

DEPARTMENT OF INSURANCE

300 SOUTH SPRING STREET, 14TH FLOOR
LOS ANGELES CA 90013-1230
(213) 346-6774
(213) 897-6361 (FAX)
YenG@insurance.ca.gov



California Life and Annuity Market Share Report for Calendar Year 2005

Preface

In addition to our regular Property & Casualty Market Share Report, we are releasing the "California Life and Annuity Market Share Report for Calendar Year 2005". This report is based on data from the NAIC's Life and Accident and Health Annual Statement database.

The report consists of a historical summary page which compares California Life Insurance Business to Countrywide, along with the following exhibits:

Historical Summary Data from 1991 thru 2005, with 3 graphs:

Exhibit (1A): All 5 lines of business as displayed in the Life and Accident & Health Annual Statement:

- * Life Insurance.
- * Annuity Considerations.
- * Accident and Health.
- * Deposit Type Contract Funds.
- * Other Considerations.

Exhibits (1B), (1C), (1D), (1E) and (1F): Shows each of the above, alone.

Premium Distribution of the above 5 lines of business, for Calendar Year 2004, in Pie Chart form:

- Exhibit (2A): California data.
Exhibit (2B): Countrywide data.

Listing of Insurance Group data, for all 5 lines of business:

- Exhibit (3A): Sorted by Group Market Share.
Exhibit (3B) Sorted by Group Name (Alphabetical)

Listing of data for individual companies, **sorted by Market Share:**

- Exhibit (4A): 5 lines of business.
Exhibits (4B), (4C), (4D), (4E) and (4F): Each line of business, alone.

Listing of data for individual companies, **sorted by Company Name:**

- Exhibit (5A): All 5 lines of business as displayed above.
Exhibits (5B), (5C), (5D), (5E) and (5F): Each line of business, alone.

We hope that this report will be useful to you. If you have any questions or comments, please feel free to contact us.

George Yen
Chief, Rate Specialist Bureau
July 12, 2006

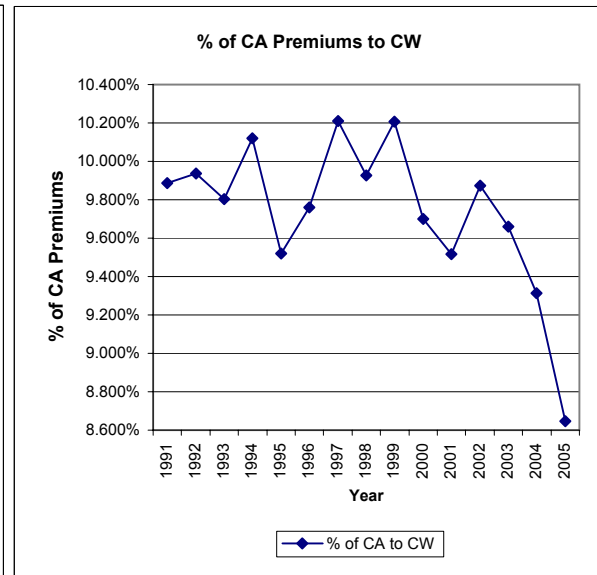
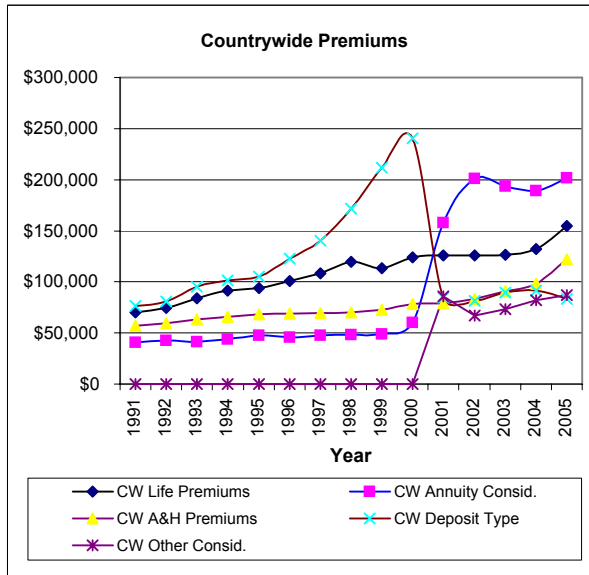
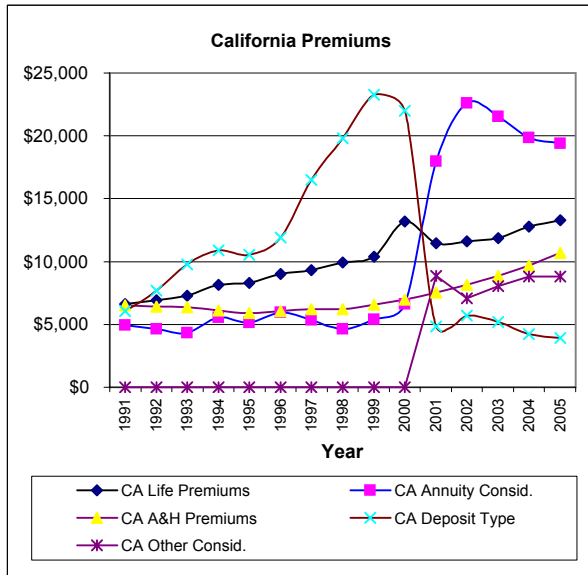
1991 - 2005 Comparison of California Life Insurance Business to Countrywide

Exhibit (1A)

All numbers are in millions ('000,000), except the Company Counts.

Licensed Companies Only

(1) Calendar Year	(2) Co. Count	(3) California Life Insurance Premiums	(4) California Annuity Consid.	(5) California A&H Premiums	(6) California Deposit Type Contract	(7) California Other Consid.	(8) Total California Premiums Sum(3)...(7)	(9) CW Life Insurance Premiums	(10) CW Annuity Consid.	(11) CW A&H Premiums	(12) CW Deposit Type Contract	(13) CW Other Consid.	(14) Total CW Premiums Sum(9)...(13)	(15) % of CA Prem. To Countrywide (8)/(14)
1991	603	\$6,619	\$4,958	\$6,516	\$6,076	\$0	\$24,169	\$70,383	\$41,012	\$56,878	\$76,195	\$0	\$244,468	9.886%
1992	596	\$6,927	\$4,609	\$6,411	\$7,710	\$0	\$25,657	\$74,657	\$42,880	\$59,546	\$81,092	\$0	\$258,175	9.938%
1993	587	\$7,283	\$4,334	\$6,380	\$9,782	\$0	\$27,779	\$83,940	\$41,501	\$63,040	\$94,929	\$0	\$283,410	9.802%
1994	587	\$8,135	\$5,535	\$6,088	\$10,877	\$0	\$30,635	\$91,597	\$43,883	\$65,726	\$101,528	\$0	\$302,734	10.119%
1995	595	\$8,323	\$5,143	\$5,924	\$10,563	\$0	\$29,953	\$93,671	\$47,517	\$68,178	\$105,266	\$0	\$314,632	9.520%
1996	597	\$9,024	\$5,966	\$6,069	\$11,898	\$0	\$32,957	\$100,595	\$45,521	\$68,681	\$122,874	\$0	\$337,671	9.760%
1997	589	\$9,337	\$5,337	\$6,196	\$16,511	\$0	\$37,381	\$108,635	\$47,852	\$69,208	\$140,398	\$0	\$366,093	10.211%
1998	578	\$9,947	\$4,636	\$6,191	\$19,799	\$0	\$40,573	\$119,407	\$48,104	\$69,850	\$171,307	\$0	\$408,668	9.928%
1999	557	\$10,386	\$5,396	\$6,584	\$23,261	\$0	\$45,627	\$113,116	\$49,086	\$72,790	\$211,976	\$0	\$446,968	10.208%
2000	479	\$13,207	\$6,617	\$6,987	\$22,014	\$0	\$48,825	\$124,298	\$60,252	\$78,123	\$240,609	\$0	\$503,282	9.701%
2001	458	\$11,436	\$17,952	\$7,556	\$4,861	\$8,853	\$50,658	\$125,719	\$157,676	\$78,757	\$84,393	\$85,674	\$532,219	9.518%
2002	437	\$11,629	\$22,630	\$8,163	\$5,714	\$7,067	\$55,203	\$126,047	\$201,101	\$83,530	\$81,258	\$67,174	\$559,110	9.873%
2003	430	\$11,854	\$21,526	\$8,842	\$5,178	\$8,044	\$55,444	\$126,532	\$193,810	\$90,908	\$89,727	\$73,039	\$574,016	9.659%
2004	410	\$12,765	\$19,846	\$9,667	\$4,206	\$8,812	\$55,296	\$132,320	\$189,252	\$98,204	\$91,716	\$82,290	\$593,782	9.313%
2005	408	\$13,303	\$19,378	\$10,678	\$3,912	\$8,807	\$56,078	\$154,813	\$201,569	\$122,283	\$83,003	\$86,819	\$648,487	8.648%
Totals:		\$150,175	\$153,863	\$108,252	\$162,362	\$41,583	\$616,235	\$1,645,730	\$1,411,016	\$1,145,702	\$1,776,271	\$394,996	\$6,373,715	9.668%

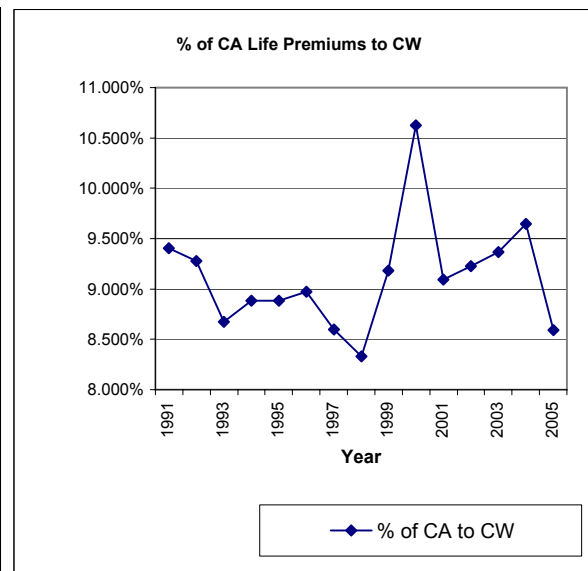
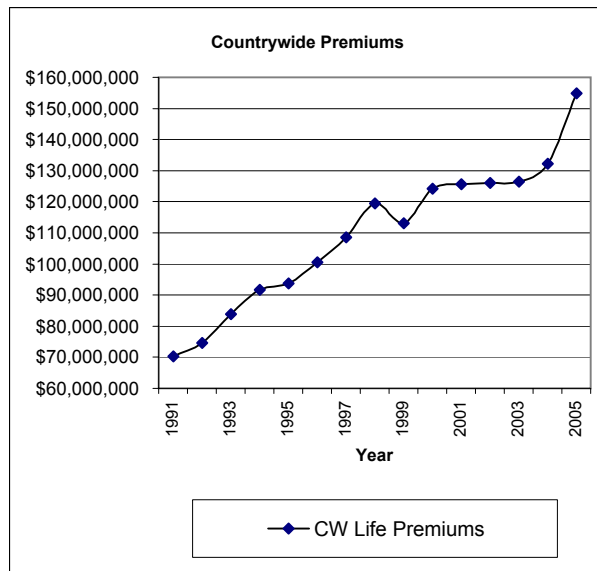
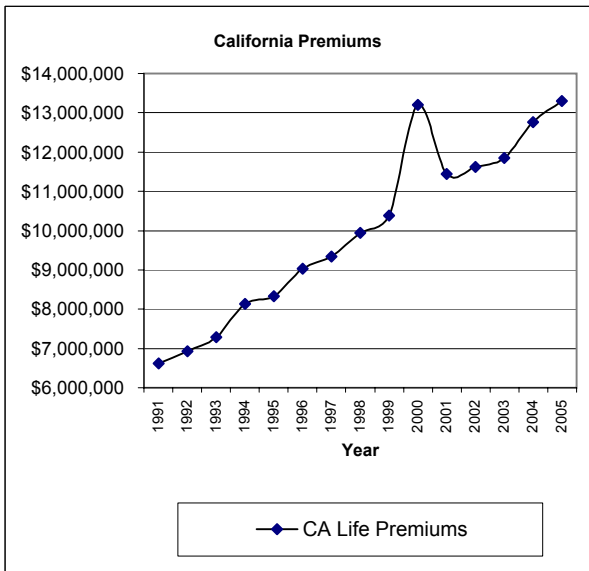


1991 - 2005 Comparison of California Life Insurance Premium to Countrywide
Line of Business: Life Insurance
Licensed Companies Only

Exhibit (1B)

All numbers are in thousands ('000), except the Company Count.

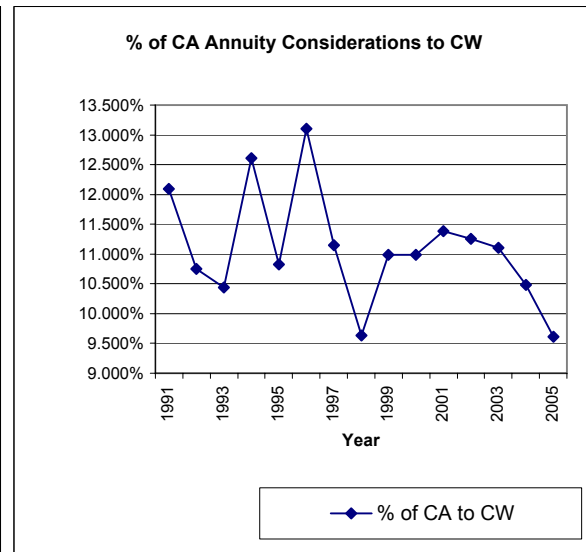
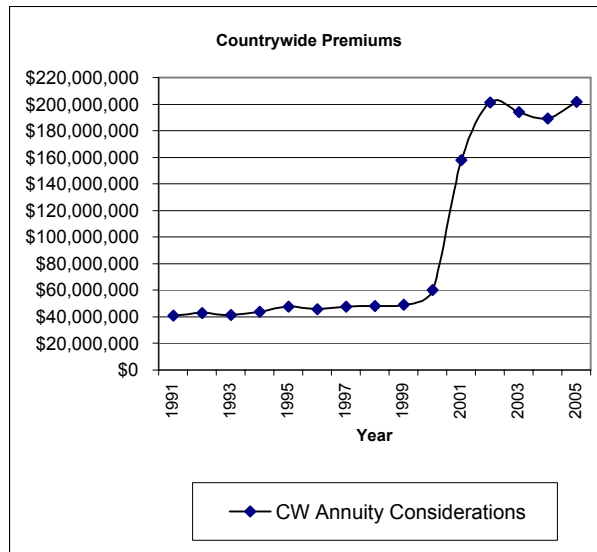
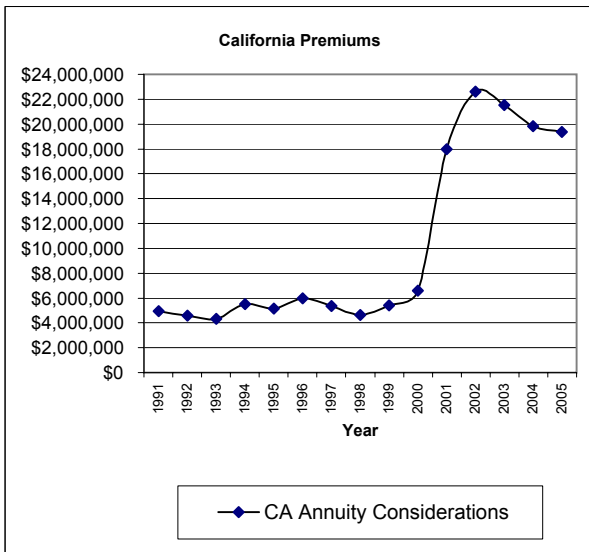
(1) Calendar Year	(2) Company Count	(3) California Life Insurance Premiums, Only	(4) Total California Premiums: Life, Annuity, A&H, Deposit and Other	(5) Percentage of Life Insurance To All Premiums (3) / (4)	(6) Countrywide Life Insurance Premiums, Only	(7) Total Countrywide Premiums: Life, Annuity, A&H, Deposit and Other	(8) Percentage of Life Insurance To All Premiums (6) / (7)	(9) % of CA Life Premiums To Countrywide (3) / (6)
1991	n/a	\$6,619,223	\$24,168,801	27.387%	\$70,382,551	\$244,467,621	28.790%	9.405%
1992	n/a	\$6,926,751	\$25,655,760	26.999%	\$74,657,242	\$258,175,773	28.917%	9.278%
1993	n/a	\$7,283,207	\$27,779,568	26.218%	\$83,939,706	\$283,410,074	29.618%	8.677%
1994	n/a	\$8,135,354	\$30,634,921	26.556%	\$91,597,417	\$302,734,231	30.257%	8.882%
1995	n/a	\$8,322,925	\$29,953,248	27.786%	\$93,670,905	\$314,631,397	29.772%	8.885%
1996	n/a	\$9,023,777	\$32,956,278	27.381%	\$100,594,587	\$337,669,981	29.791%	8.970%
1997	n/a	\$9,337,245	\$37,380,563	24.979%	\$108,634,624	\$366,092,994	29.674%	8.595%
1998	n/a	\$9,946,636	\$40,572,419	24.516%	\$119,407,013	\$408,667,853	29.219%	8.330%
1999	n/a	\$10,385,858	\$45,626,162	22.763%	\$113,116,285	\$446,967,910	25.307%	9.182%
2000	434	\$13,206,515	\$48,825,172	27.049%	\$124,297,814	\$503,282,189	24.697%	10.625%
2001	422	\$11,435,746	\$50,658,217	22.574%	\$125,719,235	\$532,219,216	23.622%	9.096%
2002	406	\$11,628,929	\$55,203,426	21.066%	\$126,047,426	\$559,111,230	22.544%	9.226%
2003	394	\$11,853,886	\$55,443,042	21.380%	\$126,531,945	\$574,016,943	22.043%	9.368%
2004	384	\$12,766,591	\$55,296,765	23.087%	\$132,319,628	\$593,781,994	22.284%	9.648%
2005	381	\$13,304,584	\$56,077,766	23.725%	\$154,812,615	\$648,486,716	23.873%	8.594%
Totals:		\$150,177,227	\$616,232,108	24.370%	\$1,645,728,993	\$6,373,716,122	25.821%	9.125%



**1991 - 2005 Comparison of California Life Insurance Premium to Countrywide
Line of Business: Annuity Considerations**

Exhibit (1C)

(1) Calendar Year	(2) Company Count	(3) California Annuity Considerations Only	(4) Total California Premiums: Life, Annuity, A&H, Deposit and Other	(5) Percentage of Annuity Consid. To All Premiums (3) / (4)	(6) Countrywide Annuity Considerations Only	(7) Total Countrywide Premiums: Life, Annuity, A&H, Deposit and Other	(8) Percentage of Annuity Consid. To All Premiums (6) / (7)	(9) % of CA Ann. Consid. To Countrywide (3) / (6)
1991	n/a	\$4,957,723	\$24,168,801	20.513%	\$41,012,326	\$244,467,621	16.776%	12.088%
1992	n/a	\$4,608,859	\$25,655,760	17.964%	\$42,880,177	\$258,175,773	16.609%	10.748%
1993	n/a	\$4,333,663	\$27,779,568	15.600%	\$41,501,477	\$283,410,074	14.644%	10.442%
1994	n/a	\$5,535,159	\$30,634,921	18.068%	\$43,882,669	\$302,734,231	14.495%	12.614%
1995	n/a	\$5,142,969	\$29,953,248	17.170%	\$47,516,874	\$314,631,397	15.102%	10.823%
1996	n/a	\$5,965,864	\$32,956,278	18.102%	\$45,520,605	\$337,669,981	13.481%	13.106%
1997	n/a	\$5,336,783	\$37,380,563	14.277%	\$47,852,391	\$366,092,994	13.071%	11.153%
1998	n/a	\$4,635,838	\$40,572,419	11.426%	\$48,103,667	\$408,667,853	11.771%	9.637%
1999	n/a	\$5,395,608	\$45,626,162	11.826%	\$49,085,622	\$446,967,910	10.982%	10.992%
2000	288	\$6,617,214	\$48,825,172	13.553%	\$60,251,974	\$503,282,189	11.972%	10.983%
2001	305	\$17,951,906	\$50,658,217	35.437%	\$157,675,508	\$532,219,216	29.626%	11.385%
2002	296	\$22,630,021	\$55,203,426	40.994%	\$201,101,331	\$559,111,230	35.968%	11.253%
2003	291	\$21,525,595	\$55,443,042	38.825%	\$193,810,008	\$574,016,943	33.764%	11.107%
2004	279	\$19,845,896	\$55,296,765	35.890%	\$189,252,278	\$593,781,994	31.872%	10.486%
2005	275	\$19,377,847	\$56,077,766	34.555%	\$201,568,860	\$648,486,716	31.083%	9.614%
Totals:		\$153,860,945	\$616,232,108	24.968%	\$1,411,015,767	\$6,373,716,122	22.138%	10.904%

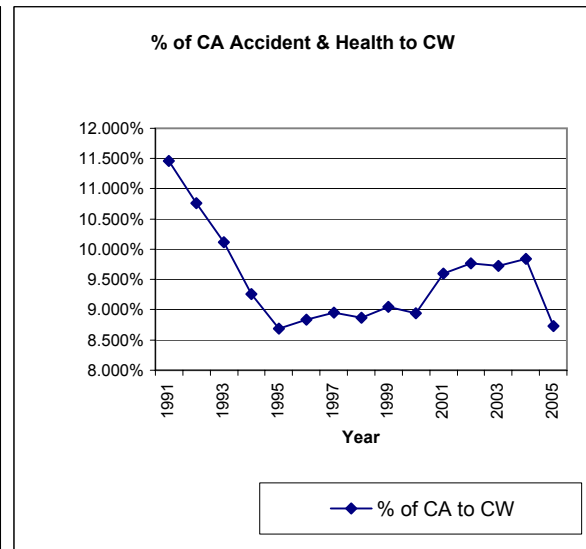
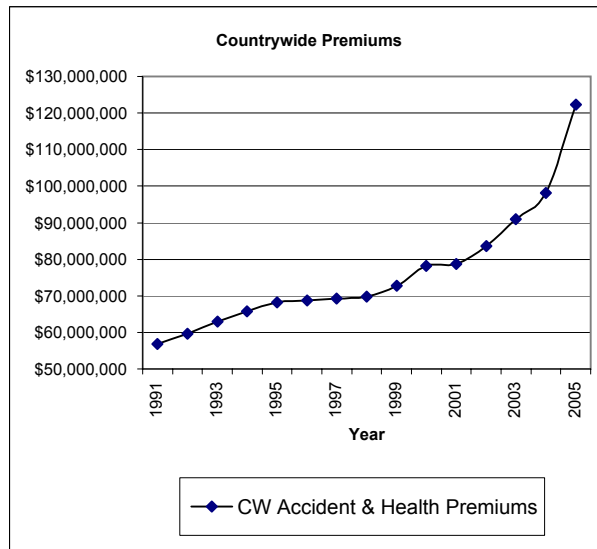
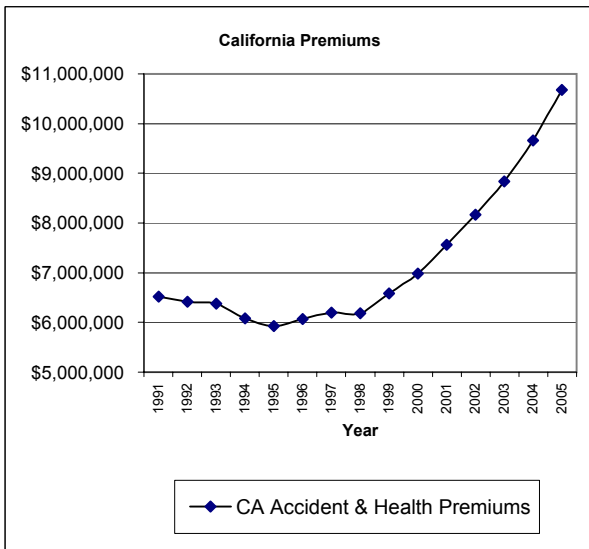


1991 - 2005 Comparison of California Life Insurance Premium to Countrywide
Line of Business: Accident and Health Premiums
Licensed Companies Only

Exhibit (1D)

All numbers are in thousands ('000), except the Company Count.

(1) Calendar Year	(2) Company Count	(3) California Accident & Health Premiums Only	(4) Total California Premiums: Life, Annuity, A&H, Deposit and Other	(5) Percentage of Acc. & Health To All Premiums (3) / (4)	(6) Countrywide Accident & Health Premiums Only	(7) Total Countrywide Premiums: Life, Annuity, A&H, Deposit and Other	(8) Percentage of Acc. & Health To All Premiums (6) / (7)	(9) % of CA Ann. Consid. To Countrywide (3) / (6)
1991	n/a	\$6,515,856	\$24,168,801	26.960%	\$56,878,030	\$244,467,621	23.266%	11.456%
1992	n/a	\$6,410,571	\$25,655,760	24.987%	\$59,545,885	\$258,175,773	23.064%	10.766%
1993	n/a	\$6,380,329	\$27,779,568	22.968%	\$63,039,760	\$283,410,074	22.243%	10.121%
1994	n/a	\$6,087,823	\$30,634,921	19.872%	\$65,725,692	\$302,734,231	21.711%	9.262%
1995	n/a	\$5,923,991	\$29,953,248	19.777%	\$68,178,079	\$314,631,397	21.669%	8.689%
1996	n/a	\$6,068,849	\$32,956,278	18.415%	\$68,681,035	\$337,669,981	20.340%	8.836%
1997	n/a	\$6,195,695	\$37,380,563	16.575%	\$69,207,550	\$366,092,994	18.904%	8.952%
1998	n/a	\$6,190,887	\$40,572,419	15.259%	\$69,849,782	\$408,667,853	17.092%	8.863%
1999	n/a	\$6,583,954	\$45,626,162	14.430%	\$72,790,497	\$446,967,910	16.285%	9.045%
2000	345	\$6,987,102	\$48,825,172	14.310%	\$78,122,950	\$503,282,189	15.523%	8.944%
2001	339	\$7,556,145	\$50,658,217	14.916%	\$78,756,982	\$532,219,216	14.798%	9.594%
2002	324	\$8,162,937	\$55,203,426	14.787%	\$83,530,195	\$559,111,230	14.940%	9.772%
2003	314	\$8,841,707	\$55,443,042	15.947%	\$90,908,487	\$574,016,943	15.837%	9.726%
2004	303	\$9,666,656	\$55,296,765	17.481%	\$98,204,190	\$593,781,994	16.539%	9.843%
2005	298	\$10,678,448	\$56,077,766	19.042%	\$122,282,599	\$648,486,716	18.857%	8.733%
Totals:		\$108,250,950	\$616,232,108	17.567%	\$1,145,701,713	\$6,373,716,122	17.975%	9.448%

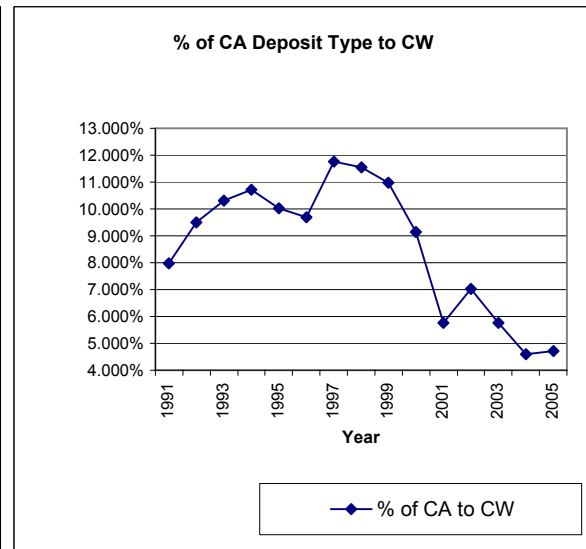
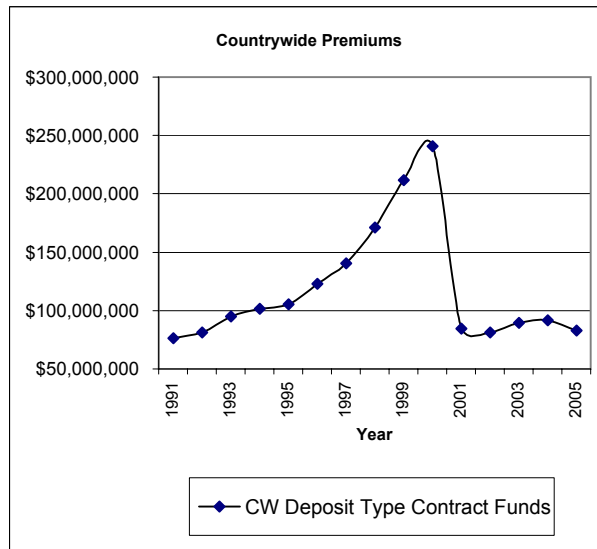
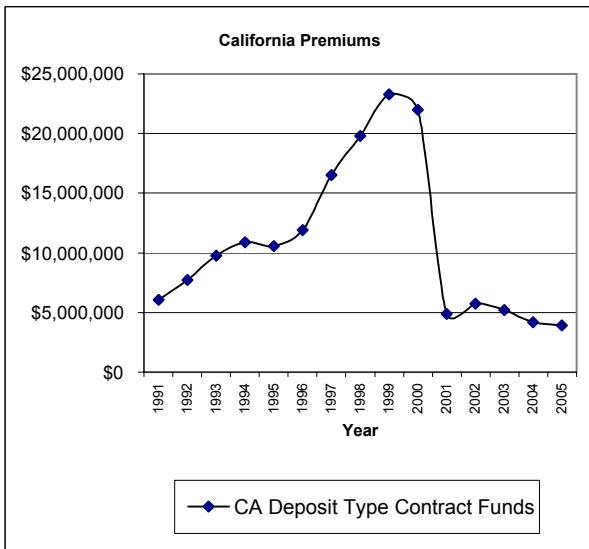


1991 - 2005 Comparison of California Life Insurance Premium to Countrywide
Line of Business: Deposit Type Contract Funds
Licensed Companies Only

Exhibit (1E)

All numbers are in thousands ('000), except the Company Count.

(1) Calendar Year	(2) Company Count	(3) California Deposit Type Contract Funds Only	(4) Total California Premiums: Life, Annuity, A&H, Deposit and Other	(5) Percentage of Deposit Type To All Premiums (3) / (4)	(6) Countrywide Deposit Type Contract Funds Only	(7) Total Countrywide Premiums: Life, Annuity, A&H, Deposit and Other	(8) Percentage of Deposit Type To All Premiums (6) / (7)	(9) % of CA Ann. Consid. To Countrywide (3) / (6)
1991	n/a	\$6,075,999	\$24,168,801	25.140%	\$76,194,714	\$244,467,621	31.168%	7.974%
1992	n/a	\$7,709,579	\$25,655,760	30.050%	\$81,092,469	\$258,175,773	31.410%	9.507%
1993	n/a	\$9,782,369	\$27,779,568	35.214%	\$94,929,131	\$283,410,074	33.495%	10.305%
1994	n/a	\$10,876,585	\$30,634,921	35.504%	\$101,528,453	\$302,734,231	33.537%	10.713%
1995	n/a	\$10,563,363	\$29,953,248	35.266%	\$105,265,539	\$314,631,397	33.457%	10.035%
1996	n/a	\$11,897,788	\$32,956,278	36.102%	\$122,873,754	\$337,669,981	36.389%	9.683%
1997	n/a	\$16,510,840	\$37,380,563	44.170%	\$140,398,429	\$366,092,994	38.350%	11.760%
1998	n/a	\$19,799,058	\$40,572,419	48.799%	\$171,307,391	\$408,667,853	41.918%	11.558%
1999	n/a	\$23,260,742	\$45,626,162	50.981%	\$211,975,506	\$446,967,910	47.425%	10.973%
2000	168	\$22,014,341	\$48,825,172	45.088%	\$240,609,451	\$503,282,189	47.808%	9.149%
2001	110	\$4,861,340	\$50,658,217	9.596%	\$84,393,009	\$532,219,216	15.857%	5.760%
2002	143	\$5,714,471	\$55,203,426	10.352%	\$81,257,902	\$559,111,230	14.533%	7.033%
2003	141	\$5,178,009	\$55,443,042	9.339%	\$89,727,401	\$574,016,943	15.631%	5.771%
2004	145	\$4,206,560	\$55,296,765	7.607%	\$91,715,717	\$593,781,994	15.446%	4.587%
2005	137	\$3,911,778	\$56,077,766	6.976%	\$83,003,303	\$648,486,716	12.800%	4.713%
Totals:		\$162,362,822	\$616,232,108	26.348%	\$1,776,272,169	\$6,373,716,122	27.869%	9.141%

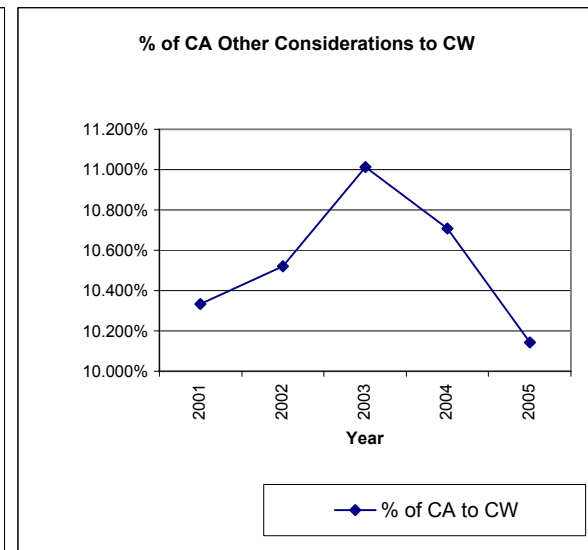
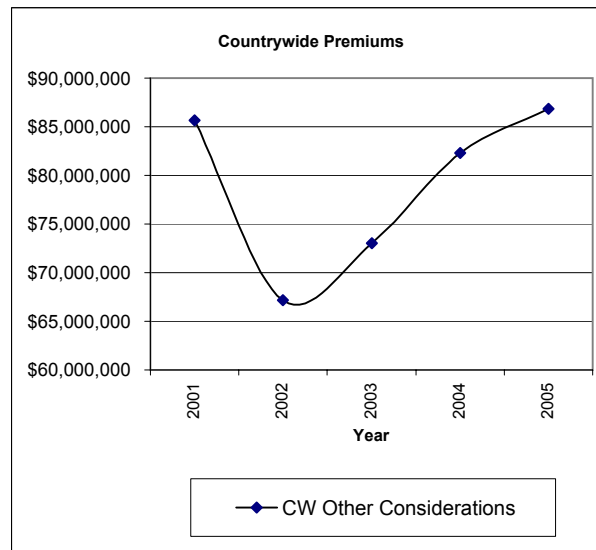
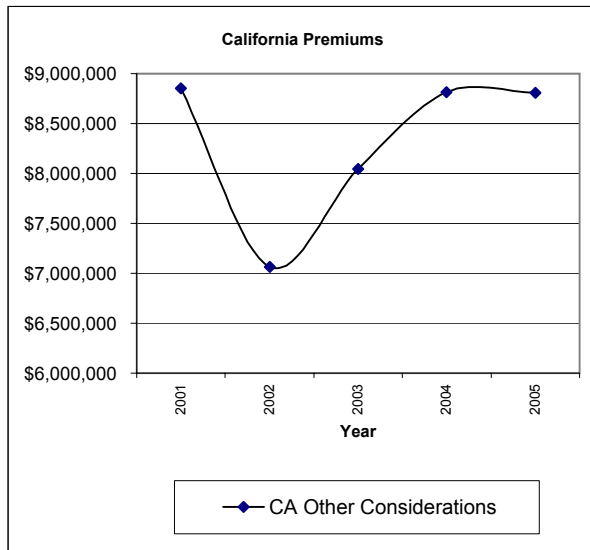


**1991 - 2005 Comparison of California Life Insurance Premium to Countrywide
Line of Business: Other Considerations
Licensed Companies Only**

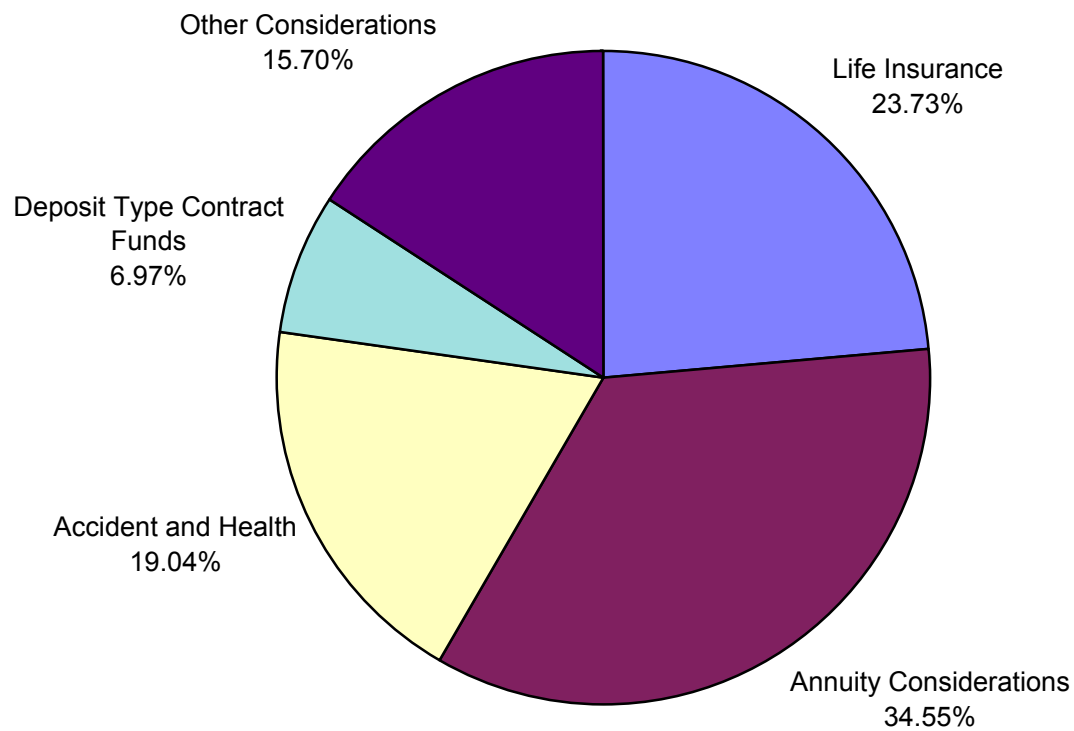
Exhibit (1F)

All numbers are in thousands ('000), except the Company Count.

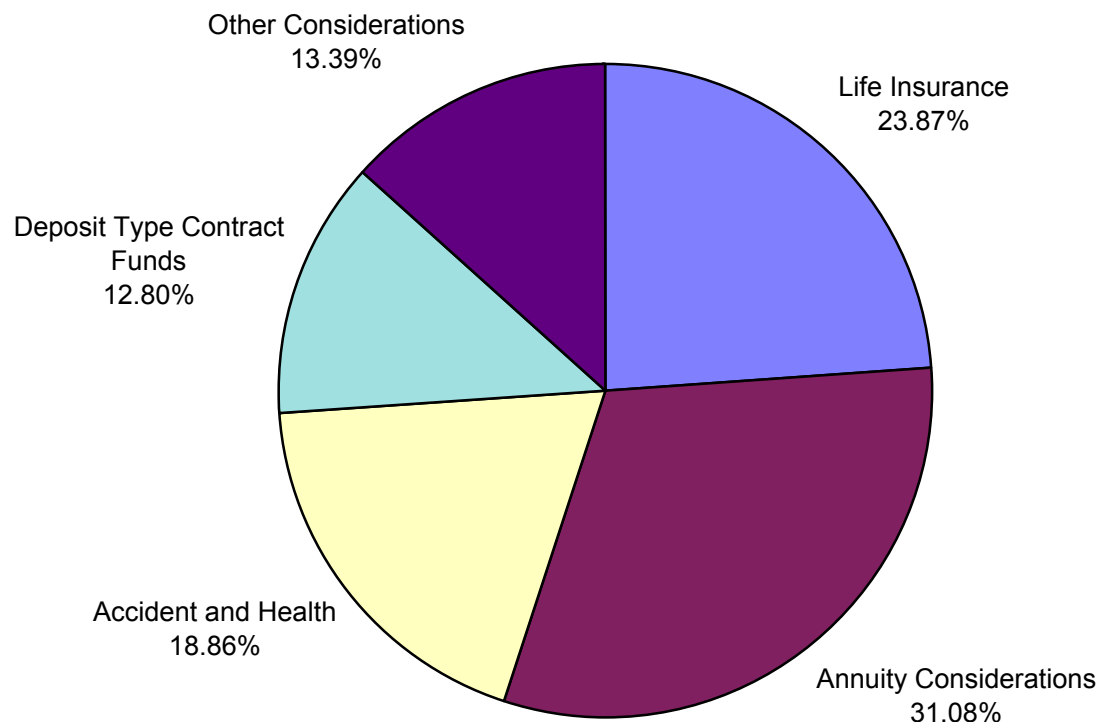
(1) Calendar Year	(2) Company Count	(3) California Other Considerations Only	(4) Total California Premiums: Life, Annuity, A&H, Deposit and Other	(5) Percentage of Other Consid. To All Premiums (3) / (4)	(6) Countrywide Other Considerations Only	(7) Total Countrywide Premiums: Life, Annuity, A&H, Deposit and Other	(8) Percentage of Other Consid. To All Premiums (6) / (7)	(9) % of CA Ann. Consid. To Countrywide (3) / (6)
1991	n/a	\$0	\$24,168,801	0.000%	\$0	\$244,467,621	0.000%	0.000%
1992	n/a	\$0	\$25,655,760	0.000%	\$0	\$258,175,773	0.000%	0.000%
1993	n/a	\$0	\$27,779,568	0.000%	\$0	\$283,410,074	0.000%	0.000%
1994	n/a	\$0	\$30,634,921	0.000%	\$0	\$302,734,231	0.000%	0.000%
1995	n/a	\$0	\$29,953,248	0.000%	\$0	\$314,631,397	0.000%	0.000%
1996	n/a	\$0	\$32,956,278	0.000%	\$0	\$337,669,981	0.000%	0.000%
1997	n/a	\$0	\$37,380,563	0.000%	\$0	\$366,092,994	0.000%	0.000%
1998	n/a	\$0	\$40,572,419	0.000%	\$0	\$408,667,853	0.000%	0.000%
1999	n/a	\$0	\$45,626,162	0.000%	\$0	\$446,967,910	0.000%	0.000%
2000	n/a	\$0	\$48,825,172	0.000%	\$0	\$503,282,189	0.000%	0.000%
2001	46	\$8,853,081	\$50,658,217	17.476%	\$85,674,482	\$532,219,216	16.098%	10.333%
2002	35	\$7,067,068	\$55,203,426	12.802%	\$67,174,376	\$559,111,230	12.014%	10.520%
2003	36	\$8,043,845	\$55,443,042	14.508%	\$73,039,102	\$574,016,943	12.724%	11.013%
2004	39	\$8,812,264	\$55,296,765	15.936%	\$82,290,181	\$593,781,994	13.859%	10.709%
2005	36	\$8,806,956	\$56,077,766	15.705%	\$86,819,339	\$648,486,716	13.388%	10.144%
Totals:		\$41,583,214	\$616,232,108	6.748%	\$394,997,480	\$6,373,716,122	6.197%	10.527%



2005 California Premium Distribution By Line



2005 Countrywide Premium Distribution By Line



2005 CALIFORNIA LIFE & ANNUITY MARKET SHARE REPORT

Premium Written During The Calendar Year

Sorted by Group Market Share

Source: NAIC Database

Licensed companies only

Rec #	Group #	Group Name NAIC # Company Name	[1] Life Insurance	[2] Annuity Considerations	[3] Accident and Health	[4] Deposit Type Contract Funds	[5] Other Considerations	[6] Total Premium Sum of [1] thru [5]	[7] Market Share
1	241	METROPOLITAN GRP							
		65978 Metropolitan Life Ins Co	808,592,392	412,633,244	463,151,936	702,453	801,994,972	2,487,074,997	4.4350%
		87726 Metlife Ins Co of CT	185,258,708	420,102,550	26,061,605	237,737,318	0	869,160,181	1.5499%
		61050 MetLife Investors USA Ins Co	11,360,754	381,493,703	0	0	0	392,854,457	0.7006%
		80950 Metlife Life & Annuity Co of CT	146,873,726	15,283,541	0	1,181,364	0	163,338,631	0.2913%
		81620 Metlife Investors Ins Co of CA	2,591,442	138,658,386	14,869	3,090,115	0	144,354,812	0.2574%
		63665 General American Life Ins Co	87,374,195	6,236,056	3,482,963	17,458,161	0	114,551,375	0.2043%
		91626 New England Life Ins Co	42,713,631	28,032,993	1,676,047	1,901	23,465,070	95,889,642	0.1710%
		93564 Paragon Life Ins Co	24,687,472	0	0	0	0	24,687,472	0.0440%
		97136 Metropolitan Tower Life Ins Co	10,241,221	25,200	0	0	0	10,266,421	0.0183%
		69396 Texas Life Ins Co	3,251,381	0	0	0	0	3,251,381	0.0058%
		93513 MetLife Investors Ins Co	136,132	1,287,460	0	0	0	1,423,592	0.0025%
		80322 Citicorp Life Ins Co	73,098	101,600	66,121	0	0	240,819	0.0004%
			1,323,154,152	1,403,854,733	494,453,541	260,171,312	825,460,042	4,307,093,780	7.6806%
2	904	JOHN HANCOCK GRP							
		65838 John Hancock Life Ins Co (USA)	322,570,023	47,310	9,020	0	2,455,851,413	2,778,477,766	4.9547%
		65099 John Hancock Life Ins Co	53,454,397	12,652,096	63,065,359	0	84,895,538	214,067,390	0.3817%
		90204 John Hancock Variable Life Ins Co	183,619,260	0	0	0	1,513,954	185,133,214	0.3301%
		93610 Manulife Ins Co	335,167	0	0	0	0	335,167	0.0006%
			559,978,847	12,699,406	63,074,379	0	2,542,260,905	3,178,013,537	5.6672%

2005 CALIFORNIA LIFE & ANNUITY MARKET SHARE REPORT

Premium Written During The Calendar Year

Sorted by Group Market Share

Source: NAIC Database

Licensed companies only

Rec #	Group #	Group Name NAIC # Company Name	[1] Life Insurance	[2] Annuity Considerations	[3] Accident and Health	[4] Deposit Type Contract Funds	[5] Other Considerations	[6] Total Premium Sum of [1] thru [5]	[7] Market Share
3	468	Aegon US Holding Grp							
		86231 Transamerica Life Ins Co	167,689,693	449,755,500	4,902,681	527,548,463	321,182,691	1,471,079,028	2.6233%
		67121 Transamerica Occidental Life Ins Co	227,844,468	17,681,608	29,681,559	387,892,908	35,941,254	699,041,797	1.2466%
		91413 Western Reserve Life Assur Co of OH	219,173,763	74,195,808	0	166	0	293,369,737	0.5231%
		70688 Transamerica Financial Life Ins Co	494,305	143,330,334	296,107	56,272	7,834,347	152,011,365	0.2711%
		66605 Peoples Benefit Life Ins Co	13,422,658	75,209,476	5,778,535	7,550	0	94,418,219	0.1684%
		66281 Monumental Life Ins Co	20,634,602	141,666	37,330,811	8,716	26,619,653	84,735,448	0.1511%
		65021 Stonebridge Life Ins Co	20,108,348	0	52,067,229	0	0	72,175,577	0.1287%
		64130 Life Investors Ins Co Of Amer	19,974,371	6,357,868	35,417,327	62,539	0	61,812,105	0.1102%
		81027 Veterans Life Ins Co	6,348,733	0	1,119,693	0	0	7,468,426	0.0133%
		60046 Academy Life Ins Co	2,354,310	3,500	42,634	386,296	0	2,786,740	0.0050%
			698,045,251	766,675,760	166,636,576	915,962,910	391,577,945	2,938,898,442	5.2408%
4	304	PRUDENTIAL OF AMER							
		68241 Prudential Ins Co Of Amer	558,945,999	325,596,244	78,841,649	11,357,631	1,105,096,715	2,079,838,238	3.7088%
		86630 American Skandia Life Assur Corp	709,678	432,003,983	0	2,741,336	0	435,454,997	0.7765%
		79227 Pruco Life Ins Co	155,977,292	70,529,319	0	837,187	0	227,343,798	0.4054%
		93629 Prudential Retirement Ins & Anuty Co	0	88,545	0	149,116,122	0	149,204,667	0.2661%
			715,632,969	828,218,091	78,841,649	164,052,276	1,105,096,715	2,891,841,700	5.1568%
5	91	HARTFORD FIRE & CAS GRP							
		88072 Hartford Life Ins Co	178,839,723	51,327,381	21,228,051	458,491,892	705,454,424	1,415,341,471	2.5239%
		71153 Hartford Life & Annuity Ins Co	135,201,669	6,969,855	194,437	10,614,695	944,300,005	1,097,280,661	1.9567%
		70815 Hartford Life & Accident Ins Co	73,193,869	309	106,909,021	0	1,400	180,104,599	0.3212%
		74268 Hartford Life Grp Ins Co	4,746,542	0	8,351,455	0	0	13,097,997	0.0234%
		81213 American Maturity Life Ins Co	0	463,551	0	0	45,298	508,849	0.0009%
			391,981,803	58,761,096	136,682,964	469,106,587	1,649,801,127	2,706,333,577	4.8260%

2005 CALIFORNIA LIFE & ANNUITY MARKET SHARE REPORT

Premium Written During The Calendar Year

Sorted by Group Market Share

Source: NAIC Database

Licensed companies only

Rec #	Group #	Group Name NAIC # Company Name	[1] Life Insurance	[2] Annuity Considerations	[3] Accident and Health	[4] Deposit Type Contract Funds	[5] Other Considerations	[6] Total Premium Sum of [1] thru [5]	[7] Market Share
6	229	ING America Ins Holding Grp							
		80942 ING USA Annuity and Life Ins Co	5,692,742	850,290,973	3,842	220,000,000	0	1,075,987,557	1.9187%
		86509 Ing Life Ins & Annuity Co	23,728,176	782,429,157	2,181	4,936,189	26,229,700	837,325,403	1.4932%
		67105 Reliastar Life Ins Co	161,240,635	172,853,192	58,159,133	1,849,893	0	394,102,853	0.7028%
		68713 Security Life Of Denver Ins Co	181,806,858	29,809	10,053	0	0	181,846,720	0.3243%
		61360 Reliastar Life Ins Co Of NY	5,716,101	42,483	2,087,821	0	0	7,846,405	0.0140%
		66109 Midwestern United Life Ins Co	377,000	330	0	0	0	377,330	0.0007%
			378,561,512	1,805,645,944	60,263,030	226,786,082	26,229,700	2,497,486,268	4.4536%
7	12	AMERICAN INTRNL GRP							
		70432 AIG Annuity Ins Co	340,511	931,597,679	0	2,676,009	0	934,614,199	1.6666%
		60488 American Gen Life Ins Co	398,020,013	92,366,365	1,378,541	9,847,684	0	501,612,603	0.8945%
		70238 Variable Annuity Life Ins Co	0	382,618,568	0	0	0	382,618,568	0.6823%
		60941 AIG SunAmerica Life Assur Co	3,863,823	366,239,410	0	0	0	370,103,233	0.6600%
		70106 United States Life Ins Co In NYC	23,517,651	4,000	51,348,392	0	0	74,870,043	0.1335%
		66842 AIG Life Ins Co	25,960,705	7,750,681	31,568,021	370,434	0	65,649,841	0.1171%
		66672 American Gen Life & Acc Ins Co	27,420,425	9,327,662	1,494,281	0	0	38,242,368	0.0682%
		69256 Sunamerica Life Ins Co	8,560,411	4,459,487	37,059	0	0	13,056,957	0.0233%
		65951 Merit Life Ins Co	4,176,043	0	5,024,282	0	0	9,200,325	0.0164%
		68373 American Gen Assur Co	4,322,425	0	4,681,366	0	0	9,003,791	0.0161%
		60607 American Intl Life Assr Co NY	2,088,889	544,723	486,678	0	0	3,120,290	0.0056%
		62634 Delaware American Life Ins Co	553,313	0	34,042	0	0	587,355	0.0010%
		81612 Pacific Union Assur Co	135,904	0	0	0	0	135,904	0.0002%
			498,960,113	1,794,908,575	96,052,662	12,894,127	0	2,402,815,477	4.2848%
8	671	Wellpoint Inc Grp							
		62825 BC Life & Health Ins Co	44,083,032	0	2,262,353,962	0	0	2,306,436,994	4.1129%
		80314 Unicare Life & Health Ins Co	7,845,451	0	34,302,582	0	0	42,148,033	0.0752%
		61069 Anthem Life Ins Co	3,704,515	0	10,992	0	0	3,715,507	0.0066%
			55,632,998	0	2,296,667,536	0	0	2,352,300,534	4.1947%

2005 CALIFORNIA LIFE & ANNUITY MARKET SHARE REPORT

Premium Written During The Calendar Year

Sorted by Group Market Share

Source: NAIC Database

Licensed companies only

Rec #	Group #	Group Name NAIC # Company Name	[1] Life Insurance	[2] Annuity Considerations	[3] Accident and Health	[4] Deposit Type Contract Funds	[5] Other Considerations	[6] Total Premium Sum of [1] thru [5]	[7] Market Share
9	332	PRINCIPAL FIN GRP 61271 Principal Life Ins Co	158,606,724	149,021,065	190,808,126	1,233,413,795	1,198,448	1,733,048,158	3.0904%
			158,606,724	149,021,065	190,808,126	1,233,413,795	1,198,448	1,733,048,158	3.0904%
10	826	NEW YORK LIFE GRP 91596 New York Life Ins & Annuity Corp 66915 New York Life Ins Co 81353 NYLife Ins Co Of AZ	234,143,586 591,227,229 13,965,602	605,416,779 62,397,972 0	0 63,030,420 0	174,750 48,382,199 0	0 33,948,727 0	839,735,115 798,986,547 13,965,602	1.4974% 1.4248% 0.0249%
			839,336,417	667,814,751	63,030,420	48,556,949	33,948,727	1,652,687,264	2.9471%
11	761	ALLIANZ INS GRP 90611 Allianz Life Ins Co Of North Amer	28,476,964	1,583,542,562	40,605,483	0	0	1,652,625,009	2.9470%
			28,476,964	1,583,542,562	40,605,483	0	0	1,652,625,009	2.9470%
12	20	LINCOLN NATL 65676 Lincoln Natl Life Ins Co 67652 First Penn Pacific Life Ins Co	309,607,897 37,360,241	1,282,010,841 1,207,421	3,165,296 9,524	0 0	0 0	1,594,784,034 38,577,186	2.8439% 0.0688%
			346,968,138	1,283,218,262	3,174,820	0	0	1,633,361,220	2.9127%
13	709	PACIFIC LIFE INS CO 67466 Pacific Life Ins Co 97268 Pacific Life & Annuity Co	407,819,352 -1,496,554	79,207,861 1,407,339	4,450,633 33,285,953	63,634,204 790,620	642,779,963 100,000	1,197,892,013 34,087,358	2.1361% 0.0608%
			406,322,798	80,615,200	37,736,586	64,424,824	642,879,963	1,231,979,371	2.1969%

2005 CALIFORNIA LIFE & ANNUITY MARKET SHARE REPORT

Premium Written During The Calendar Year

Sorted by Group Market Share

Source: NAIC Database

Licensed companies only

Rec #	Group #	Group Name NAIC # Company Name	[1] Life Insurance	[2] Annuity Considerations	[3] Accident and Health	[4] Deposit Type Contract Funds	[5] Other Considerations	[6] Total Premium Sum of [1] thru [5]	[7] Market Share
14	8	ALLSTATE INS GRP							
		60186 Allstate Life Ins Co	127,037,475	579,882,222	9,263,522	1,192,319	0	717,375,538	1.2793%
		65595 Lincoln Benefit Life Co	170,040,214	247,709,298	19,597,568	12,687,569	0	450,034,649	0.8025%
		60534 American Heritage Life Ins Co	4,341,890	111,858	22,862,256	0	0	27,316,004	0.0487%
		69310 Surety Life Ins Co	21,141,127	1,218,080	34,186	0	0	22,393,393	0.0399%
		70874 Allstate Life Ins Co Of NY	475,756	135,462	8,052	0	0	619,270	0.0011%
		61808 Charter Natl Life Ins Co	188	64,335	0	0	0	64,523	0.0001%
		90344 Keystone State Life Ins Co	13,874	0	0	0	0	13,874	0.0000%
		70866 Allstate Assur Co	0	2,100	0	0	0	2,100	0.0000%
			323,050,524	829,123,355	51,765,584	13,879,888	0	1,217,819,351	2.1717%
15	918	JACKSON NATL GRP							
		65056 Jackson Natl Life Ins Co	73,643,851	1,138,972,802	27,843	4,021,156	0	1,216,665,652	2.1696%
			73,643,851	1,138,972,802	27,843	4,021,156	0	1,216,665,652	2.1696%
16	968	AXA INS GRP							
		62944 AXA Equitable Life Ins Co	239,074,029	820,894,180	11,759,509	591,602	19,224,354	1,091,543,674	1.9465%
		78077 Mony Life Ins Co Of Amer	43,215,489	9,951,121	0	0	0	53,166,610	0.0948%
		66370 Mony Life Ins Co	25,374,810	594,479	5,167,850	0	0	31,137,139	0.0555%
		84530 US Financial Life Ins Co	22,458,803	0	0	0	0	22,458,803	0.0400%
		62880 AXA Life & Annuity Co	2,226,590	0	0	0	0	2,226,590	0.0040%
			332,349,721	831,439,780	16,927,359	591,602	19,224,354	1,200,532,816	2.1408%
17	140	NATIONWIDE CORP							
		66869 Nationwide Life Ins Co	227,961,480	15,085,092	143,551,162	0	727,595,079	1,114,192,813	1.9869%
		68225 Nationwide Life Ins Co of Amer	35,382,764	86,110	209,491	2,617,220	0	38,295,585	0.0683%
		92657 Nationwide Life And Annuity Ins Co	16,521,116	317,973	0	0	15,906,441	32,745,530	0.0584%
		70750 Nationwide Life & Ann Co of Amer	710,366	668,185	0	0	0	1,378,551	0.0025%
			280,575,726	16,157,360	143,760,653	2,617,220	743,501,520	1,186,612,479	2.1160%

2005 CALIFORNIA LIFE & ANNUITY MARKET SHARE REPORT

Premium Written During The Calendar Year

Sorted by Group Market Share

Source: NAIC Database

Licensed companies only

Rec #	Group #	Group Name NAIC # Company Name	[1] Life Insurance	[2] Annuity Considerations	[3] Accident and Health	[4] Deposit Type Contract Funds	[5] Other Considerations	[6] Total Premium Sum of [1] thru [5]	[7] Market Share
18	707	UNITEDHEALTH GRP							
		79413 United Healthcare Ins Co	2,374,421	0	543,852,315	0	0	546,226,736	0.9741%
		70785 Pacificare Life & Health Ins Co	180,000	1,000	454,278,855	0	0	454,459,855	0.8104%
		62286 Golden Rule Ins Co	7,831,334	4,395,816	1,110,029	0	0	13,337,179	0.0238%
		97179 American Medical Security Life InsCo	359,369	0	47,115	0	0	406,484	0.0007%
		64890 Investors Guaranty Life Ins Co	2,835	0	0	0	0	2,835	0.0000%
			10,747,959	4,396,816	999,288,314	0	0	1,014,433,089	1.8090%
19	435	MASS MUT L I C							
		65935 Massachusetts Mut Life Ins Co	256,845,074	152,177,249	42,626,687	154,406	440,015,902	891,819,318	1.5903%
		93432 CM Life Ins Co	48,442,824	52,252,762	0	0	0	100,695,586	0.1796%
		70416 MML Bay State Life Ins Co	11,349,167	0	0	0	0	11,349,167	0.0202%
			316,637,065	204,430,011	42,626,687	154,406	440,015,902	1,003,864,071	1.7901%
20	4	Ameriprise Financial Grp							
		65005 IDS Life Ins Co	120,917,077	528,643,086	35,289,633	2,368,438	0	687,218,234	1.2255%
		94234 American Enterprise Life Ins Co	4,846	155,282,959	0	0	0	155,287,805	0.2769%
		93653 American Partners Life Ins Co	1,587	15,817,708	0	0	0	15,819,295	0.0282%
			120,923,510	699,743,753	35,289,633	2,368,438	0	858,325,334	1.5306%
21	901	CIGNA HEALTH GRP							
		62308 Connecticut General Life Ins Co	63,750,754	196,530	481,159,185	52,939,469	0	598,045,938	1.0665%
		65498 Life Ins Co Of North Amer	120,837,659	0	139,252,057	0	0	260,089,716	0.4638%
			184,588,413	196,530	620,411,242	52,939,469	0	858,135,654	1.5303%
22	1	AETNA							
		60054 Aetna Life Ins Co	65,841,501	1,314,864	709,436,855	11,751,293	0	788,344,513	1.4058%
			65,841,501	1,314,864	709,436,855	11,751,293	0	788,344,513	1.4058%

2005 CALIFORNIA LIFE & ANNUITY MARKET SHARE REPORT

Premium Written During The Calendar Year

Sorted by Group Market Share

Source: NAIC Database

Licensed companies only

Rec #	Group #	Group Name NAIC # Company Name	[1] Life Insurance	[2] Annuity Considerations	[3] Accident and Health	[4] Deposit Type Contract Funds	[5] Other Considerations	[6] Total Premium Sum of [1] thru [5]	[7] Market Share
23	565	UNUMPROVIDENT CORP GRP							
		62235 Unum Life Ins Co Of Amer	100,005,337	28,736	362,764,959	226,431	0	463,025,463	0.8257%
		68195 Provident Life & Accident Ins Co	23,165,344	0	102,679,090	0	0	125,844,434	0.2244%
		62049 Colonial Life & Accident Ins Co	18,845,675	10,529	87,770,619	0	0	106,626,823	0.1901%
		67598 Paul Revere Life Ins Co	1,259,720	0	49,259,482	8,063	0	50,527,265	0.0901%
		67601 Paul Revere Variable Annuity Ins Co	364,183	0	0	16,915,144	0	17,279,327	0.0308%
			143,640,259	39,265	602,474,150	17,149,638	0	763,303,312	1.3612%
24	4011	Genworth Financial Grp							
		70025 Genworth Life Ins Co	17,582,701	157,867,221	175,812,965	3,888,189	0	355,151,076	0.6333%
		63401 First Colony Life Ins Co	172,404,505	26,187,907	59,492	7,986,515	0	206,638,419	0.3685%
		65536 Genworth Life & Annuity Ins Co	14,041,143	66,008,552	8,179,695	0	0	88,229,390	0.1573%
		80926 Genworth Life & Health Ins Co	12,222,370	0	47,682,870	0	0	59,905,240	0.1068%
		67695 Federal Home Life Ins Co	1,928,069	80,444	1,961,889	0	0	3,970,402	0.0071%
		68047 Professional Ins Co	44,173	0	2,495,092	0	0	2,539,265	0.0045%
			218,222,961	250,144,124	236,192,003	11,874,704	0	716,433,792	1.2776%
25	860	NORTHWESTERN MUT							
		67091 Northwestern Mut Life Ins Co	583,188,512	49,262,335	64,888,590	3,431,384	556,288	701,327,109	1.2506%
		69000 Northwestern Long Term Care Ins Co	0	0	6,049,146	0	0	6,049,146	0.0108%
			583,188,512	49,262,335	70,937,736	3,431,384	556,288	707,376,255	1.2614%
26	769	GREAT WEST L ASR							
		68322 Great West Life & Annuity Ins Co	24,004,896	548,590,397	85,184,764	1,972,171	0	659,752,228	1.1765%
		80659 US Bus of the Canada Life Assur Co	8,788,848	365,871	1,548,217	0	0	10,702,936	0.0191%
		67369 Alta Health & Life Ins Co	4,680,592	0	4,547,073	0	0	9,227,665	0.0165%
		80705 Great West Life Assur Co	3,115,268	0	2,329,673	0	0	5,444,941	0.0097%
		81060 Canada Life Ins Co Of Amer	67,155	75,581	0	0	0	142,736	0.0003%
		76694 London Life Reins Co	0	0	1,119	0	0	1,119	0.0000%
			40,656,759	549,031,849	93,610,846	1,972,171	0	685,271,625	1.2220%

2005 CALIFORNIA LIFE & ANNUITY MARKET SHARE REPORT

Premium Written During The Calendar Year

Sorted by Group Market Share

Source: NAIC Database

Licensed companies only

Rec #	Group #	Group Name NAIC # Company Name	[1] Life Insurance	[2] Annuity Considerations	[3] Accident and Health	[4] Deposit Type Contract Funds	[5] Other Considerations	[6] Total Premium Sum of [1] thru [5]	[7] Market Share
27	623	Health Net Inc Grp 66141 Health Net Life Ins Co	2,318,035	0	605,635,236	0	0	607,953,271	1.0841%
			2,318,035	0	605,635,236	0	0	607,953,271	1.0841%
28	429	GUARDIAN LIFE GRP							
		64246 Guardian Life Ins Co Of Amer	138,822,059	3,871,273	343,193,520	0	0	485,886,852	0.8665%
		78778 Guardian Ins & Annuity Co Inc	5,482,536	90,448,716	0	0	428,814	96,360,066	0.1718%
		60003 Park Avenue Life Ins Co	1,247,008	0	0	0	0	1,247,008	0.0022%
		71714 Berkshire Life Ins Co of Amer	312,637	0	739,188	0	0	1,051,825	0.0019%
		74004 Family Service Life Ins Co	17,637	681	0	0	0	18,318	0.0000%
			145,881,877	94,320,670	343,932,708	0	428,814	584,564,069	1.0424%
29	549	SUN LIFE ASSUR CO OF CN							
		79065 Sun Life Assur Co Of Canada US	26,636,456	361,313,098	0	0	0	387,949,554	0.6918%
		80802 US Branch SunLife Assur Co Of Canada	114,167,847	114	30,324,512	0	0	144,492,473	0.2577%
			140,804,303	361,313,212	30,324,512	0	0	532,442,027	0.9495%
30	431	MIDLAND NATL LIFE INS GRP							
		66044 Midland Natl Life Ins Co	71,767,513	335,587,751	8,915	5,444,774	0	412,808,953	0.7361%
		66974 North American Co Life & Hlth Ins	66,501,014	16,739,719	9,336	680,948	0	83,931,017	0.1497%
			138,268,527	352,327,470	18,251	6,125,722	0	496,739,970	0.8858%
31	1216	TIAA FAMILY OF CO							
		69345 Teachers Ins & Ann Assoc Of Amer	25,264,306	377,603,309	2,404,247	8,767,160	0	414,039,022	0.7383%
		60142 TIAA Cref Life Ins Co	2,530,171	11,282,474	515,090	64,189,556	0	78,517,291	0.1400%
			27,794,477	388,885,783	2,919,337	72,956,716	0	492,556,313	0.8783%

2005 CALIFORNIA LIFE & ANNUITY MARKET SHARE REPORT

Premium Written During The Calendar Year

Sorted by Group Market Share

Source: NAIC Database

Licensed companies only

Rec #	Group #	Group Name NAIC # Company Name	[1] Life Insurance	[2] Annuity Considerations	[3] Accident and Health	[4] Deposit Type Contract Funds	[5] Other Considerations	[6] Total Premium Sum of [1] thru [5]	[7] Market Share
32	2598	Old Mut US Life Holding Grp							
		63274 Fidelity & Guaranty Life Ins Co	105,838,200	298,736,321	0	13,431,997	0	418,006,518	0.7454%
		94471 Americom Life & Annuity Ins Co	1,443,124	19,209,068	30,017	0	0	20,682,209	0.0369%
			107,281,324	317,945,389	30,017	13,431,997	0	438,688,727	0.7823%
33	1348	STANCORP FINANCIAL GRP							
		69019 Standard Ins Co	81,948,016	17,749,400	172,016,904	501,811	137,388,487	409,604,618	0.7304%
			81,948,016	17,749,400	172,016,904	501,811	137,388,487	409,604,618	0.7304%
34	107	JEFFERSON PILOT CP							
		67865 Jefferson Pilot Life Ins Co	156,315,859	70,093,825	50,204	0	0	226,459,888	0.4038%
		70254 Jefferson Pilot Financial Ins Co	93,650,320	1,964,477	81,308,095	0	0	176,922,892	0.3155%
		62057 Jefferson Pilot Lifeamerica Ins Co	112,276	5,223,816	24,255	0	0	5,360,347	0.0096%
			250,078,455	77,282,118	81,382,554	0	0	408,743,127	0.7289%
35	1225	Amerus Grp							
		61689 Amerus Life Ins Co	66,721,191	115,762,787	283,260	19,542,773	0	202,310,011	0.3608%
		60631 American Investors Life Ins Co	5,670	67,237,177	0	46,782,365	0	114,025,212	0.2033%
		64645 Indianapolis Life Ins Co	48,261,608	2,679,146	216,257	2,918,147	0	54,075,158	0.0964%
		98213 Financial Benefit Life Ins Co	0	300	0	127,109	0	127,409	0.0002%
			114,988,469	185,679,410	499,517	69,370,394	0	370,537,790	0.6608%
36	176	STATE FARM IL							
		69108 State Farm Life Ins Co	299,704,242	49,259,657	0	1,105,179	0	350,069,078	0.6243%
			299,704,242	49,259,657	0	1,105,179	0	350,069,078	0.6243%

2005 CALIFORNIA LIFE & ANNUITY MARKET SHARE REPORT

Premium Written During The Calendar Year

Sorted by Group Market Share

Source: NAIC Database

Licensed companies only

Rec #	Group #	Group Name NAIC # Company Name	[1] Life Insurance	[2] Annuity Considerations	[3] Accident and Health	[4] Deposit Type Contract Funds	[5] Other Considerations	[6] Total Premium Sum of [1] thru [5]	[7] Market Share
37	212	ZURICH INS GRP							
		63177 Farmers New World Life Ins Co	214,840,906	36,715,313	2,828,930	46,099,762	0	300,484,911	0.5358%
		90557 Kemper Investors Life Ins Co	3,789,202	17,327,986	2,847	4,012,727	0	25,132,762	0.0448%
		80896 Centre Life Ins Co	0	0	6,098,630	0	0	6,098,630	0.0109%
		70173 Universal Underwriters Life Ins Co	2,536,057	0	-171	0	0	2,535,886	0.0045%
			221,166,165	54,043,299	8,930,236	50,112,489	0	334,252,189	0.5961%
38	634	National Life Group							
		65528 Life Ins Co Of The Southwest	25,694,762	233,567,769	1,816	0	0	259,264,347	0.4623%
		66680 National Life Ins Co	33,894,407	10,392,870	4,628,182	0	0	48,915,459	0.0872%
			59,589,169	243,960,639	4,629,998	0	0	308,179,806	0.5496%
39	869	MINNESOTA MUT							
		66168 Minnesota Life Ins Co	117,990,615	30,318,286	20,221,465	2,530,914	130,465,229	301,526,509	0.5377%
		93742 Securian Life Ins Co	12,349	600	0	0	0	12,949	0.0000%
			118,002,964	30,318,886	20,221,465	2,530,914	130,465,229	301,539,458	0.5377%
40	233	CONSECO GRP							
		61263 Bankers Life & Cas Co	8,450,010	58,963,721	61,210,907	0	0	128,624,638	0.2294%
		65900 Consecos Life Ins Co	64,502,583	603,428	417,918	0	0	65,523,929	0.1168%
		60682 Consecos Ins Co	2,361,951	28,253,607	411,565	0	0	31,027,123	0.0553%
		76325 Consecos Senior Health Ins Co	234,078	317	30,220,015	0	0	30,454,410	0.0543%
		70319 Washington Natl Ins Co	4,880,127	154,146	9,663,813	1,312	0	14,699,398	0.0262%
		78174 Consecos Health Ins Co	136,261	0	14,349,664	0	0	14,485,925	0.0258%
		62065 Colonial Penn Life Ins Co	12,436,099	0	570,060	0	0	13,006,159	0.0232%
			93,001,109	87,975,219	116,843,942	1,312	0	297,821,582	0.5311%
41	2658	American Equity Investment Grp							
		92738 American Equity Invest Life Ins Co	7,579	289,572,729	0	0	0	289,580,308	0.5164%
			7,579	289,572,729	0	0	0	289,580,308	0.5164%

2005 CALIFORNIA LIFE & ANNUITY MARKET SHARE REPORT

Premium Written During The Calendar Year

Sorted by Group Market Share

Source: NAIC Database

Licensed companies only

Rec #	Group #	Group Name NAIC # Company Name	[1] Life Insurance	[2] Annuity Considerations	[3] Accident and Health	[4] Deposit Type Contract Funds	[5] Other Considerations	[6] Total Premium Sum of [1] thru [5]	[7] Market Share
42	458	PROTECTIVE LIFE INS GRP							
		68136 Protective Life Ins Co	90,161,072	19,058,944	982,665	5,023,996	0	115,226,677	0.2055%
		70335 West Coast Life Ins Co	95,230,160	1,626,371	35,426	193,049	0	97,085,006	0.1731%
		94285 Empire General Life Assur Corp	66,660,947	0	0	0	0	66,660,947	0.1189%
		88536 Protective Life And Annuity Ins Co	64,894	0	190	0	0	65,084	0.0001%
			252,117,073	20,685,315	1,018,281	5,217,045	0	279,037,714	0.4976%
43	19	Assurant Inc Grp							
		70408 Union Security Ins Co	57,781,326	3,674,104	106,649,204	8,761,300	0	176,865,934	0.3154%
		67989 American Memorial Life Ins Co	41,753,294	1,110,654	-984	0	0	42,862,964	0.0764%
		69477 Time Ins Co	2,409,660	0	30,579,972	323,875	0	33,313,507	0.0594%
		60275 American Bankers Life Assur Co Of FL	4,351,527	25,840	7,536,084	0	0	11,913,451	0.0212%
		98884 Union Security Life Ins Co	4,115,454	0	6,401,858	0	0	10,517,312	0.0188%
		65080 John Alden Life Ins Co	1,649,930	105,455	1,614,801	0	0	3,370,186	0.0060%
		91693 United Family Life Ins Co	73,182	1,570	844	204	0	75,800	0.0001%
			112,134,373	4,917,623	152,781,779	9,085,379	0	278,919,154	0.4974%
44	41	CITIGROUP							
		65919 Primerica Life Ins Co	242,544,813	263,097	133,706	0	0	242,941,616	0.4332%
		69914 Sears Life Ins Co	2,561,521	0	7,588,379	0	0	10,149,900	0.0181%
		60518 American Health & Life Ins Co	1,105,134	0	2,786,790	35,760	0	3,927,684	0.0070%
		61409 National Benefit Life Ins Co	2,929,038	0	154,371	0	0	3,083,409	0.0055%
			249,140,506	263,097	10,663,246	35,760	0	260,102,609	0.4638%
45	261	MUTUAL OF OMAHA							
		69868 United Of Omaha Life Ins Co	88,043,751	51,002,751	28,010,161	13,943,170	518,911	181,518,744	0.3237%
		71412 Mutual Of Omaha Ins Co	0	0	48,776,572	0	0	48,776,572	0.0870%
		72850 United World Life Ins Co	230,635	0	2,739	0	0	233,374	0.0004%
			88,274,386	51,002,751	76,789,472	13,943,170	518,911	230,528,690	0.4111%

2005 CALIFORNIA LIFE & ANNUITY MARKET SHARE REPORT

Premium Written During The Calendar Year

Sorted by Group Market Share

Source: NAIC Database

Licensed companies only

Rec #	Group #	Group Name NAIC # Company Name	[1] Life Insurance	[2] Annuity Considerations	[3] Accident and Health	[4] Deposit Type Contract Funds	[5] Other Considerations	[6] Total Premium Sum of [1] thru [5]	[7] Market Share
46	370	AMERICAN FAMILY CORP 60380 American Family Life Asr Co Columbus	9,011,262	0	199,625,774	0	0	208,637,036	0.3720%
			9,011,262	0	199,625,774	0	0	208,637,036	0.3720%
47	2798	Blue Shield of CA Grp 61557 Blue Shield of CA Life & Hlth Ins Co 71331 Careamerica Life Ins Co	11,315,398 1,828,556	0 0	193,472,624 173,793	0 0	0 0	204,788,022 2,002,349	0.3652% 0.0036%
			13,143,954	0	193,646,417	0	0	206,790,371	0.3688%
48	943	Unifi Companies 80837 Union Central Life Ins Co 61301 Ameritas Life Ins Corp 97977 Ameritas Variable Life Ins Co 60038 Acacia Life Ins Co	34,366,208 6,349,072 17,503,223 10,621,963	67,822,762 4,667,260 11,215,900 1,210,484	2,683,933 32,763,425 0 8,035	226,917 11,807,220 444,229 2,528,350	0 0 0 0	105,099,820 55,586,977 29,163,352 14,368,832	0.1874% 0.0991% 0.0520% 0.0256%
			68,840,466	84,916,406	35,455,393	15,006,716	0	204,218,981	0.3642%
49	264	HealthMarkets Grp 97055 Mega Life & Health Ins Co The 66087 Mid West Natl Life Ins Co Of TN 61832 Chesapeake Life Ins Co	1,528,378 1,990,900 5,749,589	29,616 91,848 227,346	112,790,909 71,365,141 1,075,992	68,283 483 119	0 0 0	114,417,186 73,448,372 7,053,046	0.2040% 0.1310% 0.0126%
			9,268,867	348,810	185,232,042	68,885	0	194,918,604	0.3476%
50	84	American Financial Grp 63312 Great American Life Ins Co 93661 Annuity Investors Life Ins Co 63479 United Teacher Assoc Ins Co 67083 Manhattan Natl Life Ins Co 65722 Loyal American Life Ins Co 76791 Old West Annuity & Life Ins Co	18,578,499 0 125,953 6,874,823 317,401 0	81,848,059 41,102,609 4,891,579 10,712 1,264,720 82,491	1,877,650 0 3,708,323 0 1,697,874 0	4,849,457 830,060 0 0 42,704 0	0 0 0 0 0 0	107,153,665 41,932,669 8,725,855 6,885,535 3,322,699 82,491	0.1911% 0.0748% 0.0156% 0.0123% 0.0059% 0.0001%
			25,896,676	129,200,170	7,283,847	5,722,221	0	168,102,914	0.2998%

2005 CALIFORNIA LIFE & ANNUITY MARKET SHARE REPORT

Premium Written During The Calendar Year

Sorted by Group Market Share

Source: NAIC Database

Licensed companies only

Rec #	Group #	Group Name NAIC # Company Name	[1] Life Insurance	[2] Annuity Considerations	[3] Accident and Health	[4] Deposit Type Contract Funds	[5] Other Considerations	[6] Total Premium Sum of [1] thru [5]	[7] Market Share
51	408	AMERICAN NATL FNCL GRP							
		60739 American Natl Ins Co	46,858,507	92,625,256	1,440,585	9,973,887	0	150,898,235	0.2691%
		86355 Standard Life & Accident Ins Co	1,789,138	310,141	7,726,949	0	0	9,826,228	0.0175%
		63657 Garden State Life Ins Co	3,320,645	0	9,013	0	0	3,329,658	0.0059%
		71773 American Natl Life Ins Co Of TX	230,039	0	584,497	0	0	814,536	0.0015%
			52,198,329	92,935,397	9,761,044	9,973,887	0	164,868,657	0.2940%
52	181	SWISS RE GRP							
		70211 Valley Forge Life Ins Co	102,370,081	11,469	137,142	-498	0	102,518,194	0.1828%
		65765 Reassure America Life Ins Co	37,326,069	88,914	16,748,617	0	0	54,163,600	0.0966%
		91391 Southwestern Life Ins Co	6,668,640	35,224	30,032	0	0	6,733,896	0.0120%
		93246 Sage Life Assur Of Amer Inc	0	0	0	0	34,454	34,454	0.0001%
			146,364,790	135,607	16,915,791	-498	34,454	163,450,144	0.2915%
53	1129	WHITE MOUNTAINS GRP							
		68608 Symetra Life Ins Co	17,063,023	82,083,808	42,282,955	17,383,693	0	158,813,479	0.2832%
		90581 Symetra Natl Life Ins Co	44,624	0	0	0	0	44,624	0.0001%
			17,107,647	82,083,808	42,282,955	17,383,693	0	158,858,103	0.2833%
54	290	LIBERTY NATL							
		92916 United American Ins Co	2,566,988	368,710	41,073,844	0	0	44,009,542	0.0785%
		60577 American Income Life Ins Co	37,474,801	1,376	5,010,247	0	0	42,486,424	0.0758%
		91472 Globe Life & Accident Ins Co	30,467,292	1,089	2,755,360	0	0	33,223,741	0.0592%
		94099 United Investors Life Ins Co	12,385,104	83,794	0	1,560,766	0	14,029,664	0.0250%
		65331 Liberty Natl Life Ins Co	10,257,565	1,701	91,973	0	0	10,351,239	0.0185%
			93,151,750	456,670	48,931,424	1,560,766	0	144,100,610	0.2570%
55	870	SECURITY BENEFIT							
		68675 Security Benefit Life Ins Co	2,363,321	124,523,913	0	0	0	126,887,234	0.2263%
			2,363,321	124,523,913	0	0	0	126,887,234	0.2263%

2005 CALIFORNIA LIFE & ANNUITY MARKET SHARE REPORT

Premium Written During The Calendar Year

Sorted by Group Market Share

Source: NAIC Database

Licensed companies only

Rec #	Group #	Group Name NAIC # Company Name	[1] Life Insurance	[2] Annuity Considerations	[3] Accident and Health	[4] Deposit Type Contract Funds	[5] Other Considerations	[6] Total Premium Sum of [1] thru [5]	[7] Market Share
56	836	WEST SOUTHERN GRP							
		74780 Integrity Life Ins Co	39,251	35,645,842	0	0	0	35,685,093	0.0636%
		65242 Lafayette Life Ins Co	22,551,161	7,905,518	124,037	429,076	0	31,009,792	0.0553%
		99937 Columbus Life Ins Co	26,003,351	104,775	22,123	0	0	26,130,249	0.0466%
		92622 Western Southern Life Assur Co	4,158,787	18,684,910	0	50,000	0	22,893,697	0.0408%
		70483 Western & Southern Life Ins Co	8,606,767	50	309,199	0	0	8,916,016	0.0159%
			61,359,317	62,341,095	455,359	479,076	0	124,634,847	0.2223%
57	403	PHOENIX CO							
		67814 Phoenix Life Ins Co	42,514,180	571,319	493,838	16,412,791	0	59,992,128	0.1070%
		93548 PHL Variable Ins Co	38,099,518	16,846,374	0	0	0	54,945,892	0.0980%
		60232 AGL Life Assur Co	69,638	9,289,026	0	0	0	9,358,664	0.0167%
			80,683,336	26,706,719	493,838	16,412,791	0	124,296,684	0.2217%
58	981	FIDELITY INVEST INS & ANNUITY GRP							
		93696 Fidelity Investments Life Ins Co	1,556,992	115,681,972	0	6,857,516	0	124,096,480	0.2213%
			1,556,992	115,681,972	0	6,857,516	0	124,096,480	0.2213%
59	111	LIBERTY MUT GRP							
		65315 Liberty Life Assur Co Of Boston	35,209,873	5,456,088	79,673,814	85,894	0	120,425,669	0.2147%
			35,209,873	5,456,088	79,673,814	85,894	0	120,425,669	0.2147%
60	200	UNITED SERVICES AUTOMOBILE ASN GRP							
		69663 USAA Life Ins Co	63,003,801	43,750,398	11,451,368	444,800	0	118,650,367	0.2116%
			63,003,801	43,750,398	11,451,368	444,800	0	118,650,367	0.2116%

2005 CALIFORNIA LIFE & ANNUITY MARKET SHARE REPORT

Premium Written During The Calendar Year

Sorted by Group Market Share

Source: NAIC Database

Licensed companies only

Rec #	Group #	Group Name NAIC # Company Name	[1] Life Insurance	[2] Annuity Considerations	[3] Accident and Health	[4] Deposit Type Contract Funds	[5] Other Considerations	[6] Total Premium Sum of [1] thru [5]	[7] Market Share
61	449	FINANCIAL HOL CORP							
		61999 Americo Financial Life Annuity Ins	15,878,438	76,824,693	4,267	4,249,160	0	96,956,558	0.1729%
		90212 Great Southern Life Ins Co	8,291,049	4,429,628	138,999	469,000	0	13,328,676	0.0238%
		67180 Ohio State Life Ins Co	4,804,336	1,701	5,835	5,800	0	4,817,672	0.0086%
		66540 National Farmers Union Life Ins Co	1,465,593	11,369	0	152	0	1,477,114	0.0026%
		87645 United Fidelity Life Ins Co	1,061,125	36,863	0	4,601	0	1,102,589	0.0020%
			31,500,541	81,304,254	149,101	4,728,713	0	117,682,609	0.2099%
62	619	OneAmerica Financial Partners Grp							
		60895 American United Life Ins Co	10,282,331	79,592,968	6,260,714	82,774	0	96,218,787	0.1716%
		69116 State Life Ins Co	4,502,744	795,152	8,019,433	0	0	13,317,329	0.0237%
		67911 Pioneer Mut Life Ins Co	7,802,413	159,761	0	0	0	7,962,174	0.0142%
			22,587,488	80,547,881	14,280,147	82,774	0	117,498,290	0.2095%
63	74	DELPHI FIN GRP							
		68381 Reliance Standard Life Ins Co	43,273,092	10,133,835	62,850,113	0	0	116,257,040	0.2073%
			43,273,092	10,133,835	62,850,113	0	0	116,257,040	0.2073%
64	44	Aviva Grp							
		62898 Aviva Life Ins Co	7,590,668	98,882,403	5,456	6,538,335	0	113,016,862	0.2015%
			7,590,668	98,882,403	5,456	6,538,335	0	113,016,862	0.2015%
65	71854	AAA Life Ins Co							
		71854 AAA Life Ins Co	48,605,532	51,168,176	4,342,205	2,560,754	0	106,676,667	0.1902%
			48,605,532	51,168,176	4,342,205	2,560,754	0	106,676,667	0.1902%
66	704	OHIO NATL LIFE GRP							
		67172 Ohio Natl Life Ins Co	7,700,842	53,592,110	1,325,136	1,175,356	7,882,631	71,676,075	0.1278%
		89206 Ohio Natl Life Assur Corp	27,020,605	0	2,536,570	0	0	29,557,175	0.0527%
			34,721,447	53,592,110	3,861,706	1,175,356	7,882,631	101,233,250	0.1805%

2005 CALIFORNIA LIFE & ANNUITY MARKET SHARE REPORT

Premium Written During The Calendar Year

Sorted by Group Market Share

Source: NAIC Database

Licensed companies only

Rec #	Group #	Group Name NAIC # Company Name	[1] Life Insurance	[2] Annuity Considerations	[3] Accident and Health	[4] Deposit Type Contract Funds	[5] Other Considerations	[6] Total Premium Sum of [1] thru [5]	[7] Market Share
67	615	BENEFICIAL LIFE 61395 Beneficial Life Ins Co	56,247,487	39,424,800	69,836	169	0	95,742,292	0.1707%
			56,247,487	39,424,800	69,836	169	0	95,742,292	0.1707%
68	330	AMERICAN FIDELITY CORP GRP 60410 American Fidelity Assur Co	15,455,515	22,578,684	55,319,537	483,675	0	93,837,411	0.1673%
			15,455,515	22,578,684	55,319,537	483,675	0	93,837,411	0.1673%
69	513	IOWA FARM BUREAU 62510 Equitrust Life Ins Co	11,146	92,343,810	0	0	0	92,354,956	0.1647%
			11,146	92,343,810	0	0	0	92,354,956	0.1647%
70	88668	Mutual Of Amer Life Ins Co 88668 Mutual Of Amer Life Ins Co	902,266	129,793	432,038	6,807	90,007,377	91,478,281	0.1631%
			902,266	129,793	432,038	6,807	90,007,377	91,478,281	0.1631%
71	306	CUNA MUT GRP 62626 Cuna Mut Ins Society 86126 Members Life Ins Co	19,118,823 357,109	38,587,168 0	23,811,516 226	11,405 0	0 0	81,528,912 357,335	0.1454% 0.0006%
			19,475,932	38,587,168	23,811,742	11,405	0	81,886,247	0.1460%
72	9	JPMorgan Chase & Co Grp 63207 Chase Ins Life and Annuity Co 70661 Chase Ins Life Co 67164 Chase Life & Annuity Co	48,664,819 22,941,031 994	4,146,502 0 0	0 0 1,369	0 0 0	0 0 0	52,811,321 22,941,031 2,363	0.0942% 0.0409% 0.0000%
			71,606,844	4,146,502	1,369	0	0	75,754,715	0.1351%
73	1266	FORETHOUGHT FINICIAL SERVICES INC 91642 Forethought Life Ins Co	75,743,231	1,549	0	0	0	75,744,780	0.1351%
			75,743,231	1,549	0	0	0	75,744,780	0.1351%

2005 CALIFORNIA LIFE & ANNUITY MARKET SHARE REPORT

Premium Written During The Calendar Year

Sorted by Group Market Share

Source: NAIC Database

Licensed companies only

Rec #	Group #	Group Name NAIC # Company Name	[1] Life Insurance	[2] Annuity Considerations	[3] Accident and Health	[4] Deposit Type Contract Funds	[5] Other Considerations	[6] Total Premium Sum of [1] thru [5]	[7] Market Share
74	65749	Cuna Mut Life Ins Co 65749 Cuna Mut Life Ins Co	4,675,341	65,640,087	829,330	0	0	71,144,758	0.1269%
			4,675,341	65,640,087	829,330	0	0	71,144,758	0.1269%
75	25	Merrill Lynch Ins Grp 79022 Merrill Lynch Life Ins Co	2,543,086	66,014,079	0	0	0	68,557,165	0.1223%
			2,543,086	66,014,079	0	0	0	68,557,165	0.1223%
76	66850	National Western Life Ins Co 66850 National Western Life Ins Co	3,511,626	62,862,703	0	1,085,001	30,727	67,490,057	0.1204%
			3,511,626	62,862,703	0	1,085,001	30,727	67,490,057	0.1204%
77	601	KAISER FOUNDATION 60053 Kaiser Permanente Ins Co	0	0	65,370,019	0	0	65,370,019	0.1166%
			0	0	65,370,019	0	0	65,370,019	0.1166%
78	119	HUMANA INC 70580 Humanadental Ins Co 73288 Humana Ins Co	320,723	130,236	43,447,683	0	0	43,898,642	0.0783%
			1,147,508	0	18,283,312	0	0	19,430,820	0.0346%
			1,468,231	130,236	61,730,995	0	0	63,329,462	0.1129%
79	850	PENN MUT GRP 67644 Penn Mut Life Ins Co 93262 Penn Ins & Annuity Co	39,867,136	1,093,062	1,751,397	2,418,224	16,131,616	61,261,435	0.1092%
			1,676,607	0	0	0	245,256	1,921,863	0.0034%
			41,543,743	1,093,062	1,751,397	2,418,224	16,376,872	63,183,298	0.1127%
80	317	AON CORP 62146 Combined Ins Co Of Amer 61506 Resource Life Ins Co	6,089,045	0	53,249,360	0	0	59,338,405	0.1058%
			255,003	0	518,284	0	0	773,287	0.0014%
			6,344,048	0	53,767,644	0	0	60,111,692	0.1072%

2005 CALIFORNIA LIFE & ANNUITY MARKET SHARE REPORT

Premium Written During The Calendar Year

Sorted by Group Market Share

Source: NAIC Database

Licensed companies only

Rec #	Group #	Group Name NAIC # Company Name	[1] Life Insurance	[2] Annuity Considerations	[3] Accident and Health	[4] Deposit Type Contract Funds	[5] Other Considerations	[6] Total Premium Sum of [1] thru [5]	[7] Market Share
81	60237	Premier Access Ins Co 60237 Premier Access Ins Co	0	0	51,404,779	0	0	51,404,779	0.0917%
			0	0	51,404,779	0	0	51,404,779	0.0917%
82	872	BANNER LIFE GRP 94250 Banner Life Ins Co	50,380,265	515	478	0	0	50,381,258	0.0898%
			50,380,265	515	478	0	0	50,381,258	0.0898%
83	367	PHYSICIANS MUT 72125 Physicians Life Ins Co 80578 Physicians Mut Ins Co	16,499,716	13,109,620	101,962	2,653,770	0	32,365,068	0.0577%
			0	0	15,557,893	0	0	15,557,893	0.0277%
			16,499,716	13,109,620	15,659,855	2,653,770	0	47,922,961	0.0855%
84	3704	Capital Assur Holdings LLC 69051 Standard Life Ins Co Of IN	510,478	16,331,227	0	28,967,356	0	45,809,061	0.0817%
			510,478	16,331,227	0	28,967,356	0	45,809,061	0.0817%
85	781	UNION LABOR GRP 69744 Union Labor Life Ins Co 86371 Ullico Life Ins Co	8,098,636	154,866	35,947,070	0	0	44,200,572	0.0788%
			122,988	0	0	0	0	122,988	0.0002%
			8,221,624	154,866	35,947,070	0	0	44,323,560	0.0790%
86	810	PENN TREATY AMER GRP 63282 Penn Treaty Network Amer Ins Co 81078 American Network Ins Co	175,224	0	43,649,058	0	0	43,824,282	0.0781%
			0	0	837	0	0	837	0.0000%
			175,224	0	43,649,895	0	0	43,825,119	0.0782%
87	218	CNA INS GRP 62413 Continental Assur Co	17,345,213	-126,833	24,749,205	3,732	0	41,971,317	0.0748%
			17,345,213	-126,833	24,749,205	3,732	0	41,971,317	0.0748%

2005 CALIFORNIA LIFE & ANNUITY MARKET SHARE REPORT

Premium Written During The Calendar Year

Sorted by Group Market Share

Source: NAIC Database

Licensed companies only

Rec #	Group #	Group Name NAIC # Company Name	[1] Life Insurance	[2] Annuity Considerations	[3] Accident and Health	[4] Deposit Type Contract Funds	[5] Other Considerations	[6] Total Premium Sum of [1] thru [5]	[7] Market Share
88	1119	SAFEGUARD HEALTH ENTERPRISES INC 79014 Safehealth Life Ins Co	0	0	41,057,012	0	0	41,057,012	0.0732%
			0	0	41,057,012	0	0	41,057,012	0.0732%
89	81264	Nippon Life Ins Co Of Amer 81264 Nippon Life Ins Co Of Amer	1,187,312	0	39,001,966	0	0	40,189,278	0.0717%
			1,187,312	0	39,001,966	0	0	40,189,278	0.0717%
90	3381	Inviva Grp							
		64017 Jefferson Natl Life Ins Co	2,401,120	33,628,381	127,470	696,162	0	36,853,133	0.0657%
		60704 American Life Ins Co of NY	1,059,876	0	23,971	0	0	1,083,847	0.0019%
			3,460,996	33,628,381	151,441	696,162	0	37,936,980	0.0677%
91	2398	RBC Holdings (USA) Grp							
		61492 Business Mens Assur Co Of Amer	2,551,004	23,229,355	1,634,807	14,913	0	27,430,079	0.0489%
		65323 Liberty Life Ins Co	2,498,779	840	5,571,927	1,373	0	8,072,919	0.0144%
			5,049,783	23,230,195	7,206,734	16,286	0	35,502,998	0.0633%
92	2938	Aid Association for Lutherans Grp							
		97721 Thrivent Life Ins Co	3,393,372	31,221,814	0	0	0	34,615,186	0.0617%
			3,393,372	31,221,814	0	0	0	34,615,186	0.0617%
93	588	KANSAS CITY LIFE INS							
		65129 Kansas City Life Ins Co	11,925,121	4,335,154	237,821	84,514	1,945,073	18,527,683	0.0330%
		69272 Sunset Life Ins Co Of Amer	11,072,763	523,339	3,680	355	0	11,600,137	0.0207%
		67199 Old American Ins Co	2,633,004	0	336,719	0	0	2,969,723	0.0053%
			25,630,888	4,858,493	578,220	84,869	1,945,073	33,097,543	0.0590%

2005 CALIFORNIA LIFE & ANNUITY MARKET SHARE REPORT

Premium Written During The Calendar Year

Sorted by Group Market Share

Source: NAIC Database

Licensed companies only

Rec #	Group #	Group Name NAIC # Company Name	[1] Life Insurance	[2] Annuity Considerations	[3] Accident and Health	[4] Deposit Type Contract Funds	[5] Other Considerations	[6] Total Premium Sum of [1] thru [5]	[7] Market Share
94	70939	Gerber Life Ins Co 70939 Gerber Life Ins Co	16,633,395	0	16,314,048	0	0	32,947,443	0.0588%
			16,633,395	0	16,314,048	0	0	32,947,443	0.0588%
95	84514	Industrial Alliance Pacific US Branc 84514 Industrial Alliance Pacific US Branc	11,724,971	71,386	0	17,626,553	0	29,422,910	0.0525%
			11,724,971	71,386	0	17,626,553	0	29,422,910	0.0525%
96	984	HCC INS HOLDINGS GRP 92711 HCC Life Ins Co 85561 Perico Life Ins Co	1,847,388 1,490	150,798 0	26,736,389 25,788	0 0	0 0	28,734,575 27,278	0.0512% 0.0000%
			1,848,878	150,798	26,762,177	0	0	28,761,853	0.0513%
97	215	UNITRIN GRP 69930 United Ins Co Of Amer 68357 Reliable Life Ins Co	25,257,478 69,075	600 0	722,497 1,171	0 0	0 0	25,980,575 70,246	0.0463% 0.0001%
			25,326,553	600	723,668	0	0	26,050,821	0.0465%
98	276	TRUSTMARK INS CO GRP 61425 Trustmark Ins Co 62863 Trustmark Life Ins Co	10,935,780 409,741	22,754 0	8,397,305 5,984,495	0 0	0 0	19,355,839 6,394,236	0.0345% 0.0114%
			11,345,521	22,754	14,381,800	0	0	25,750,075	0.0459%
99	65927	Lincoln Heritage Life Ins Co 65927 Lincoln Heritage Life Ins Co	24,891,941	237,888	32,160	0	0	25,161,989	0.0449%
			24,891,941	237,888	32,160	0	0	25,161,989	0.0449%
100	64505	Homesteaders Life Co 64505 Homesteaders Life Co	21,964,549	315,567	0	0	0	22,280,116	0.0397%
			21,964,549	315,567	0	0	0	22,280,116	0.0397%

2005 CALIFORNIA LIFE & ANNUITY MARKET SHARE REPORT

Premium Written During The Calendar Year

Sorted by Group Market Share

Source: NAIC Database

Licensed companies only

Rec #	Group #	Group Name NAIC # Company Name	[1] Life Insurance	[2] Annuity Considerations	[3] Accident and Health	[4] Deposit Type Contract Funds	[5] Other Considerations	[6] Total Premium Sum of [1] thru [5]	[7] Market Share
101	3910	Assurity Security Grp							
		71439 Assurity Life Ins Co	8,968,912	1,010,538	4,470,748	0	0	14,450,198	0.0258%
		68764 Security Financial Life Ins Co	5,074,165	78,981	1,784,073	467,222	0	7,404,441	0.0132%
			14,043,077	1,089,519	6,254,821	467,222	0	21,854,639	0.0390%
102	687	GUARANTEE TRUST							
		64211 Guarantee Trust Life Ins Co	5,320,025	32,085	15,621,093	93,423	0	21,066,626	0.0376%
			5,320,025	32,085	15,621,093	93,423	0	21,066,626	0.0376%
103	87750	Mayflower Natl Life Ins Co							
		87750 Mayflower Natl Life Ins Co	21,044,034	0	0	0	0	21,044,034	0.0375%
			21,044,034	0	0	0	0	21,044,034	0.0375%
104	1280	GREAT WESTERN CO							
		71480 Great Western Ins Co	20,593,927	413,147	0	0	0	21,007,074	0.0375%
			20,593,927	413,147	0	0	0	21,007,074	0.0375%
105	917	HCSC GRP							
		71129 Fort Dearborn Life Ins Co	6,751,204	3,429,880	3,030,642	205,563	0	13,417,289	0.0239%
		84786 Colorado Bankers Life Ins Co	4,025,699	1,898,055	552,136	248,100	0	6,723,990	0.0120%
			10,776,903	5,327,935	3,582,778	453,663	0	20,141,279	0.0359%
106	525	PAN AMER LIFE							
		67539 Pan American Life Ins Co	1,283,662	39,580	12,851,365	0	0	14,174,607	0.0253%
		93459 Pan American Assur Co	5,777,362	0	0	0	0	5,777,362	0.0103%
			7,061,024	39,580	12,851,365	0	0	19,951,969	0.0356%
107	352	HSBC Grp							
		93777 Household Life Ins Co	9,606,486	0	9,883,595	0	0	19,490,081	0.0348%
			9,606,486	0	9,883,595	0	0	19,490,081	0.0348%

2005 CALIFORNIA LIFE & ANNUITY MARKET SHARE REPORT

Premium Written During The Calendar Year

Sorted by Group Market Share

Source: NAIC Database

Licensed companies only

Rec #	Group #	Group Name NAIC # Company Name	[1] Life Insurance	[2] Annuity Considerations	[3] Accident and Health	[4] Deposit Type Contract Funds	[5] Other Considerations	[6] Total Premium Sum of [1] thru [5]	[7] Market Share
108	169	SENTRY INS GRP 68810 Sentry Life Ins Co	2,228,875	16,635,043	506,749	1,884	0	19,372,551	0.0345%
			2,228,875	16,635,043	506,749	1,884	0	19,372,551	0.0345%
109	812	HIGHMARK INC 93440 HM Life Ins Co	3,750,211	0	14,374,755	0	0	18,124,966	0.0323%
			3,750,211	0	14,374,755	0	0	18,124,966	0.0323%
110	451	FIDELITY SECURITY GRP 71870 Fidelity Security Life Ins Co	2,311,409	406,298	15,387,365	0	0	18,105,072	0.0323%
			2,311,409	406,298	15,387,365	0	0	18,105,072	0.0323%
111	450	GENEVE HOL INC 69078 Standard Security Life Ins Co Of NY 65781 Madison Natl Life Ins Co Inc	11,337	0	13,768,479	0	0	13,779,816	0.0246%
			1,028,448	897,991	491,573	0	0	2,418,012	0.0043%
			1,039,785	897,991	14,260,052	0	0	16,197,828	0.0289%
112	350	GE GLOBAL GRP 62596 Union Fidelity Life Ins Co 64394 Heritage Life Ins Co	5,380,175	37,281	9,969,938	0	0	15,387,394	0.0274%
			179	0	0	0	0	179	0.0000%
			5,380,354	37,281	9,969,938	0	0	15,387,573	0.0274%
113	1211	NATIONAL GUARDIAN LIFE INS GRP 66583 National Guardian Life Ins Co 97241 NGL American Life Ins Co	14,548,830	146,091	491,732	0	0	15,186,653	0.0271%
			123,635	0	1,942	0	0	125,577	0.0002%
			14,672,465	146,091	493,674	0	0	15,312,230	0.0273%
114	68721	Security Life Ins Co Of Amer 68721 Security Life Ins Co Of Amer	2,873,110	18,391	11,031,476	0	0	13,922,977	0.0248%
			2,873,110	18,391	11,031,476	0	0	13,922,977	0.0248%

2005 CALIFORNIA LIFE & ANNUITY MARKET SHARE REPORT

Premium Written During The Calendar Year

Sorted by Group Market Share

Source: NAIC Database

Licensed companies only

Rec #	Group #	Group Name NAIC # Company Name	[1] Life Insurance	[2] Annuity Considerations	[3] Accident and Health	[4] Deposit Type Contract Funds	[5] Other Considerations	[6] Total Premium Sum of [1] thru [5]	[7] Market Share
115	749	SCOR REINS CO							
		64939 Investors Ins Corp	13,270	13,236,478	0	0	0	13,249,748	0.0236%
		68446 Scor Life Ins Co	76,359	79,363	7,032	0	0	162,754	0.0003%
			89,629	13,315,841	7,032	0	0	13,412,502	0.0239%
116	87963	National Teachers Assoc Life Ins Co							
		87963 National Teachers Assoc Life Ins Co	5,216	0	12,886,524	0	0	12,891,740	0.0230%
			5,216	0	12,886,524	0	0	12,891,740	0.0230%
117	3891	Goldman Sachs Grp							
		84824 Allmerica Financial Life & Annuity	7,085,427	4,093,669	1,351,721	0	0	12,530,817	0.0223%
			7,085,427	4,093,669	1,351,721	0	0	12,530,817	0.0223%
118	61182	Aurora Natl Life Assur Co							
		61182 Aurora Natl Life Assur Co	12,670,154	0	0	-184,963	0	12,485,191	0.0223%
			12,670,154	0	0	-184,963	0	12,485,191	0.0223%
119	90638	Best Life And Health Ins Co							
		90638 Best Life And Health Ins Co	309,857	0	11,025,273	0	0	11,335,130	0.0202%
			309,857	0	11,025,273	0	0	11,335,130	0.0202%
120	953	UNIVERSAL AMERICAN FINANCIAL CORP							
		67660 Pennsylvania Life Ins Co	1,303,726	725,782	4,967,636	0	0	6,997,144	0.0125%
		69701 Union Bankers Ins Co	832,157	1,703	1,750,809	0	0	2,584,669	0.0046%
		62359 Constitution Life Ins Co	252,943	0	47,259	0	0	300,202	0.0005%
		68284 Pyramid Life Ins Co	37,016	0	185,863	0	0	222,879	0.0004%
			2,425,842	727,485	6,951,567	0	0	10,104,894	0.0180%

2005 CALIFORNIA LIFE & ANNUITY MARKET SHARE REPORT

Premium Written During The Calendar Year

Sorted by Group Market Share

Source: NAIC Database

Licensed companies only

Rec #	Group #	Group Name NAIC # Company Name	[1] Life Insurance	[2] Annuity Considerations	[3] Accident and Health	[4] Deposit Type Contract Funds	[5] Other Considerations	[6] Total Premium Sum of [1] thru [5]	[7] Market Share
121	64343	Pacific Guardian Life Ins Co Ltd 64343 Pacific Guardian Life Ins Co Ltd	8,803,688	16,466	63,339	587,916	0	9,471,409	0.0169%
			8,803,688	16,466	63,339	587,916	0	9,471,409	0.0169%
122	931	INTERCONTINENTAL LIFE CORP							
	63053	Family Life Ins Co	5,482,297	15,535	0	0	0	5,497,832	0.0098%
	63487	Investors Life Ins Co North Amer	2,697,875	552,191	4,821	50,661	0	3,305,548	0.0059%
			8,180,172	567,726	4,821	50,661	0	8,803,380	0.0157%
123	80675	US Bus of Crown Life Ins Co 80675 US Bus of Crown Life Ins Co	8,004,497	150	791,023	0	0	8,795,670	0.0157%
			8,004,497	150	791,023	0	0	8,795,670	0.0157%
124	66427	MTL Ins Co 66427 MTL Ins Co	7,755,847	723,422	55,124	54,023	0	8,588,416	0.0153%
			7,755,847	723,422	55,124	54,023	0	8,588,416	0.0153%
125	300	HORACE MANN GRP							
	64513	Horace Mann Life Ins Co	2,744,610	5,778,426	50,196	0	0	8,573,232	0.0153%
			2,744,610	5,778,426	50,196	0	0	8,573,232	0.0153%
126	2878	United Heritage Mut Grp							
	63983	United Heritage Life Ins Co	3,712,687	4,318,091	36,138	178,917	0	8,245,833	0.0147%
			3,712,687	4,318,091	36,138	178,917	0	8,245,833	0.0147%
127	63924	Golden State Mut Life Ins Co 63924 Golden State Mut Life Ins Co	5,206,754	2,885,582	151,827	0	0	8,244,163	0.0147%
			5,206,754	2,885,582	151,827	0	0	8,244,163	0.0147%

2005 CALIFORNIA LIFE & ANNUITY MARKET SHARE REPORT

Premium Written During The Calendar Year

Sorted by Group Market Share

Source: NAIC Database

Licensed companies only

Rec #	Group #	Group Name NAIC # Company Name	[1] Life Insurance	[2] Annuity Considerations	[3] Accident and Health	[4] Deposit Type Contract Funds	[5] Other Considerations	[6] Total Premium Sum of [1] thru [5]	[7] Market Share
128	1327	AMERICAN AMICABLE GRP							
		68594 American Amicable Life Ins Co Of TX	5,211,312	84,920	0	0	0	5,296,232	0.0094%
		67148 Occidental Life Ins Co Of NC	1,924,188	16,294	0	0	0	1,940,482	0.0035%
		67873 Pioneer American Ins Co	326,759	3,253	0	0	0	330,012	0.0006%
		67946 Pioneer Security Life Ins Co	141,131	2,195	0	0	0	143,326	0.0003%
			7,603,390	106,662	0	0	0	7,710,052	0.0137%
129	7	FEDERATED MUT							
		63258 Federated Life Ins Co	5,632,060	39,919	2,032,346	0	0	7,704,325	0.0137%
			5,632,060	39,919	2,032,346	0	0	7,704,325	0.0137%
130	63967	Government Personnel Mut Life Ins Co							
		63967 Government Personnel Mut Life Ins Co	6,984,527	64,579	24,224	0	0	7,073,330	0.0126%
			6,984,527	64,579	24,224	0	0	7,073,330	0.0126%
131	581	BOSTON MUT GRP							
		61476 Boston Mut Life Ins Co	4,493,036	0	2,569,141	0	0	7,062,177	0.0126%
			4,493,036	0	2,569,141	0	0	7,062,177	0.0126%
132	77879	5 Star Life Ins Co							
		77879 5 Star Life Ins Co	6,621,989	0	196,364	0	0	6,818,353	0.0122%
			6,621,989	0	196,364	0	0	6,818,353	0.0122%
133	63290	Fidelity Life Assn							
		63290 Fidelity Life Assn	6,023,055	0	0	0	0	6,023,055	0.0107%
			6,023,055	0	0	0	0	6,023,055	0.0107%
134	84174	Employees Life Co Mut							
		84174 Employees Life Co Mut	686,290	2,584,637	0	2,729,142	0	6,000,069	0.0107%
			686,290	2,584,637	0	2,729,142	0	6,000,069	0.0107%

2005 CALIFORNIA LIFE & ANNUITY MARKET SHARE REPORT

Premium Written During The Calendar Year

Sorted by Group Market Share

Source: NAIC Database

Licensed companies only

Rec #	Group #	Group Name NAIC # Company Name	[1] Life Insurance	[2] Annuity Considerations	[3] Accident and Health	[4] Deposit Type Contract Funds	[5] Other Considerations	[6] Total Premium Sum of [1] thru [5]	[7] Market Share
135	765	AMERICAN LIFE & HEALTH GRP							
		60674 American Life & Health Ins Co	6,649	0	4,881,080	0	0	4,887,729	0.0087%
		90328 First Health Life & Health Ins Co	26,183	0	645,316	0	0	671,499	0.0012%
			32,832	0	5,526,396	0	0	5,559,228	0.0099%
136	2479	Dentegra Grp							
		73474 Dentegra Ins Co	0	0	5,279,412	0	0	5,279,412	0.0094%
			0	0	5,279,412	0	0	5,279,412	0.0094%
137	150	OLD REPUBLIC GRP							
		67261 Old Republic Life Ins Co	5,154,400	0	89,898	0	0	5,244,298	0.0094%
			5,154,400	0	89,898	0	0	5,244,298	0.0094%
138	55	AUTOMOBILE CLUB MI							
		84522 Auto Club Life Ins Co	4,436,520	629,639	19,503	0	0	5,085,662	0.0091%
			4,436,520	629,639	19,503	0	0	5,085,662	0.0091%
139	64238	Guaranty Income Life Ins Co							
		64238 Guaranty Income Life Ins Co	12,764	4,809,232	80,063	178,655	0	5,080,714	0.0091%
			12,764	4,809,232	80,063	178,655	0	5,080,714	0.0091%
140	722	MEMORIAL GRP							
		69833 Lincoln Memorial Life Ins Co	4,772,477	27,941	0	0	0	4,800,418	0.0086%
			4,772,477	27,941	0	0	0	4,800,418	0.0086%
141	68039	Presidential Life Ins Co							
		68039 Presidential Life Ins Co	980,599	2,707,716	0	901,011	0	4,589,326	0.0082%
			980,599	2,707,716	0	901,011	0	4,589,326	0.0082%

2005 CALIFORNIA LIFE & ANNUITY MARKET SHARE REPORT

Premium Written During The Calendar Year

Sorted by Group Market Share

Source: NAIC Database

Licensed companies only

Rec #	Group #	Group Name NAIC # Company Name	[1] Life Insurance	[2] Annuity Considerations	[3] Accident and Health	[4] Deposit Type Contract Funds	[5] Other Considerations	[6] Total Premium Sum of [1] thru [5]	[7] Market Share
142	690	CENTRAL STATES GRP 61751 Central States H & L Co Of Omaha	2,976,354	0	1,200,826	30	0	4,177,210	0.0074%
			2,976,354	0	1,200,826	30	0	4,177,210	0.0074%
143	364	Medico Companies Grp 71471 Medico Life Ins Co 31119 Medico Ins Co	70,850 0	0 0	2,514,759 1,476,259	0 0	0 0	2,585,609 1,476,259	0.0046% 0.0026%
			70,850	0	3,991,018	0	0	4,061,868	0.0072%
144	440	REGAL REIN GRP 66265 Monarch Life Ins Co	335,829	600	3,596,192	0	0	3,932,621	0.0070%
			335,829	600	3,596,192	0	0	3,932,621	0.0070%
145	344	CHURCH PENSION FUND 61875 Church Life Ins Corp	755,887	2,943,904	0	175,172	0	3,874,963	0.0069%
			755,887	2,943,904	0	175,172	0	3,874,963	0.0069%
146	65110	Kanawha Ins Co 65110 Kanawha Ins Co	107,702	0	3,765,777	0	0	3,873,479	0.0069%
			107,702	0	3,765,777	0	0	3,873,479	0.0069%
147	68772	Security Mut Life Ins Co Of NY 68772 Security Mut Life Ins Co Of NY	2,653,882	422,303	349,480	1,432	0	3,427,097	0.0061%
			2,653,882	422,303	349,480	1,432	0	3,427,097	0.0061%
148	28	AMICA MUT GRP 72222 Amica Life Ins Co	3,075,988	154,847	0	0	0	3,230,835	0.0058%
			3,075,988	154,847	0	0	0	3,230,835	0.0058%

2005 CALIFORNIA LIFE & ANNUITY MARKET SHARE REPORT

Premium Written During The Calendar Year

Sorted by Group Market Share

Source: NAIC Database

Licensed companies only

Rec #	Group #	Group Name NAIC # Company Name	[1] Life Insurance	[2] Annuity Considerations	[3] Accident and Health	[4] Deposit Type Contract Funds	[5] Other Considerations	[6] Total Premium Sum of [1] thru [5]	[7] Market Share
149	80799	Celtic Ins Co 80799 Celtic Ins Co	1,810	0	3,198,757	0	0	3,200,567	0.0057%
			1,810	0	3,198,757	0	0	3,200,567	0.0057%
150	67032	North Carolina Mut Life Ins Co 67032 North Carolina Mut Life Ins Co	31,581	0	3,112,136	0	0	3,143,717	0.0056%
			31,581	0	3,112,136	0	0	3,143,717	0.0056%
151	1330	Balboa Ins Grp 68160 Balboa Life Ins Co	785,679	0	2,353,756	0	0	3,139,435	0.0056%
			785,679	0	2,353,756	0	0	3,139,435	0.0056%
152	3766	Sagicor Financial Corp Grp 60445 Sagicor Life Ins Co	1,335,185	1,769,741	10,803	0	0	3,115,729	0.0056%
			1,335,185	1,769,741	10,803	0	0	3,115,729	0.0056%
153	61212	Baltimore Life Ins Co 61212 Baltimore Life Ins Co	2,961,970	0	128,531	0	0	3,090,501	0.0055%
			2,961,970	0	128,531	0	0	3,090,501	0.0055%
154	244	CINCINNATI FNCL CP 76236 Cincinnati Life Ins Co	2,760,332	167,986	68,416	0	0	2,996,734	0.0053%
			2,760,332	167,986	68,416	0	0	2,996,734	0.0053%
155	896	TRANS WORLD ASR GRP 69566 Trans World Assur Co	2,884,655	91,297	0	0	0	2,975,952	0.0053%
			2,884,655	91,297	0	0	0	2,975,952	0.0053%

2005 CALIFORNIA LIFE & ANNUITY MARKET SHARE REPORT

Premium Written During The Calendar Year

Sorted by Group Market Share

Source: NAIC Database

Licensed companies only

Rec #	Group #	Group Name NAIC # Company Name	[1] Life Insurance	[2] Annuity Considerations	[3] Accident and Health	[4] Deposit Type Contract Funds	[5] Other Considerations	[6] Total Premium Sum of [1] thru [5]	[7] Market Share
156	1315	NATIONAL HLTH INS GRP 82538 National Health Ins Co	1,634	1,990,328	964,364	0	0	2,956,326	0.0053%
			1,634	1,990,328	964,364	0	0	2,956,326	0.0053%
157	67059	North Coast Life Ins Co 67059 North Coast Life Ins Co	2,200,183	289,936	385,014	0	0	2,875,133	0.0051%
			2,200,183	289,936	385,014	0	0	2,875,133	0.0051%
158	63495	First Investors Life Ins Co 63495 First Investors Life Ins Co	2,016,937	791,294	141	0	0	2,808,372	0.0050%
			2,016,937	791,294	141	0	0	2,808,372	0.0050%
159	63223	Federal Life Ins Co 63223 Federal Life Ins Co	2,444,070	99,775	53,806	21,358	0	2,619,009	0.0047%
			2,444,070	99,775	53,806	21,358	0	2,619,009	0.0047%
160	3527	American Republic Mut Grp 60836 American Republic Ins Co 70629 World Ins Co	995,562 60,900	0 4,360	862,095 628,807	0 0	0 0	1,857,657 694,067	0.0033% 0.0012%
			1,056,462	4,360	1,490,902	0	0	2,551,724	0.0046%
161	68802	Sentinel Security Life Ins Co 68802 Sentinel Security Life Ins Co	2,536,167	0	0	603	0	2,536,770	0.0045%
			2,536,167	0	0	603	0	2,536,770	0.0045%
162	1117	CENTRAL UNITED LIFE GRP 65870 Manhattan Life Ins Co 61883 Central United Life Ins Co	1,215,239 150,466	0 0	0 1,012,345	0 0	0 0	1,215,239 1,162,811	0.0022% 0.0021%
			1,365,705	0	1,012,345	0	0	2,378,050	0.0042%

2005 CALIFORNIA LIFE & ANNUITY MARKET SHARE REPORT

Premium Written During The Calendar Year

Sorted by Group Market Share

Source: NAIC Database

Licensed companies only

Rec #	Group #	Group Name NAIC # Company Name	[1] Life Insurance	[2] Annuity Considerations	[3] Accident and Health	[4] Deposit Type Contract Funds	[5] Other Considerations	[6] Total Premium Sum of [1] thru [5]	[7] Market Share
163	62928	EMC Natl Life Co 62928 EMC Natl Life Co	1,659,458	83,656	373,515	77,800	0	2,194,429	0.0039%
			1,659,458	83,656	373,515	77,800	0	2,194,429	0.0039%
164	71730	Continental American Ins Co 71730 Continental American Ins Co	188,441	0	2,001,981	0	0	2,190,422	0.0039%
			188,441	0	2,001,981	0	0	2,190,422	0.0039%
165	50	Country Ins & Financial Services Grp 66419 Mutual Service Life Ins Co	1,768,477	254,718	0	0	125,667	2,148,862	0.0038%
			1,768,477	254,718	0	0	125,667	2,148,862	0.0038%
166	535	COLUMBIAN LIFE GRP 76023 Columbian Life Ins Co 62103 Columbian Mut Life Ins Co	1,652,022	0	30,171	0	0	1,682,193	0.0030%
			258,108	750	245	0	0	259,103	0.0005%
			1,910,130	750	30,416	0	0	1,941,296	0.0035%
167	520	NEW ERA LIFE GRP 67784 Philadelphia American Life Ins Co 69698 New Era Life Ins Co Of Midwest 78743 New Era Life Ins Co	7,598	0	1,705,900	0	0	1,713,498	0.0031%
			47,483	12,103	0	14,595	0	74,181	0.0001%
			3,742	127	2,906	567	0	7,342	0.0000%
			58,823	12,230	1,708,806	15,162	0	1,795,021	0.0032%
168	839	WESTBRIDGE CAPITAL GRP 98205 National Foundation Life Ins Co 90956 National Financial Ins Co	20,860	0	1,135,422	0	0	1,156,282	0.0021%
			0	0	489,072	0	0	489,072	0.0009%
			20,860	0	1,624,494	0	0	1,645,354	0.0029%

2005 CALIFORNIA LIFE & ANNUITY MARKET SHARE REPORT

Premium Written During The Calendar Year

Sorted by Group Market Share

Source: NAIC Database

Licensed companies only

Rec #	Group #	Group Name NAIC # Company Name	[1] Life Insurance	[2] Annuity Considerations	[3] Accident and Health	[4] Deposit Type Contract Funds	[5] Other Considerations	[6] Total Premium Sum of [1] thru [5]	[7] Market Share
169	77720	Columbia Universal Life Ins Co 77720 Columbia Universal Life Ins Co	1,392,141	233,746	4,772	0	0	1,630,659	0.0029%
			1,392,141	233,746	4,772	0	0	1,630,659	0.0029%
170	60429	American Fidelity Life Ins Co 60429 American Fidelity Life Ins Co	1,535,960	69,002	0	0	0	1,604,962	0.0029%
			1,535,960	69,002	0	0	0	1,604,962	0.0029%
171	1337	CERES GRP 71404 Continental General Ins Co	296,939	60,927	1,209,715	0	0	1,567,581	0.0028%
			296,939	60,927	1,209,715	0	0	1,567,581	0.0028%
172	88	The Hanover Ins Grp 69140 First Allmerica Fin Life Ins Co	1,412,635	-27,990	126,508	0	0	1,511,153	0.0027%
			1,412,635	-27,990	126,508	0	0	1,511,153	0.0027%
173	542	INDIANA FARM BUREAU Grp 69922 United Home Life Ins Co	1,413,552	832	69,313	0	0	1,483,697	0.0026%
			1,413,552	832	69,313	0	0	1,483,697	0.0026%
174	471	Wells Fargo Grp 62383 Centurion Life Ins Co	105,516	1,056,450	315,078	0	0	1,477,044	0.0026%
			105,516	1,056,450	315,078	0	0	1,477,044	0.0026%
175	3502	American Specialty Grp 84697 American Specialty Hlth Ins Co	0	0	1,353,106	0	0	1,353,106	0.0024%
			0	0	1,353,106	0	0	1,353,106	0.0024%

2005 CALIFORNIA LIFE & ANNUITY MARKET SHARE REPORT

Premium Written During The Calendar Year

Sorted by Group Market Share

Source: NAIC Database

Licensed companies only

Rec #	Group #	Group Name NAIC # Company Name	[1] Life Insurance	[2] Annuity Considerations	[3] Accident and Health	[4] Deposit Type Contract Funds	[5] Other Considerations	[6] Total Premium Sum of [1] thru [5]	[7] Market Share
176	473	AMERICAN FAMILY INS GRP 60399 American Family Life Ins Co	1,187,844	5,325	0	0	0	1,193,169	0.0021%
			1,187,844	5,325	0	0	0	1,193,169	0.0021%
177	237	WESTWARD GRP 78301 Westward Life Ins Co	-8,801	0	1,182,906	0	0	1,174,105	0.0021%
			-8,801	0	1,182,906	0	0	1,174,105	0.0021%
178	23	BCS INS GRP 80985 BCS Life Ins Co	1,083,197	0	56,278	11,101	0	1,150,576	0.0021%
			1,083,197	0	56,278	11,101	0	1,150,576	0.0021%
179	127	AMERICAN MODERN INS GRP 65811 American Modern Life Ins Co	598,078	0	528,067	0	0	1,126,145	0.0020%
			598,078	0	528,067	0	0	1,126,145	0.0020%
180	62421	Annuity & Life Reassur Amer Inc 62421 Annuity & Life Reassur Amer Inc	948,444	0	0	0	0	948,444	0.0017%
			948,444	0	0	0	0	948,444	0.0017%
181	3436	Heritage Guaranty Grp 68543 Liberty Bankers Life Ins Co	14,151	888,515	0	0	0	902,666	0.0016%
			14,151	888,515	0	0	0	902,666	0.0016%
182	64580	Illinois Mut Life Ins Co 64580 Illinois Mut Life Ins Co	104,695	536,910	189,077	0	0	830,682	0.0015%
			104,695	536,910	189,077	0	0	830,682	0.0015%

2005 CALIFORNIA LIFE & ANNUITY MARKET SHARE REPORT

Premium Written During The Calendar Year

Sorted by Group Market Share

Source: NAIC Database

Licensed companies only

Rec #	Group #	Group Name NAIC # Company Name	[1] Life Insurance	[2] Annuity Considerations	[3] Accident and Health	[4] Deposit Type Contract Funds	[5] Other Considerations	[6] Total Premium Sum of [1] thru [5]	[7] Market Share
183	31	BERKSHIRE HATHAWAY							
		97764 Idealife Ins Co	520,346	4,251	20,188	3,447	0	548,232	0.0010%
		62345 Berkshire Hathaway Life Ins Co NE	0	115,000	0	100,000	0	215,000	0.0004%
			520,346	119,251	20,188	103,447	0	763,232	0.0014%
184	77968	Family Heritage Life Ins Co Of Amer							
		77968 Family Heritage Life Ins Co Of Amer	0	0	716,671	0	0	716,671	0.0013%
			0	0	716,671	0	0	716,671	0.0013%
185	574	AMERCO CORP							
		76112 Oxford Life Ins Co	271,098	88,906	100,136	0	0	460,140	0.0008%
			271,098	88,906	100,136	0	0	460,140	0.0008%
186	454	SECURITY NTL LIFE							
		69485 Security Natl Life Ins Co	370,333	42,031	9,683	1,049	0	423,096	0.0008%
			370,333	42,031	9,683	1,049	0	423,096	0.0008%
187	89184	Sterling Investors Life Ins Co							
		89184 Sterling Investors Life Ins Co	409,647	4,869	582	0	0	415,098	0.0007%
			409,647	4,869	582	0	0	415,098	0.0007%
188	1186	Lifetime HealthCare Grp							
		69515 Medamerica Ins Co	0	0	390,563	0	0	390,563	0.0007%
			0	0	390,563	0	0	390,563	0.0007%
189	710	AMERICAN CAPITOL GRP							
		60291 American Capitol Ins Co	274,485	0	52,869	0	0	327,354	0.0006%
			274,485	0	52,869	0	0	327,354	0.0006%

2005 CALIFORNIA LIFE & ANNUITY MARKET SHARE REPORT

Premium Written During The Calendar Year

Sorted by Group Market Share

Source: NAIC Database

Licensed companies only

Rec #	Group #	Group Name NAIC # Company Name	[1] Life Insurance	[2] Annuity Considerations	[3] Accident and Health	[4] Deposit Type Contract Funds	[5] Other Considerations	[6] Total Premium Sum of [1] thru [5]	[7] Market Share
190	1531	Molina Healthcare Inc 69647 Molina Healthcare Ins Co	316,622	3,022	0	0	0	319,644	0.0006%
			316,622	3,022	0	0	0	319,644	0.0006%
191	560	COMMERCIAL TRAVLRS 81426 Commercial Travelers Mut Ins Co	0	0	254,816	0	0	254,816	0.0005%
			0	0	254,816	0	0	254,816	0.0005%
192	1347	SBLI USA GRP 60183 S USA Life Ins Co Inc	231,555	0	2,228	0	0	233,783	0.0004%
			231,555	0	2,228	0	0	233,783	0.0004%
193	477	Renaissance Health Service Corp Grp 61700 Renaissance L & H Ins Co of Amer	182,262	0	17,607	50	0	199,919	0.0004%
			182,262	0	17,607	50	0	199,919	0.0004%
194	67393	Ozark Natl Life Ins Co 67393 Ozark Natl Life Ins Co	192,996	3,384	2,548	0	0	198,928	0.0004%
			192,996	3,384	2,548	0	0	198,928	0.0004%
195	786	UNITY MUT GRP 70114 Unity Mut Life Ins Co	166,850	9,097	2,299	0	0	178,246	0.0003%
			166,850	9,097	2,299	0	0	178,246	0.0003%
196	829	SIERRA HEALTH SVC GRP 71420 Sierra Health & Life Ins Co Inc	2,588	0	141,234	0	0	143,822	0.0003%
			2,588	0	141,234	0	0	143,822	0.0003%

2005 CALIFORNIA LIFE & ANNUITY MARKET SHARE REPORT

Premium Written During The Calendar Year

Sorted by Group Market Share

Source: NAIC Database

Licensed companies only

Rec #	Group #	Group Name NAIC # Company Name	[1] Life Insurance	[2] Annuity Considerations	[3] Accident and Health	[4] Deposit Type Contract Funds	[5] Other Considerations	[6] Total Premium Sum of [1] thru [5]	[7] Market Share
197	831	DOCTORS CO GRP 92444 Doctors Life Ins Co	91,627	17,030	0	0	0	108,657	0.0002%
			91,627	17,030	0	0	0	108,657	0.0002%
198	962	PREMERA BLUE CROSS GRP 94188 Lifewise Assur Co	39,211	0	7,617	0	0	46,828	0.0001%
			39,211	0	7,617	0	0	46,828	0.0001%
199	312	IAC GRP 81779 Individual Assur Co Life Hlth & Acc	2,004	0	44,270	0	0	46,274	0.0001%
			2,004	0	44,270	0	0	46,274	0.0001%
200	201	UTICA NATL INS GRP 63738 Utica Natl Life Ins Co	25,269	3,000	0	0	0	28,269	0.0001%
			25,269	3,000	0	0	0	28,269	0.0001%
201	70157	Universal Life Ins Co 70157 Universal Life Ins Co	12,880	0	1,219	0	0	14,099	0.0000%
			12,880	0	1,219	0	0	14,099	0.0000%
202	790	FREMONT GEN GRP 62154 Fremont Life Ins Co	1,634	3,379	0	0	0	5,013	0.0000%
			1,634	3,379	0	0	0	5,013	0.0000%
203	70955	USA Life One Ins Co Of IN 70955 USA Life One Ins Co Of IN	2,219	0	0	0	0	2,219	0.0000%
			2,219	0	0	0	0	2,219	0.0000%

2005 CALIFORNIA LIFE & ANNUITY MARKET SHARE REPORT

Premium Written During The Calendar Year

Sorted by Group Market Share

Source: NAIC Database

Licensed companies only

Rec #	Group #	Group Name NAIC # Company Name	[1] Life Insurance	[2] Annuity Considerations	[3] Accident and Health	[4] Deposit Type Contract Funds	[5] Other Considerations	[6] Total Premium Sum of [1] thru [5]	[7] Market Share
204	685	WASATCH CREST GRP 64696 First Continental Life & Acc	619	0	0	0	0	619	0.0000%
			619	0	0	0	0	619	0.0000%
205	697	VAN ENT GRP 76007 Old United Life Ins Co	400	0	0	0	0	400	0.0000%
			400	0	0	0	0	400	0.0000%
Total:			13,303,078,871	19,377,692,367	10,678,446,760	3,911,592,565	8,806,955,878	56,077,766,441	100.0000%

2005 CALIFORNIA LIFE & ANNUITY MARKET SHARE REPORT

Premium Written During The Calendar Year

Sorted by Group Name

Source: NAIC Database

Licensed companies only

Rec #	Group #	Group Name NAIC # Company Name	[1] Life Insurance	[2] Annuity Considerations	[3] Accident and Health	[4] Deposit Type Contract Funds	[5] Other Considerations	[6] Total Premium Sum of [1] thru [5]	[7] Market Share
1	77879	5 Star Life Ins Co 77879 5 Star Life Ins Co	6,621,989	0	196,364	0	0	6,818,353	0.0122%
			6,621,989	0	196,364	0	0	6,818,353	0.0122%
2	71854	AAA Life Ins Co 71854 AAA Life Ins Co	48,605,532	51,168,176	4,342,205	2,560,754	0	106,676,667	0.1902%
			48,605,532	51,168,176	4,342,205	2,560,754	0	106,676,667	0.1902%
3	468	Aegon US Holding Grp							
		86231 Transamerica Life Ins Co	167,689,693	449,755,500	4,902,681	527,548,463	321,182,691	1,471,079,028	2.6233%
		67121 Transamerica Occidental Life Ins Co	227,844,468	17,681,608	29,681,559	387,892,908	35,941,254	699,041,797	1.2466%
		91413 Western Reserve Life Assur Co of OH	219,173,763	74,195,808	0	166	0	293,369,737	0.5231%
		70688 Transamerica Financial Life Ins Co	494,305	143,330,334	296,107	56,272	7,834,347	152,011,365	0.2711%
		66605 Peoples Benefit Life Ins Co	13,422,658	75,209,476	5,778,535	7,550	0	94,418,219	0.1684%
		66281 Monumental Life Ins Co	20,634,602	141,666	37,330,811	8,716	26,619,653	84,735,448	0.1511%
		65021 Stonebridge Life Ins Co	20,108,348	0	52,067,229	0	0	72,175,577	0.1287%
		64130 Life Investors Ins Co Of Amer	19,974,371	6,357,868	35,417,327	62,539	0	61,812,105	0.1102%
		81027 Veterans Life Ins Co	6,348,733	0	1,119,693	0	0	7,468,426	0.0133%
		60046 Academy Life Ins Co	2,354,310	3,500	42,634	386,296	0	2,786,740	0.0050%
			698,045,251	766,675,760	166,636,576	915,962,910	391,577,945	2,938,898,442	5.2408%
4	1	AETNA							
		60054 Aetna Life Ins Co	65,841,501	1,314,864	709,436,855	11,751,293	0	788,344,513	1.4058%
			65,841,501	1,314,864	709,436,855	11,751,293	0	788,344,513	1.4058%
5	2938	Aid Association for Lutherans Grp							
		97721 Thrivent Life Ins Co	3,393,372	31,221,814	0	0	0	34,615,186	0.0617%
			3,393,372	31,221,814	0	0	0	34,615,186	0.0617%

2005 CALIFORNIA LIFE & ANNUITY MARKET SHARE REPORT

Premium Written During The Calendar Year

Sorted by Group Name

Source: NAIC Database

Licensed companies only

Rec #	Group #	Group Name NAIC # Company Name	[1] Life Insurance	[2] Annuity Considerations	[3] Accident and Health	[4] Deposit Type Contract Funds	[5] Other Considerations	[6] Total Premium Sum of [1] thru [5]	[7] Market Share
6	761	ALLIANZ INS GRP							
		90611 Allianz Life Ins Co Of North Amer	28,476,964	1,583,542,562	40,605,483	0	0	1,652,625,009	2.9470%
			28,476,964	1,583,542,562	40,605,483	0	0	1,652,625,009	2.9470%
7	8	ALLSTATE INS GRP							
		60186 Allstate Life Ins Co	127,037,475	579,882,222	9,263,522	1,192,319	0	717,375,538	1.2793%
		65595 Lincoln Benefit Life Co	170,040,214	247,709,298	19,597,568	12,687,569	0	450,034,649	0.8025%
		60534 American Heritage Life Ins Co	4,341,890	111,858	22,862,256	0	0	27,316,004	0.0487%
		69310 Surety Life Ins Co	21,141,127	1,218,080	34,186	0	0	22,393,393	0.0399%
		70874 Allstate Life Ins Co Of NY	475,756	135,462	8,052	0	0	619,270	0.0011%
		61808 Charter Natl Life Ins Co	188	64,335	0	0	0	64,523	0.0001%
		90344 Keystone State Life Ins Co	13,874	0	0	0	0	13,874	0.0000%
		70866 Allstate Assur Co	0	2,100	0	0	0	2,100	0.0000%
			323,050,524	829,123,355	51,765,584	13,879,888	0	1,217,819,351	2.1717%
8	574	AMERCO CORP							
		76112 Oxford Life Ins Co	271,098	88,906	100,136	0	0	460,140	0.0008%
			271,098	88,906	100,136	0	0	460,140	0.0008%
9	1327	AMERICAN AMICABLE GRP							
		68594 American Amicable Life Ins Co Of TX	5,211,312	84,920	0	0	0	5,296,232	0.0094%
		67148 Occidental Life Ins Co Of NC	1,924,188	16,294	0	0	0	1,940,482	0.0035%
		67873 Pioneer American Ins Co	326,759	3,253	0	0	0	330,012	0.0006%
		67946 Pioneer Security Life Ins Co	141,131	2,195	0	0	0	143,326	0.0003%
			7,603,390	106,662	0	0	0	7,710,052	0.0137%
10	710	AMERICAN CAPITOL GRP							
		60291 American Capitol Ins Co	274,485	0	52,869	0	0	327,354	0.0006%
			274,485	0	52,869	0	0	327,354	0.0006%

2005 CALIFORNIA LIFE & ANNUITY MARKET SHARE REPORT

Premium Written During The Calendar Year

Sorted by Group Name

Source: NAIC Database

Licensed companies only

Rec #	Group #	Group Name NAIC # Company Name	[1] Life Insurance	[2] Annuity Considerations	[3] Accident and Health	[4] Deposit Type Contract Funds	[5] Other Considerations	[6] Total Premium Sum of [1] thru [5]	[7] Market Share
11	2658	American Equity Investment Grp 92738 American Equity Invest Life Ins Co	7,579	289,572,729	0	0	0	289,580,308	0.5164%
			7,579	289,572,729	0	0	0	289,580,308	0.5164%
12	370	AMERICAN FAMILY CORP 60380 American Family Life Asr Co Columbus	9,011,262	0	199,625,774	0	0	208,637,036	0.3720%
			9,011,262	0	199,625,774	0	0	208,637,036	0.3720%
13	473	AMERICAN FAMILY INS GRP 60399 American Family Life Ins Co	1,187,844	5,325	0	0	0	1,193,169	0.0021%
			1,187,844	5,325	0	0	0	1,193,169	0.0021%
14	330	AMERICAN FIDELITY CORP GRP 60410 American Fidelity Assur Co	15,455,515	22,578,684	55,319,537	483,675	0	93,837,411	0.1673%
			15,455,515	22,578,684	55,319,537	483,675	0	93,837,411	0.1673%
15	60429	American Fidelity Life Ins Co 60429 American Fidelity Life Ins Co	1,535,960	69,002	0	0	0	1,604,962	0.0029%
			1,535,960	69,002	0	0	0	1,604,962	0.0029%
16	84	American Financial Grp							
		63312 Great American Life Ins Co	18,578,499	81,848,059	1,877,650	4,849,457	0	107,153,665	0.1911%
		93661 Annuity Investors Life Ins Co	0	41,102,609	0	830,060	0	41,932,669	0.0748%
		63479 United Teacher Assoc Ins Co	125,953	4,891,579	3,708,323	0	0	8,725,855	0.0156%
		67083 Manhattan Natl Life Ins Co	6,874,823	10,712	0	0	0	6,885,535	0.0123%
		65722 Loyal American Life Ins Co	317,401	1,264,720	1,697,874	42,704	0	3,322,699	0.0059%
		76791 Old West Annuity & Life Ins Co	0	82,491	0	0	0	82,491	0.0001%
			25,896,676	129,200,170	7,283,847	5,722,221	0	168,102,914	0.2998%

2005 CALIFORNIA LIFE & ANNUITY MARKET SHARE REPORT

Premium Written During The Calendar Year

Sorted by Group Name

Source: NAIC Database

Licensed companies only

Rec #	Group #	Group Name NAIC # Company Name	[1] Life Insurance	[2] Annuity Considerations	[3] Accident and Health	[4] Deposit Type Contract Funds	[5] Other Considerations	[6] Total Premium Sum of [1] thru [5]	[7] Market Share
17	12	AMERICAN INTRNL GRP							
		70432 AIG Annuity Ins Co	340,511	931,597,679	0	2,676,009	0	934,614,199	1.6666%
		60488 American Gen Life Ins Co	398,020,013	92,366,365	1,378,541	9,847,684	0	501,612,603	0.8945%
		70238 Variable Annuity Life Ins Co	0	382,618,568	0	0	0	382,618,568	0.6823%
		60941 AIG SunAmerica Life Assur Co	3,863,823	366,239,410	0	0	0	370,103,233	0.6600%
		70106 United States Life Ins Co In NYC	23,517,651	4,000	51,348,392	0	0	74,870,043	0.1335%
		66842 AIG Life Ins Co	25,960,705	7,750,681	31,568,021	370,434	0	65,649,841	0.1171%
		66672 American Gen Life & Acc Ins Co	27,420,425	9,327,662	1,494,281	0	0	38,242,368	0.0682%
		69256 Sunamerica Life Ins Co	8,560,411	4,459,487	37,059	0	0	13,056,957	0.0233%
		65951 Merit Life Ins Co	4,176,043	0	5,024,282	0	0	9,200,325	0.0164%
		68373 American Gen Assur Co	4,322,425	0	4,681,366	0	0	9,003,791	0.0161%
		60607 American Intl Life Assr Co NY	2,088,889	544,723	486,678	0	0	3,120,290	0.0056%
		62634 Delaware American Life Ins Co	553,313	0	34,042	0	0	587,355	0.0010%
		81612 Pacific Union Assur Co	135,904	0	0	0	0	135,904	0.0002%
			498,960,113	1,794,908,575	96,052,662	12,894,127	0	2,402,815,477	4.2848%
18	765	AMERICAN LIFE & HEALTH GRP							
		60674 American Life & Health Ins Co	6,649	0	4,881,080	0	0	4,887,729	0.0087%
		90328 First Health Life & Health Ins Co	26,183	0	645,316	0	0	671,499	0.0012%
			32,832	0	5,526,396	0	0	5,559,228	0.0099%
19	127	AMERICAN MODERN INS GRP							
		65811 American Modern Life Ins Co	598,078	0	528,067	0	0	1,126,145	0.0020%
			598,078	0	528,067	0	0	1,126,145	0.0020%

2005 CALIFORNIA LIFE & ANNUITY MARKET SHARE REPORT

Premium Written During The Calendar Year

Sorted by Group Name

Source: NAIC Database

Licensed companies only

Rec #	Group #	Group Name NAIC # Company Name	[1] Life Insurance	[2] Annuity Considerations	[3] Accident and Health	[4] Deposit Type Contract Funds	[5] Other Considerations	[6] Total Premium Sum of [1] thru [5]	[7] Market Share
20	408	AMERICAN NATL FNCL GRP							
		60739 American Natl Ins Co	46,858,507	92,625,256	1,440,585	9,973,887	0	150,898,235	0.2691%
		86355 Standard Life & Accident Ins Co	1,789,138	310,141	7,726,949	0	0	9,826,228	0.0175%
		63657 Garden State Life Ins Co	3,320,645	0	9,013	0	0	3,329,658	0.0059%
		71773 American Natl Life Ins Co Of TX	230,039	0	584,497	0	0	814,536	0.0015%
			52,198,329	92,935,397	9,761,044	9,973,887	0	164,868,657	0.2940%
21	3527	American Republic Mut Grp							
		60836 American Republic Ins Co	995,562	0	862,095	0	0	1,857,657	0.0033%
		70629 World Ins Co	60,900	4,360	628,807	0	0	694,067	0.0012%
			1,056,462	4,360	1,490,902	0	0	2,551,724	0.0046%
22	3502	American Specialty Grp							
		84697 American Specialty Hlth Ins Co	0	0	1,353,106	0	0	1,353,106	0.0024%
			0	0	1,353,106	0	0	1,353,106	0.0024%
23	4	Ameriprise Financial Grp							
		65005 IDS Life Ins Co	120,917,077	528,643,086	35,289,633	2,368,438	0	687,218,234	1.2255%
		94234 American Enterprise Life Ins Co	4,846	155,282,959	0	0	0	155,287,805	0.2769%
		93653 American Partners Life Ins Co	1,587	15,817,708	0	0	0	15,819,295	0.0282%
			120,923,510	699,743,753	35,289,633	2,368,438	0	858,325,334	1.5306%
24	1225	Amerus Grp							
		61689 Amerus Life Ins Co	66,721,191	115,762,787	283,260	19,542,773	0	202,310,011	0.3608%
		60631 American Investors Life Ins Co	5,670	67,237,177	0	46,782,365	0	114,025,212	0.2033%
		64645 Indianapolis Life Ins Co	48,261,608	2,679,146	216,257	2,918,147	0	54,075,158	0.0964%
		98213 Financial Benefit Life Ins Co	0	300	0	127,109	0	127,409	0.0002%
			114,988,469	185,679,410	499,517	69,370,394	0	370,537,790	0.6608%

2005 CALIFORNIA LIFE & ANNUITY MARKET SHARE REPORT

Premium Written During The Calendar Year

Sorted by Group Name

Source: NAIC Database

Licensed companies only

Rec #	Group #	Group Name NAIC # Company Name	[1] Life Insurance	[2] Annuity Considerations	[3] Accident and Health	[4] Deposit Type Contract Funds	[5] Other Considerations	[6] Total Premium Sum of [1] thru [5]	[7] Market Share
25	28	AMICA MUT GRP 72222 Amica Life Ins Co	3,075,988	154,847	0	0	0	3,230,835	0.0058%
			3,075,988	154,847	0	0	0	3,230,835	0.0058%
26	62421	Annuity & Life Reassur Amer Inc 62421 Annuity & Life Reassur Amer Inc	948,444	0	0	0	0	948,444	0.0017%
			948,444	0	0	0	0	948,444	0.0017%
27	317	AON CORP							
		62146 Combined Ins Co Of Amer	6,089,045	0	53,249,360	0	0	59,338,405	0.1058%
		61506 Resource Life Ins Co	255,003	0	518,284	0	0	773,287	0.0014%
			6,344,048	0	53,767,644	0	0	60,111,692	0.1072%
28	19	Assurant Inc Grp							
		70408 Union Security Ins Co	57,781,326	3,674,104	106,649,204	8,761,300	0	176,865,934	0.3154%
		67989 American Memorial Life Ins Co	41,753,294	1,110,654	-984	0	0	42,862,964	0.0764%
		69477 Time Ins Co	2,409,660	0	30,579,972	323,875	0	33,313,507	0.0594%
		60275 American Bankers Life Assur Co Of FL	4,351,527	25,840	7,536,084	0	0	11,913,451	0.0212%
		98884 Union Security Life Ins Co	4,115,454	0	6,401,858	0	0	10,517,312	0.0188%
		65080 John Alden Life Ins Co	1,649,930	105,455	1,614,801	0	0	3,370,186	0.0060%
		91693 United Family Life Ins Co	73,182	1,570	844	204	0	75,800	0.0001%
			112,134,373	4,917,623	152,781,779	9,085,379	0	278,919,154	0.4974%
29	3910	Assurity Security Grp							
		71439 Assurity Life Ins Co	8,968,912	1,010,538	4,470,748	0	0	14,450,198	0.0258%
		68764 Security Financial Life Ins Co	5,074,165	78,981	1,784,073	467,222	0	7,404,441	0.0132%
			14,043,077	1,089,519	6,254,821	467,222	0	21,854,639	0.0390%

2005 CALIFORNIA LIFE & ANNUITY MARKET SHARE REPORT

Premium Written During The Calendar Year

Sorted by Group Name

Source: NAIC Database

Licensed companies only

Rec #	Group #	Group Name NAIC # Company Name	[1] Life Insurance	[2] Annuity Considerations	[3] Accident and Health	[4] Deposit Type Contract Funds	[5] Other Considerations	[6] Total Premium Sum of [1] thru [5]	[7] Market Share
30	61182	Aurora Natl Life Assur Co 61182 Aurora Natl Life Assur Co	12,670,154	0	0	-184,963	0	12,485,191	0.0223%
			12,670,154	0	0	-184,963	0	12,485,191	0.0223%
31	55	AUTOMOBILE CLUB MI 84522 Auto Club Life Ins Co	4,436,520	629,639	19,503	0	0	5,085,662	0.0091%
			4,436,520	629,639	19,503	0	0	5,085,662	0.0091%
32	44	Aviva Grp 62898 Aviva Life Ins Co	7,590,668	98,882,403	5,456	6,538,335	0	113,016,862	0.2015%
			7,590,668	98,882,403	5,456	6,538,335	0	113,016,862	0.2015%
33	968	AXA INS GRP							
		62944 AXA Equitable Life Ins Co	239,074,029	820,894,180	11,759,509	591,602	19,224,354	1,091,543,674	1.9465%
		78077 Mony Life Ins Co Of Amer	43,215,489	9,951,121	0	0	0	53,166,610	0.0948%
		66370 Mony Life Ins Co	25,374,810	594,479	5,167,850	0	0	31,137,139	0.0555%
		84530 US Financial Life Ins Co	22,458,803	0	0	0	0	22,458,803	0.0400%
		62880 AXA Life & Annuity Co	2,226,590	0	0	0	0	2,226,590	0.0040%
			332,349,721	831,439,780	16,927,359	591,602	19,224,354	1,200,532,816	2.1408%
34	1330	Balboa Ins Grp 68160 Balboa Life Ins Co	785,679	0	2,353,756	0	0	3,139,435	0.0056%
			785,679	0	2,353,756	0	0	3,139,435	0.0056%
35	61212	Baltimore Life Ins Co 61212 Baltimore Life Ins Co	2,961,970	0	128,531	0	0	3,090,501	0.0055%
			2,961,970	0	128,531	0	0	3,090,501	0.0055%

2005 CALIFORNIA LIFE & ANNUITY MARKET SHARE REPORT

Premium Written During The Calendar Year

Sorted by Group Name

Source: NAIC Database

Licensed companies only

Rec #	Group #	Group Name NAIC # Company Name	[1] Life Insurance	[2] Annuity Considerations	[3] Accident and Health	[4] Deposit Type Contract Funds	[5] Other Considerations	[6] Total Premium Sum of [1] thru [5]	[7] Market Share
36	872	BANNER LIFE GRP 94250 Banner Life Ins Co	50,380,265	515	478	0	0	50,381,258	0.0898%
			50,380,265	515	478	0	0	50,381,258	0.0898%
37	23	BCS INS GRP 80985 BCS Life Ins Co	1,083,197	0	56,278	11,101	0	1,150,576	0.0021%
			1,083,197	0	56,278	11,101	0	1,150,576	0.0021%
38	615	BENEFICIAL LIFE 61395 Beneficial Life Ins Co	56,247,487	39,424,800	69,836	169	0	95,742,292	0.1707%
			56,247,487	39,424,800	69,836	169	0	95,742,292	0.1707%
39	31	BERKSHIRE HATHAWAY 97764 Idealife Ins Co 62345 Berkshire Hathaway Life Ins Co NE	520,346 0	4,251 115,000	20,188 0	3,447 100,000	0 0	548,232 215,000	0.0010% 0.0004%
			520,346	119,251	20,188	103,447	0	763,232	0.0014%
40	90638	Best Life And Health Ins Co 90638 Best Life And Health Ins Co	309,857	0	11,025,273	0	0	11,335,130	0.0202%
			309,857	0	11,025,273	0	0	11,335,130	0.0202%
41	2798	Blue Shield of CA Grp 61557 Blue Shield of CA Life & Hlth Ins Co 71331 Careamerica Life Ins Co	11,315,398 1,828,556	0 0	193,472,624 173,793	0 0	0 0	204,788,022 2,002,349	0.3652% 0.0036%
			13,143,954	0	193,646,417	0	0	206,790,371	0.3688%
42	581	BOSTON MUT GRP 61476 Boston Mut Life Ins Co	4,493,036	0	2,569,141	0	0	7,062,177	0.0126%
			4,493,036	0	2,569,141	0	0	7,062,177	0.0126%

2005 CALIFORNIA LIFE & ANNUITY MARKET SHARE REPORT

Premium Written During The Calendar Year

Sorted by Group Name

Source: NAIC Database

Licensed companies only

Rec #	Group #	Group Name NAIC # Company Name	[1] Life Insurance	[2] Annuity Considerations	[3] Accident and Health	[4] Deposit Type Contract Funds	[5] Other Considerations	[6] Total Premium Sum of [1] thru [5]	[7] Market Share
43	3704	Capital Assur Holdings LLC 69051 Standard Life Ins Co Of IN	510,478	16,331,227	0	28,967,356	0	45,809,061	0.0817%
			510,478	16,331,227	0	28,967,356	0	45,809,061	0.0817%
44	80799	Celtic Ins Co 80799 Celtic Ins Co	1,810	0	3,198,757	0	0	3,200,567	0.0057%
			1,810	0	3,198,757	0	0	3,200,567	0.0057%
45	690	CENTRAL STATES GRP 61751 Central States H & L Co Of Omaha	2,976,354	0	1,200,826	30	0	4,177,210	0.0074%
			2,976,354	0	1,200,826	30	0	4,177,210	0.0074%
46	1117	CENTRAL UNITED LIFE GRP 65870 Manhattan Life Ins Co 61883 Central United Life Ins Co	1,215,239	0	0	0	0	1,215,239	0.0022%
			150,466	0	1,012,345	0	0	1,162,811	0.0021%
			1,365,705	0	1,012,345	0	0	2,378,050	0.0042%
47	1337	CERES GRP 71404 Continental General Ins Co	296,939	60,927	1,209,715	0	0	1,567,581	0.0028%
			296,939	60,927	1,209,715	0	0	1,567,581	0.0028%
48	344	CHURCH PENSION FUND 61875 Church Life Ins Corp	755,887	2,943,904	0	175,172	0	3,874,963	0.0069%
			755,887	2,943,904	0	175,172	0	3,874,963	0.0069%
49	901	CIGNA HEALTH GRP 62308 Connecticut General Life Ins Co 65498 Life Ins Co Of North Amer	63,750,754	196,530	481,159,185	52,939,469	0	598,045,938	1.0665%
			120,837,659	0	139,252,057	0	0	260,089,716	0.4638%
			184,588,413	196,530	620,411,242	52,939,469	0	858,135,654	1.5303%

2005 CALIFORNIA LIFE & ANNUITY MARKET SHARE REPORT

Premium Written During The Calendar Year

Sorted by Group Name

Source: NAIC Database

Licensed companies only

Rec #	Group #	Group Name NAIC # Company Name	[1] Life Insurance	[2] Annuity Considerations	[3] Accident and Health	[4] Deposit Type Contract Funds	[5] Other Considerations	[6] Total Premium Sum of [1] thru [5]	[7] Market Share
50	244	CINCINNATI FNCL CP 76236 Cincinnati Life Ins Co	2,760,332	167,986	68,416	0	0	2,996,734	0.0053%
			2,760,332	167,986	68,416	0	0	2,996,734	0.0053%
51	41	CITIGROUP							
		65919 Primerica Life Ins Co	242,544,813	263,097	133,706	0	0	242,941,616	0.4332%
		69914 Sears Life Ins Co	2,561,521	0	7,588,379	0	0	10,149,900	0.0181%
		60518 American Health & Life Ins Co	1,105,134	0	2,786,790	35,760	0	3,927,684	0.0070%
		61409 National Benefit Life Ins Co	2,929,038	0	154,371	0	0	3,083,409	0.0055%
			249,140,506	263,097	10,663,246	35,760	0	260,102,609	0.4638%
52	218	CNA INS GRP							
		62413 Continental Assur Co	17,345,213	-126,833	24,749,205	3,732	0	41,971,317	0.0748%
			17,345,213	-126,833	24,749,205	3,732	0	41,971,317	0.0748%
53	77720	Columbia Universal Life Ins Co							
		77720 Columbia Universal Life Ins Co	1,392,141	233,746	4,772	0	0	1,630,659	0.0029%
			1,392,141	233,746	4,772	0	0	1,630,659	0.0029%
54	535	COLUMBIAN LIFE GRP							
		76023 Columbian Life Ins Co	1,652,022	0	30,171	0	0	1,682,193	0.0030%
		62103 Columbian Mut Life Ins Co	258,108	750	245	0	0	259,103	0.0005%
			1,910,130	750	30,416	0	0	1,941,296	0.0035%
55	560	COMMERCIAL TRAVLRS							
		81426 Commercial Travelers Mut Ins Co	0	0	254,816	0	0	254,816	0.0005%
			0	0	254,816	0	0	254,816	0.0005%

2005 CALIFORNIA LIFE & ANNUITY MARKET SHARE REPORT

Premium Written During The Calendar Year

Sorted by Group Name

Source: NAIC Database

Licensed companies only

Rec #	Group #	Group Name NAIC # Company Name	[1] Life Insurance	[2] Annuity Considerations	[3] Accident and Health	[4] Deposit Type Contract Funds	[5] Other Considerations	[6] Total Premium Sum of [1] thru [5]	[7] Market Share
56	233	CONSECO GRP							
		61263 Bankers Life & Cas Co	8,450,010	58,963,721	61,210,907	0	0	128,624,638	0.2294%
		65900 Conseco Life Ins Co	64,502,583	603,428	417,918	0	0	65,523,929	0.1168%
		60682 Conseco Ins Co	2,361,951	28,253,607	411,565	0	0	31,027,123	0.0553%
		76325 Conseco Senior Health Ins Co	234,078	317	30,220,015	0	0	30,454,410	0.0543%
		70319 Washington Natl Ins Co	4,880,127	154,146	9,663,813	1,312	0	14,699,398	0.0262%
		78174 Conseco Health Ins Co	136,261	0	14,349,664	0	0	14,485,925	0.0258%
		62065 Colonial Penn Life Ins Co	12,436,099	0	570,060	0	0	13,006,159	0.0232%
			93,001,109	87,975,219	116,843,942	1,312	0	297,821,582	0.5311%
57	71730	Continental American Ins Co							
		71730 Continental American Ins Co	188,441	0	2,001,981	0	0	2,190,422	0.0039%
			188,441	0	2,001,981	0	0	2,190,422	0.0039%
58	50	Country Ins & Financial Services Grp							
		66419 Mutual Service Life Ins Co	1,768,477	254,718	0	0	125,667	2,148,862	0.0038%
			1,768,477	254,718	0	0	125,667	2,148,862	0.0038%
59	306	CUNA MUT GRP							
		62626 Cuna Mut Ins Society	19,118,823	38,587,168	23,811,516	11,405	0	81,528,912	0.1454%
		86126 Members Life Ins Co	357,109	0	226	0	0	357,335	0.0006%
			19,475,932	38,587,168	23,811,742	11,405	0	81,886,247	0.1460%
60	65749	Cuna Mut Life Ins Co							
		65749 Cuna Mut Life Ins Co	4,675,341	65,640,087	829,330	0	0	71,144,758	0.1269%
			4,675,341	65,640,087	829,330	0	0	71,144,758	0.1269%

2005 CALIFORNIA LIFE & ANNUITY MARKET SHARE REPORT

Premium Written During The Calendar Year

Sorted by Group Name

Source: NAIC Database

Licensed companies only

Rec #	Group #	Group Name NAIC # Company Name	[1] Life Insurance	[2] Annuity Considerations	[3] Accident and Health	[4] Deposit Type Contract Funds	[5] Other Considerations	[6] Total Premium Sum of [1] thru [5]	[7] Market Share
61	74	DELPHI FIN GRP 68381 Reliance Standard Life Ins Co	43,273,092	10,133,835	62,850,113	0	0	116,257,040	0.2073%
			43,273,092	10,133,835	62,850,113	0	0	116,257,040	0.2073%
62	2479	Dentegra Grp 73474 Dentegra Ins Co	0	0	5,279,412	0	0	5,279,412	0.0094%
			0	0	5,279,412	0	0	5,279,412	0.0094%
63	831	DOCTORS CO GRP 92444 Doctors Life Ins Co	91,627	17,030	0	0	0	108,657	0.0002%
			91,627	17,030	0	0	0	108,657	0.0002%
64	62928	EMC Natl Life Co 62928 EMC Natl Life Co	1,659,458	83,656	373,515	77,800	0	2,194,429	0.0039%
			1,659,458	83,656	373,515	77,800	0	2,194,429	0.0039%
65	84174	Employees Life Co Mut 84174 Employees Life Co Mut	686,290	2,584,637	0	2,729,142	0	6,000,069	0.0107%
			686,290	2,584,637	0	2,729,142	0	6,000,069	0.0107%
66	77968	Family Heritage Life Ins Co Of Amer 77968 Family Heritage Life Ins Co Of Amer	0	0	716,671	0	0	716,671	0.0013%
			0	0	716,671	0	0	716,671	0.0013%
67	63223	Federal Life Ins Co 63223 Federal Life Ins Co	2,444,070	99,775	53,806	21,358	0	2,619,009	0.0047%
			2,444,070	99,775	53,806	21,358	0	2,619,009	0.0047%

2005 CALIFORNIA LIFE & ANNUITY MARKET SHARE REPORT

Premium Written During The Calendar Year

Sorted by Group Name

Source: NAIC Database

Licensed companies only

Rec #	Group #	Group Name NAIC # Company Name	[1] Life Insurance	[2] Annuity Considerations	[3] Accident and Health	[4] Deposit Type Contract Funds	[5] Other Considerations	[6] Total Premium Sum of [1] thru [5]	[7] Market Share
68	7	FEDERATED MUT 63258 Federated Life Ins Co	5,632,060	39,919	2,032,346	0	0	7,704,325	0.0137%
			5,632,060	39,919	2,032,346	0	0	7,704,325	0.0137%
69	981	FIDELITY INVEST INS & ANNUITY GRP 93696 Fidelity Investments Life Ins Co	1,556,992	115,681,972	0	6,857,516	0	124,096,480	0.2213%
			1,556,992	115,681,972	0	6,857,516	0	124,096,480	0.2213%
70	63290	Fidelity Life Assn 63290 Fidelity Life Assn	6,023,055	0	0	0	0	6,023,055	0.0107%
			6,023,055	0	0	0	0	6,023,055	0.0107%
71	451	FIDELITY SECURITY GRP 71870 Fidelity Security Life Ins Co	2,311,409	406,298	15,387,365	0	0	18,105,072	0.0323%
			2,311,409	406,298	15,387,365	0	0	18,105,072	0.0323%
72	449	FINANCIAL HOL CORP							
		61999 Americo Financial Life Annuity Ins	15,878,438	76,824,693	4,267	4,249,160	0	96,956,558	0.1729%
		90212 Great Southern Life Ins Co	8,291,049	4,429,628	138,999	469,000	0	13,328,676	0.0238%
		67180 Ohio State Life Ins Co	4,804,336	1,701	5,835	5,800	0	4,817,672	0.0086%
		66540 National Farmers Union Life Ins Co	1,465,593	11,369	0	152	0	1,477,114	0.0026%
		87645 United Fidelity Life Ins Co	1,061,125	36,863	0	4,601	0	1,102,589	0.0020%
			31,500,541	81,304,254	149,101	4,728,713	0	117,682,609	0.2099%
73	63495	First Investors Life Ins Co 63495 First Investors Life Ins Co	2,016,937	791,294	141	0	0	2,808,372	0.0050%
			2,016,937	791,294	141	0	0	2,808,372	0.0050%

2005 CALIFORNIA LIFE & ANNUITY MARKET SHARE REPORT

Premium Written During The Calendar Year

Sorted by Group Name

Source: NAIC Database

Licensed companies only

Rec #	Group #	Group Name NAIC # Company Name	[1] Life Insurance	[2] Annuity Considerations	[3] Accident and Health	[4] Deposit Type Contract Funds	[5] Other Considerations	[6] Total Premium Sum of [1] thru [5]	[7] Market Share
74	1266	FORETHOUGHT FINCIAL SERVICES INC 91642 Forethought Life Ins Co	75,743,231	1,549	0	0	0	75,744,780	0.1351%
			75,743,231	1,549	0	0	0	75,744,780	0.1351%
75	790	FREMONT GEN GRP 62154 Fremont Life Ins Co	1,634	3,379	0	0	0	5,013	0.0000%
			1,634	3,379	0	0	0	5,013	0.0000%
76	350	GE GLOBAL GRP 62596 Union Fidelity Life Ins Co 64394 Heritage Life Ins Co	5,380,175 179	37,281 0	9,969,938 0	0 0	0 0	15,387,394 179	0.0274% 0.0000%
			5,380,354	37,281	9,969,938	0	0	15,387,573	0.0274%
77	450	GENEVE HOL INC 69078 Standard Security Life Ins Co Of NY 65781 Madison Natl Life Ins Co Inc	11,337 1,028,448	0 897,991	13,768,479 491,573	0 0	0 0	13,779,816 2,418,012	0.0246% 0.0043%
			1,039,785	897,991	14,260,052	0	0	16,197,828	0.0289%
78	4011	Genworth Financial Grp 70025 Genworth Life Ins Co 63401 First Colony Life Ins Co 65536 Genworth Life & Annuity Ins Co 80926 Genworth Life & Health Ins Co 67695 Federal Home Life Ins Co 68047 Professional Ins Co	17,582,701 172,404,505 14,041,143 12,222,370 1,928,069 44,173	157,867,221 26,187,907 66,008,552 0 80,444 0	175,812,965 59,492 8,179,695 47,682,870 1,961,889 2,495,092	3,888,189 7,986,515 0 0 0 0	0 0 0 0 0 0	355,151,076 206,638,419 88,229,390 59,905,240 3,970,402 2,539,265	0.6333% 0.3685% 0.1573% 0.1068% 0.0071% 0.0045%
			218,222,961	250,144,124	236,192,003	11,874,704	0	716,433,792	1.2776%

2005 CALIFORNIA LIFE & ANNUITY MARKET SHARE REPORT

Premium Written During The Calendar Year

Sorted by Group Name

Source: NAIC Database

Licensed companies only

Rec #	Group #	Group Name NAIC # Company Name	[1] Life Insurance	[2] Annuity Considerations	[3] Accident and Health	[4] Deposit Type Contract Funds	[5] Other Considerations	[6] Total Premium Sum of [1] thru [5]	[7] Market Share
79	70939	Gerber Life Ins Co 70939 Gerber Life Ins Co	16,633,395	0	16,314,048	0	0	32,947,443	0.0588%
			16,633,395	0	16,314,048	0	0	32,947,443	0.0588%
80	63924	Golden State Mut Life Ins Co 63924 Golden State Mut Life Ins Co	5,206,754	2,885,582	151,827	0	0	8,244,163	0.0147%
			5,206,754	2,885,582	151,827	0	0	8,244,163	0.0147%
81	3891	Goldman Sachs Grp 84824 Allmerica Financial Life & Annuity	7,085,427	4,093,669	1,351,721	0	0	12,530,817	0.0223%
			7,085,427	4,093,669	1,351,721	0	0	12,530,817	0.0223%
82	63967	Government Personnel Mut Life Ins Co 63967 Government Personnel Mut Life Ins Co	6,984,527	64,579	24,224	0	0	7,073,330	0.0126%
			6,984,527	64,579	24,224	0	0	7,073,330	0.0126%
83	769	GREAT WEST L ASR							
		68322 Great West Life & Annuity Ins Co	24,004,896	548,590,397	85,184,764	1,972,171	0	659,752,228	1.1765%
		80659 US Bus of the Canada Life Assur Co	8,788,848	365,871	1,548,217	0	0	10,702,936	0.0191%
		67369 Alta Health & Life Ins Co	4,680,592	0	4,547,073	0	0	9,227,665	0.0165%
		80705 Great West Life Assur Co	3,115,268	0	2,329,673	0	0	5,444,941	0.0097%
		81060 Canada Life Ins Co Of Amer	67,155	75,581	0	0	0	142,736	0.0003%
		76694 London Life Reins Co	0	0	1,119	0	0	1,119	0.0000%
			40,656,759	549,031,849	93,610,846	1,972,171	0	685,271,625	1.2220%
84	1280	GREAT WESTERN CO 71480 Great Western Ins Co	20,593,927	413,147	0	0	0	21,007,074	0.0375%
			20,593,927	413,147	0	0	0	21,007,074	0.0375%

2005 CALIFORNIA LIFE & ANNUITY MARKET SHARE REPORT

Premium Written During The Calendar Year

Sorted by Group Name

Source: NAIC Database

Licensed companies only

Rec #	Group #	Group Name NAIC # Company Name	[1] Life Insurance	[2] Annuity Considerations	[3] Accident and Health	[4] Deposit Type Contract Funds	[5] Other Considerations	[6] Total Premium Sum of [1] thru [5]	[7] Market Share
85	687	GUARANTEE TRUST							
		64211 Guarantee Trust Life Ins Co	5,320,025	32,085	15,621,093	93,423	0	21,066,626	0.0376%
			5,320,025	32,085	15,621,093	93,423	0	21,066,626	0.0376%
86	64238	Guaranty Income Life Ins Co							
		64238 Guaranty Income Life Ins Co	12,764	4,809,232	80,063	178,655	0	5,080,714	0.0091%
			12,764	4,809,232	80,063	178,655	0	5,080,714	0.0091%
87	429	GUARDIAN LIFE GRP							
		64246 Guardian Life Ins Co Of Amer	138,822,059	3,871,273	343,193,520	0	0	485,886,852	0.8665%
		78778 Guardian Ins & Annuity Co Inc	5,482,536	90,448,716	0	0	428,814	96,360,066	0.1718%
		60003 Park Avenue Life Ins Co	1,247,008	0	0	0	0	1,247,008	0.0022%
		71714 Berkshire Life Ins Co of Amer	312,637	0	739,188	0	0	1,051,825	0.0019%
		74004 Family Service Life Ins Co	17,637	681	0	0	0	18,318	0.0000%
			145,881,877	94,320,670	343,932,708	0	428,814	584,564,069	1.0424%
88	91	HARTFORD FIRE & CAS GRP							
		88072 Hartford Life Ins Co	178,839,723	51,327,381	21,228,051	458,491,892	705,454,424	1,415,341,471	2.5239%
		71153 Hartford Life & Annuity Ins Co	135,201,669	6,969,855	194,437	10,614,695	944,300,005	1,097,280,661	1.9567%
		70815 Hartford Life & Accident Ins Co	73,193,869	309	106,909,021	0	1,400	180,104,599	0.3212%
		74268 Hartford Life Grp Ins Co	4,746,542	0	8,351,455	0	0	13,097,997	0.0234%
		81213 American Maturity Life Ins Co	0	463,551	0	0	45,298	508,849	0.0009%
			391,981,803	58,761,096	136,682,964	469,106,587	1,649,801,127	2,706,333,577	4.8260%
89	984	HCC INS HOLDINGS GRP							
		92711 HCC Life Ins Co	1,847,388	150,798	26,736,389	0	0	28,734,575	0.0512%
		85561 Perico Life Ins Co	1,490	0	25,788	0	0	27,278	0.0000%
			1,848,878	150,798	26,762,177	0	0	28,761,853	0.0513%

2005 CALIFORNIA LIFE & ANNUITY MARKET SHARE REPORT

Premium Written During The Calendar Year

Sorted by Group Name

Source: NAIC Database

Licensed companies only

Rec #	Group #	Group Name NAIC # Company Name	[1] Life Insurance	[2] Annuity Considerations	[3] Accident and Health	[4] Deposit Type Contract Funds	[5] Other Considerations	[6] Total Premium Sum of [1] thru [5]	[7] Market Share
90	917	HCSC GRP							
		71129 Fort Dearborn Life Ins Co	6,751,204	3,429,880	3,030,642	205,563	0	13,417,289	0.0239%
		84786 Colorado Bankers Life Ins Co	4,025,699	1,898,055	552,136	248,100	0	6,723,990	0.0120%
			10,776,903	5,327,935	3,582,778	453,663	0	20,141,279	0.0359%
91	623	Health Net Inc Grp							
		66141 Health Net Life Ins Co	2,318,035	0	605,635,236	0	0	607,953,271	1.0841%
			2,318,035	0	605,635,236	0	0	607,953,271	1.0841%
92	264	HealthMarkets Grp							
		97055 Mega Life & Health Ins Co The	1,528,378	29,616	112,790,909	68,283	0	114,417,186	0.2040%
		66087 Mid West Natl Life Ins Co Of TN	1,990,900	91,848	71,365,141	483	0	73,448,372	0.1310%
		61832 Chesapeake Life Ins Co	5,749,589	227,346	1,075,992	119	0	7,053,046	0.0126%
			9,268,867	348,810	185,232,042	68,885	0	194,918,604	0.3476%
93	3436	Heritage Guaranty Grp							
		68543 Liberty Bankers Life Ins Co	14,151	888,515	0	0	0	902,666	0.0016%
			14,151	888,515	0	0	0	902,666	0.0016%
94	812	HIGHMARK INC							
		93440 HM Life Ins Co	3,750,211	0	14,374,755	0	0	18,124,966	0.0323%
			3,750,211	0	14,374,755	0	0	18,124,966	0.0323%
95	64505	Homesteaders Life Co							
		64505 Homesteaders Life Co	21,964,549	315,567	0	0	0	22,280,116	0.0397%
			21,964,549	315,567	0	0	0	22,280,116	0.0397%

2005 CALIFORNIA LIFE & ANNUITY MARKET SHARE REPORT

Premium Written During The Calendar Year

Sorted by Group Name

Source: NAIC Database

Licensed companies only

Rec #	Group #	Group Name NAIC # Company Name	[1] Life Insurance	[2] Annuity Considerations	[3] Accident and Health	[4] Deposit Type Contract Funds	[5] Other Considerations	[6] Total Premium Sum of [1] thru [5]	[7] Market Share
96	300	HORACE MANN GRP 64513 Horace Mann Life Ins Co	2,744,610	5,778,426	50,196	0	0	8,573,232	0.0153%
			2,744,610	5,778,426	50,196	0	0	8,573,232	0.0153%
97	352	HSBC Grp 93777 Household Life Ins Co	9,606,486	0	9,883,595	0	0	19,490,081	0.0348%
			9,606,486	0	9,883,595	0	0	19,490,081	0.0348%
98	119	HUMANA INC 70580 Humanadental Ins Co 73288 Humana Ins Co	320,723 1,147,508	130,236 0	43,447,683 18,283,312	0 0	0 0	43,898,642 19,430,820	0.0783% 0.0346%
			1,468,231	130,236	61,730,995	0	0	63,329,462	0.1129%
99	312	IAC GRP 81779 Individual Assur Co Life Hlth & Acc	2,004	0	44,270	0	0	46,274	0.0001%
			2,004	0	44,270	0	0	46,274	0.0001%
100	64580	Illinois Mut Life Ins Co 64580 Illinois Mut Life Ins Co	104,695	536,910	189,077	0	0	830,682	0.0015%
			104,695	536,910	189,077	0	0	830,682	0.0015%
101	542	INDIANA FARM BUREAU Grp 69922 United Home Life Ins Co	1,413,552	832	69,313	0	0	1,483,697	0.0026%
			1,413,552	832	69,313	0	0	1,483,697	0.0026%
102	84514	Industrial Alliance Pacific US Branc 84514 Industrial Alliance Pacific US Branc	11,724,971	71,386	0	17,626,553	0	29,422,910	0.0525%
			11,724,971	71,386	0	17,626,553	0	29,422,910	0.0525%

2005 CALIFORNIA LIFE & ANNUITY MARKET SHARE REPORT

Premium Written During The Calendar Year

Sorted by Group Name

Source: NAIC Database

Licensed companies only

Rec #	Group #	Group Name NAIC # Company Name	[1] Life Insurance	[2] Annuity Considerations	[3] Accident and Health	[4] Deposit Type Contract Funds	[5] Other Considerations	[6] Total Premium Sum of [1] thru [5]	[7] Market Share
103	229	ING America Ins Holding Grp							
		80942 ING USA Annuity and Life Ins Co	5,692,742	850,290,973	3,842	220,000,000	0	1,075,987,557	1.9187%
		86509 Ing Life Ins & Annuity Co	23,728,176	782,429,157	2,181	4,936,189	26,229,700	837,325,403	1.4932%
		67105 Reliastar Life Ins Co	161,240,635	172,853,192	58,159,133	1,849,893	0	394,102,853	0.7028%
		68713 Security Life Of Denver Ins Co	181,806,858	29,809	10,053	0	0	181,846,720	0.3243%
		61360 Reliastar Life Ins Co Of NY	5,716,101	42,483	2,087,821	0	0	7,846,405	0.0140%
		66109 Midwestern United Life Ins Co	377,000	330	0	0	0	377,330	0.0007%
			378,561,512	1,805,645,944	60,263,030	226,786,082	26,229,700	2,497,486,268	4.4536%
104	931	INTERCONTINENTAL LIFE CORP							
		63053 Family Life Ins Co	5,482,297	15,535	0	0	0	5,497,832	0.0098%
		63487 Investors Life Ins Co North Amer	2,697,875	552,191	4,821	50,661	0	3,305,548	0.0059%
			8,180,172	567,726	4,821	50,661	0	8,803,380	0.0157%
105	3381	Inviva Grp							
		64017 Jefferson Natl Life Ins Co	2,401,120	33,628,381	127,470	696,162	0	36,853,133	0.0657%
		60704 American Life Ins Co of NY	1,059,876	0	23,971	0	0	1,083,847	0.0019%
			3,460,996	33,628,381	151,441	696,162	0	37,936,980	0.0677%
106	513	IOWA FARM BUREAU							
		62510 Equitrust Life Ins Co	11,146	92,343,810	0	0	0	92,354,956	0.1647%
			11,146	92,343,810	0	0	0	92,354,956	0.1647%
107	918	JACKSON NATL GRP							
		65056 Jackson Natl Life Ins Co	73,643,851	1,138,972,802	27,843	4,021,156	0	1,216,665,652	2.1696%
			73,643,851	1,138,972,802	27,843	4,021,156	0	1,216,665,652	2.1696%

2005 CALIFORNIA LIFE & ANNUITY MARKET SHARE REPORT

Premium Written During The Calendar Year

Sorted by Group Name

Source: NAIC Database

Licensed companies only

Rec #	Group #	Group Name NAIC # Company Name	[1] Life Insurance	[2] Annuity Considerations	[3] Accident and Health	[4] Deposit Type Contract Funds	[5] Other Considerations	[6] Total Premium Sum of [1] thru [5]	[7] Market Share
108	107	JEFFERSON PILOT CP							
		67865 Jefferson Pilot Life Ins Co	156,315,859	70,093,825	50,204	0	0	226,459,888	0.4038%
		70254 Jefferson Pilot Financial Ins Co	93,650,320	1,964,477	81,308,095	0	0	176,922,892	0.3155%
		62057 Jefferson Pilot Lifeamerica Ins Co	112,276	5,223,816	24,255	0	0	5,360,347	0.0096%
			250,078,455	77,282,118	81,382,554	0	0	408,743,127	0.7289%
109	904	JOHN HANCOCK GRP							
		65838 John Hancock Life Ins Co (USA)	322,570,023	47,310	9,020	0	2,455,851,413	2,778,477,766	4.9547%
		65099 John Hancock Life Ins Co	53,454,397	12,652,096	63,065,359	0	84,895,538	214,067,390	0.3817%
		90204 John Hancock Variable Life Ins Co	183,619,260	0	0	0	1,513,954	185,133,214	0.3301%
		93610 Manulife Ins Co	335,167	0	0	0	0	335,167	0.0006%
			559,978,847	12,699,406	63,074,379	0	2,542,260,905	3,178,013,537	5.6672%
110	9	JPMorgan Chase & Co Grp							
		63207 Chase Ins Life and Annuity Co	48,664,819	4,146,502	0	0	0	52,811,321	0.0942%
		70661 Chase Ins Life Co	22,941,031	0	0	0	0	22,941,031	0.0409%
		67164 Chase Life & Annuity Co	994	0	1,369	0	0	2,363	0.0000%
			71,606,844	4,146,502	1,369	0	0	75,754,715	0.1351%
111	601	KAISER FOUNDATION							
		60053 Kaiser Permanente Ins Co	0	0	65,370,019	0	0	65,370,019	0.1166%
			0	0	65,370,019	0	0	65,370,019	0.1166%
112	65110	Kanawha Ins Co							
		65110 Kanawha Ins Co	107,702	0	3,765,777	0	0	3,873,479	0.0069%
			107,702	0	3,765,777	0	0	3,873,479	0.0069%

2005 CALIFORNIA LIFE & ANNUITY MARKET SHARE REPORT

Premium Written During The Calendar Year

Sorted by Group Name

Source: NAIC Database

Licensed companies only

Rec #	Group #	Group Name NAIC # Company Name	[1] Life Insurance	[2] Annuity Considerations	[3] Accident and Health	[4] Deposit Type Contract Funds	[5] Other Considerations	[6] Total Premium Sum of [1] thru [5]	[7] Market Share
113	588	KANSAS CITY LIFE INS							
		65129 Kansas City Life Ins Co	11,925,121	4,335,154	237,821	84,514	1,945,073	18,527,683	0.0330%
		69272 Sunset Life Ins Co Of Amer	11,072,763	523,339	3,680	355	0	11,600,137	0.0207%
		67199 Old American Ins Co	2,633,004	0	336,719	0	0	2,969,723	0.0053%
			25,630,888	4,858,493	578,220	84,869	1,945,073	33,097,543	0.0590%
114	111	LIBERTY MUT GRP							
		65315 Liberty Life Assur Co Of Boston	35,209,873	5,456,088	79,673,814	85,894	0	120,425,669	0.2147%
			35,209,873	5,456,088	79,673,814	85,894	0	120,425,669	0.2147%
115	290	LIBERTY NATL							
		92916 United American Ins Co	2,566,988	368,710	41,073,844	0	0	44,009,542	0.0785%
		60577 American Income Life Ins Co	37,474,801	1,376	5,010,247	0	0	42,486,424	0.0758%
		91472 Globe Life & Accident Ins Co	30,467,292	1,089	2,755,360	0	0	33,223,741	0.0592%
		94099 United Investors Life Ins Co	12,385,104	83,794	0	1,560,766	0	14,029,664	0.0250%
		65331 Liberty Natl Life Ins Co	10,257,565	1,701	91,973	0	0	10,351,239	0.0185%
			93,151,750	456,670	48,931,424	1,560,766	0	144,100,610	0.2570%
116	1186	Lifetime HealthCare Grp							
		69515 Medamerica Ins Co	0	0	390,563	0	0	390,563	0.0007%
			0	0	390,563	0	0	390,563	0.0007%
117	65927	Lincoln Heritage Life Ins Co							
		65927 Lincoln Heritage Life Ins Co	24,891,941	237,888	32,160	0	0	25,161,989	0.0449%
			24,891,941	237,888	32,160	0	0	25,161,989	0.0449%

2005 CALIFORNIA LIFE & ANNUITY MARKET SHARE REPORT

Premium Written During The Calendar Year

Sorted by Group Name

Source: NAIC Database

Licensed companies only

Rec #	Group #	Group Name NAIC # Company Name	[1] Life Insurance	[2] Annuity Considerations	[3] Accident and Health	[4] Deposit Type Contract Funds	[5] Other Considerations	[6] Total Premium Sum of [1] thru [5]	[7] Market Share
118	20	LINCOLN NATL							
		65676 Lincoln Natl Life Ins Co	309,607,897	1,282,010,841	3,165,296	0	0	1,594,784,034	2.8439%
		67652 First Penn Pacific Life Ins Co	37,360,241	1,207,421	9,524	0	0	38,577,186	0.0688%
			346,968,138	1,283,218,262	3,174,820	0	0	1,633,361,220	2.9127%
119	435	MASS MUT L I C							
		65935 Massachusetts Mut Life Ins Co	256,845,074	152,177,249	42,626,687	154,406	440,015,902	891,819,318	1.5903%
		93432 CM Life Ins Co	48,442,824	52,252,762	0	0	0	100,695,586	0.1796%
		70416 MML Bay State Life Ins Co	11,349,167	0	0	0	0	11,349,167	0.0202%
			316,637,065	204,430,011	42,626,687	154,406	440,015,902	1,003,864,071	1.7901%
120	87750	Mayflower Natl Life Ins Co							
		87750 Mayflower Natl Life Ins Co	21,044,034	0	0	0	0	21,044,034	0.0375%
			21,044,034	0	0	0	0	21,044,034	0.0375%
121	364	Medico Companies Grp							
		71471 Medico Life Ins Co	70,850	0	2,514,759	0	0	2,585,609	0.0046%
		31119 Medico Ins Co	0	0	1,476,259	0	0	1,476,259	0.0026%
			70,850	0	3,991,018	0	0	4,061,868	0.0072%
122	722	MEMORIAL GRP							
		69833 Lincoln Memorial Life Ins Co	4,772,477	27,941	0	0	0	4,800,418	0.0086%
			4,772,477	27,941	0	0	0	4,800,418	0.0086%
123	25	Merrill Lynch Ins Grp							
		79022 Merrill Lynch Life Ins Co	2,543,086	66,014,079	0	0	0	68,557,165	0.1223%
			2,543,086	66,014,079	0	0	0	68,557,165	0.1223%

2005 CALIFORNIA LIFE & ANNUITY MARKET SHARE REPORT

Premium Written During The Calendar Year

Sorted by Group Name

Source: NAIC Database

Licensed companies only

Rec #	Group #	Group Name NAIC # Company Name	[1] Life Insurance	[2] Annuity Considerations	[3] Accident and Health	[4] Deposit Type Contract Funds	[5] Other Considerations	[6] Total Premium Sum of [1] thru [5]	[7] Market Share
124	241	METROPOLITAN GRP							
		65978 Metropolitan Life Ins Co	808,592,392	412,633,244	463,151,936	702,453	801,994,972	2,487,074,997	4.4350%
		87726 Metlife Ins Co of CT	185,258,708	420,102,550	26,061,605	237,737,318	0	869,160,181	1.5499%
		61050 MetLife Investors USA Ins Co	11,360,754	381,493,703	0	0	0	392,854,457	0.7006%
		80950 Metlife Life & Annuity Co of CT	146,873,726	15,283,541	0	1,181,364	0	163,338,631	0.2913%
		81620 Metlife Investors Ins Co of CA	2,591,442	138,658,386	14,869	3,090,115	0	144,354,812	0.2574%
		63665 General American Life Ins Co	87,374,195	6,236,056	3,482,963	17,458,161	0	114,551,375	0.2043%
		91626 New England Life Ins Co	42,713,631	28,032,993	1,676,047	1,901	23,465,070	95,889,642	0.1710%
		93564 Paragon Life Ins Co	24,687,472	0	0	0	0	24,687,472	0.0440%
		97136 Metropolitan Tower Life Ins Co	10,241,221	25,200	0	0	0	10,266,421	0.0183%
		69396 Texas Life Ins Co	3,251,381	0	0	0	0	3,251,381	0.0058%
		93513 MetLife Investors Ins Co	136,132	1,287,460	0	0	0	1,423,592	0.0025%
		80322 Citicorp Life Ins Co	73,098	101,600	66,121	0	0	240,819	0.0004%
			1,323,154,152	1,403,854,733	494,453,541	260,171,312	825,460,042	4,307,093,780	7.6806%
125	431	MIDLAND NATL LIFE INS GRP							
		66044 Midland Natl Life Ins Co	71,767,513	335,587,751	8,915	5,444,774	0	412,808,953	0.7361%
		66974 North American Co Life & Hlth Ins	66,501,014	16,739,719	9,336	680,948	0	83,931,017	0.1497%
			138,268,527	352,327,470	18,251	6,125,722	0	496,739,970	0.8858%
126	869	MINNESOTA MUT							
		66168 Minnesota Life Ins Co	117,990,615	30,318,286	20,221,465	2,530,914	130,465,229	301,526,509	0.5377%
		93742 Securian Life Ins Co	12,349	600	0	0	0	12,949	0.0000%
			118,002,964	30,318,886	20,221,465	2,530,914	130,465,229	301,539,458	0.5377%
127	1531	Molina Healthcare Inc							
		69647 Molina Healthcare Ins Co	316,622	3,022	0	0	0	319,644	0.0006%
			316,622	3,022	0	0	0	319,644	0.0006%

2005 CALIFORNIA LIFE & ANNUITY MARKET SHARE REPORT

Premium Written During The Calendar Year

Sorted by Group Name

Source: NAIC Database

Licensed companies only

Rec #	Group #	Group Name NAIC # Company Name	[1] Life Insurance	[2] Annuity Considerations	[3] Accident and Health	[4] Deposit Type Contract Funds	[5] Other Considerations	[6] Total Premium Sum of [1] thru [5]	[7] Market Share
128	66427	MTL Ins Co 66427 MTL Ins Co	7,755,847	723,422	55,124	54,023	0	8,588,416	0.0153%
			7,755,847	723,422	55,124	54,023	0	8,588,416	0.0153%
129	88668	Mutual Of Amer Life Ins Co 88668 Mutual Of Amer Life Ins Co	902,266	129,793	432,038	6,807	90,007,377	91,478,281	0.1631%
			902,266	129,793	432,038	6,807	90,007,377	91,478,281	0.1631%
130	261	MUTUAL OF OMAHA 69868 United Of Omaha Life Ins Co 71412 Mutual Of Omaha Ins Co 72850 United World Life Ins Co	88,043,751 0 230,635	51,002,751 0 0	28,010,161 48,776,572 2,739	13,943,170 0 0	518,911 0 0	181,518,744 48,776,572 233,374	0.3237% 0.0870% 0.0004%
			88,274,386	51,002,751	76,789,472	13,943,170	518,911	230,528,690	0.4111%
131	1211	NATIONAL GUARDIAN LIFE INS GRP 66583 National Guardian Life Ins Co 97241 NGL American Life Ins Co	14,548,830 123,635	146,091 0	491,732 1,942	0 0	0 0	15,186,653 125,577	0.0271% 0.0002%
			14,672,465	146,091	493,674	0	0	15,312,230	0.0273%
132	1315	NATIONAL HLTH INS GRP 82538 National Health Ins Co	1,634	1,990,328	964,364	0	0	2,956,326	0.0053%
			1,634	1,990,328	964,364	0	0	2,956,326	0.0053%
133	634	National Life Group 65528 Life Ins Co Of The Southwest 66680 National Life Ins Co	25,694,762 33,894,407	233,567,769 10,392,870	1,816 4,628,182	0 0	0 0	259,264,347 48,915,459	0.4623% 0.0872%
			59,589,169	243,960,639	4,629,998	0	0	308,179,806	0.5496%

2005 CALIFORNIA LIFE & ANNUITY MARKET SHARE REPORT

Premium Written During The Calendar Year

Sorted by Group Name

Source: NAIC Database

Licensed companies only

Rec #	Group #	Group Name NAIC # Company Name	[1] Life Insurance	[2] Annuity Considerations	[3] Accident and Health	[4] Deposit Type Contract Funds	[5] Other Considerations	[6] Total Premium Sum of [1] thru [5]	[7] Market Share
134	87963	National Teachers Assoc Life Ins Co							
	87963	National Teachers Assoc Life Ins Co	5,216	0	12,886,524	0	0	12,891,740	0.0230%
			5,216	0	12,886,524	0	0	12,891,740	0.0230%
135	66850	National Western Life Ins Co							
	66850	National Western Life Ins Co	3,511,626	62,862,703	0	1,085,001	30,727	67,490,057	0.1204%
			3,511,626	62,862,703	0	1,085,001	30,727	67,490,057	0.1204%
136	140	NATIONWIDE CORP							
	66869	Nationwide Life Ins Co	227,961,480	15,085,092	143,551,162	0	727,595,079	1,114,192,813	1.9869%
	68225	Nationwide Life Ins Co of Amer	35,382,764	86,110	209,491	2,617,220	0	38,295,585	0.0683%
	92657	Nationwide Life And Annuity Ins Co	16,521,116	317,973	0	0	15,906,441	32,745,530	0.0584%
	70750	Nationwide Life & Ann Co of Amer	710,366	668,185	0	0	0	1,378,551	0.0025%
			280,575,726	16,157,360	143,760,653	2,617,220	743,501,520	1,186,612,479	2.1160%
137	520	NEW ERA LIFE GRP							
	67784	Philadelphia American Life Ins Co	7,598	0	1,705,900	0	0	1,713,498	0.0031%
	69698	New Era Life Ins Co Of Midwest	47,483	12,103	0	14,595	0	74,181	0.0001%
	78743	New Era Life Ins Co	3,742	127	2,906	567	0	7,342	0.0000%
			58,823	12,230	1,708,806	15,162	0	1,795,021	0.0032%
138	826	NEW YORK LIFE GRP							
	91596	New York Life Ins & Annuity Corp	234,143,586	605,416,779	0	174,750	0	839,735,115	1.4974%
	66915	New York Life Ins Co	591,227,229	62,397,972	63,030,420	48,382,199	33,948,727	798,986,547	1.4248%
	81353	NYLife Ins Co Of AZ	13,965,602	0	0	0	0	13,965,602	0.0249%
			839,336,417	667,814,751	63,030,420	48,556,949	33,948,727	1,652,687,264	2.9471%

2005 CALIFORNIA LIFE & ANNUITY MARKET SHARE REPORT

Premium Written During The Calendar Year

Sorted by Group Name

Source: NAIC Database

Licensed companies only

Rec #	Group #	Group Name NAIC # Company Name	[1] Life Insurance	[2] Annuity Considerations	[3] Accident and Health	[4] Deposit Type Contract Funds	[5] Other Considerations	[6] Total Premium Sum of [1] thru [5]	[7] Market Share
139	81264	Nippon Life Ins Co Of Amer 81264 Nippon Life Ins Co Of Amer	1,187,312	0	39,001,966	0	0	40,189,278	0.0717%
			1,187,312	0	39,001,966	0	0	40,189,278	0.0717%
140	67032	North Carolina Mut Life Ins Co 67032 North Carolina Mut Life Ins Co	31,581	0	3,112,136	0	0	3,143,717	0.0056%
			31,581	0	3,112,136	0	0	3,143,717	0.0056%
141	67059	North Coast Life Ins Co 67059 North Coast Life Ins Co	2,200,183	289,936	385,014	0	0	2,875,133	0.0051%
			2,200,183	289,936	385,014	0	0	2,875,133	0.0051%
142	860	NORTHWESTERN MUT 67091 Northwestern Mut Life Ins Co 69000 Northwestern Long Term Care Ins Co	583,188,512 0	49,262,335 0	64,888,590 6,049,146	3,431,384 0	556,288 0	701,327,109 6,049,146	1.2506% 0.0108%
			583,188,512	49,262,335	70,937,736	3,431,384	556,288	707,376,255	1.2614%
143	704	OHIO NATL LIFE GRP 67172 Ohio Natl Life Ins Co 89206 Ohio Natl Life Assur Corp	7,700,842 27,020,605	53,592,110 0	1,325,136 2,536,570	1,175,356 0	7,882,631 0	71,676,075 29,557,175	0.1278% 0.0527%
			34,721,447	53,592,110	3,861,706	1,175,356	7,882,631	101,233,250	0.1805%
144	2598	Old Mut US Life Holding Grp 63274 Fidelity & Guaranty Life Ins Co 94471 Americom Life & Annuity Ins Co	105,838,200 1,443,124	298,736,321 19,209,068	0 30,017	13,431,997 0	0 0	418,006,518 20,682,209	0.7454% 0.0369%
			107,281,324	317,945,389	30,017	13,431,997	0	438,688,727	0.7823%

2005 CALIFORNIA LIFE & ANNUITY MARKET SHARE REPORT

Premium Written During The Calendar Year

Sorted by Group Name

Source: NAIC Database

Licensed companies only

Rec #	Group #	Group Name NAIC # Company Name	[1] Life Insurance	[2] Annuity Considerations	[3] Accident and Health	[4] Deposit Type Contract Funds	[5] Other Considerations	[6] Total Premium Sum of [1] thru [5]	[7] Market Share
145	150	OLD REPUBLIC GRP 67261 Old Republic Life Ins Co	5,154,400	0	89,898	0	0	5,244,298	0.0094%
			5,154,400	0	89,898	0	0	5,244,298	0.0094%
146	619	OneAmerica Financial Partners Grp 60895 American United Life Ins Co 69116 State Life Ins Co 67911 Pioneer Mut Life Ins Co	10,282,331 4,502,744 7,802,413	79,592,968 795,152 159,761	6,260,714 8,019,433 0	82,774 0 0	0 0 0	96,218,787 13,317,329 7,962,174	0.1716% 0.0237% 0.0142%
			22,587,488	80,547,881	14,280,147	82,774	0	117,498,290	0.2095%
147	67393	Ozark Natl Life Ins Co 67393 Ozark Natl Life Ins Co	192,996	3,384	2,548	0	0	198,928	0.0004%
			192,996	3,384	2,548	0	0	198,928	0.0004%
148	64343	Pacific Guardian Life Ins Co Ltd 64343 Pacific Guardian Life Ins Co Ltd	8,803,688	16,466	63,339	587,916	0	9,471,409	0.0169%
			8,803,688	16,466	63,339	587,916	0	9,471,409	0.0169%
149	709	PACIFIC LIFE INS CO 67466 Pacific Life Ins Co 97268 Pacific Life & Annuity Co	407,819,352 -1,496,554	79,207,861 1,407,339	4,450,633 33,285,953	63,634,204 790,620	642,779,963 100,000	1,197,892,013 34,087,358	2.1361% 0.0608%
			406,322,798	80,615,200	37,736,586	64,424,824	642,879,963	1,231,979,371	2.1969%
150	525	PAN AMER LIFE 67539 Pan American Life Ins Co 93459 Pan American Assur Co	1,283,662 5,777,362	39,580 0	12,851,365 0	0 0	0 0	14,174,607 5,777,362	0.0253% 0.0103%
			7,061,024	39,580	12,851,365	0	0	19,951,969	0.0356%

2005 CALIFORNIA LIFE & ANNUITY MARKET SHARE REPORT

Premium Written During The Calendar Year

Sorted by Group Name

Source: NAIC Database

Licensed companies only

Rec #	Group #	Group Name NAIC # Company Name	[1] Life Insurance	[2] Annuity Considerations	[3] Accident and Health	[4] Deposit Type Contract Funds	[5] Other Considerations	[6] Total Premium Sum of [1] thru [5]	[7] Market Share
151	850	PENN MUT GRP							
		67644 Penn Mut Life Ins Co	39,867,136	1,093,062	1,751,397	2,418,224	16,131,616	61,261,435	0.1092%
		93262 Penn Ins & Annuity Co	1,676,607	0	0	0	245,256	1,921,863	0.0034%
			41,543,743	1,093,062	1,751,397	2,418,224	16,376,872	63,183,298	0.1127%
152	810	PENN TREATY AMER GRP							
		63282 Penn Treaty Network Amer Ins Co	175,224	0	43,649,058	0	0	43,824,282	0.0781%
		81078 American Network Ins Co	0	0	837	0	0	837	0.0000%
			175,224	0	43,649,895	0	0	43,825,119	0.0782%
153	403	PHOENIX CO							
		67814 Phoenix Life Ins Co	42,514,180	571,319	493,838	16,412,791	0	59,992,128	0.1070%
		93548 PHL Variable Ins Co	38,099,518	16,846,374	0	0	0	54,945,892	0.0980%
		60232 AGL Life Assur Co	69,638	9,289,026	0	0	0	9,358,664	0.0167%
			80,683,336	26,706,719	493,838	16,412,791	0	124,296,684	0.2217%
154	367	PHYSICIANS MUT							
		72125 Physicians Life Ins Co	16,499,716	13,109,620	101,962	2,653,770	0	32,365,068	0.0577%
		80578 Physicians Mut Ins Co	0	0	15,557,893	0	0	15,557,893	0.0277%
			16,499,716	13,109,620	15,659,855	2,653,770	0	47,922,961	0.0855%
155	962	PREMERA BLUE CROSS GRP							
		94188 Lifewise Assur Co	39,211	0	7,617	0	0	46,828	0.0001%
			39,211	0	7,617	0	0	46,828	0.0001%
156	60237	Premier Access Ins Co							
		60237 Premier Access Ins Co	0	0	51,404,779	0	0	51,404,779	0.0917%
			0	0	51,404,779	0	0	51,404,779	0.0917%

2005 CALIFORNIA LIFE & ANNUITY MARKET SHARE REPORT

Premium Written During The Calendar Year

Sorted by Group Name

Source: NAIC Database

Licensed companies only

Rec #	Group #	Group Name NAIC # Company Name	[1] Life Insurance	[2] Annuity Considerations	[3] Accident and Health	[4] Deposit Type Contract Funds	[5] Other Considerations	[6] Total Premium Sum of [1] thru [5]	[7] Market Share
157	68039	Presidential Life Ins Co 68039 Presidential Life Ins Co	980,599	2,707,716	0	901,011	0	4,589,326	0.0082%
			980,599	2,707,716	0	901,011	0	4,589,326	0.0082%
158	332	PRINCIPAL FIN GRP 61271 Principal Life Ins Co	158,606,724	149,021,065	190,808,126	1,233,413,795	1,198,448	1,733,048,158	3.0904%
			158,606,724	149,021,065	190,808,126	1,233,413,795	1,198,448	1,733,048,158	3.0904%
159	458	PROTECTIVE LIFE INS GRP 68136 Protective Life Ins Co 70335 West Coast Life Ins Co 94285 Empire General Life Assur Corp 88536 Protective Life And Annuity Ins Co	90,161,072 95,230,160 66,660,947 64,894	19,058,944 1,626,371 0 0	982,665 35,426 0 190	5,023,996 193,049 0 0	0 0 0 0	115,226,677 97,085,006 66,660,947 65,084	0.2055% 0.1731% 0.1189% 0.0001%
			252,117,073	20,685,315	1,018,281	5,217,045	0	279,037,714	0.4976%
160	304	PRUDENTIAL OF AMER 68241 Prudential Ins Co Of Amer 86630 American Skandia Life Assur Corp 79227 Pruco Life Ins Co 93629 Prudential Retirement Ins & Anuty Co	558,945,999 709,678 155,977,292 0	325,596,244 432,003,983 70,529,319 88,545	78,841,649 0 0 0	11,357,631 2,741,336 837,187 149,116,122	1,105,096,715 0 0 0	2,079,838,238 435,454,997 227,343,798 149,204,667	3.7088% 0.7765% 0.4054% 0.2661%
			715,632,969	828,218,091	78,841,649	164,052,276	1,105,096,715	2,891,841,700	5.1568%
161	2398	RBC Holdings (USA) Grp 61492 Business Mens Assur Co Of Amer 65323 Liberty Life Ins Co	2,551,004 2,498,779	23,229,355 840	1,634,807 5,571,927	14,913 1,373	0 0	27,430,079 8,072,919	0.0489% 0.0144%
			5,049,783	23,230,195	7,206,734	16,286	0	35,502,998	0.0633%

2005 CALIFORNIA LIFE & ANNUITY MARKET SHARE REPORT

Premium Written During The Calendar Year

Sorted by Group Name

Source: NAIC Database

Licensed companies only

Rec #	Group #	Group Name NAIC # Company Name	[1] Life Insurance	[2] Annuity Considerations	[3] Accident and Health	[4] Deposit Type Contract Funds	[5] Other Considerations	[6] Total Premium Sum of [1] thru [5]	[7] Market Share
162	440	REGAL REIN GRP 66265 Monarch Life Ins Co	335,829	600	3,596,192	0	0	3,932,621	0.0070%
			335,829	600	3,596,192	0	0	3,932,621	0.0070%
163	477	Renaissance Health Service Corp Grp 61700 Renaissance L & H Ins Co of Amer	182,262	0	17,607	50	0	199,919	0.0004%
			182,262	0	17,607	50	0	199,919	0.0004%
164	1119	SAFEGUARD HEALTH ENTERPRISES INC 79014 Safehealth Life Ins Co	0	0	41,057,012	0	0	41,057,012	0.0732%
			0	0	41,057,012	0	0	41,057,012	0.0732%
165	3766	Sagicor Financial Corp Grp 60445 Sagicor Life Ins Co	1,335,185	1,769,741	10,803	0	0	3,115,729	0.0056%
			1,335,185	1,769,741	10,803	0	0	3,115,729	0.0056%
166	1347	SBLI USA GRP 60183 S USA Life Ins Co Inc	231,555	0	2,228	0	0	233,783	0.0004%
			231,555	0	2,228	0	0	233,783	0.0004%
167	749	SCOR REINS CO 64939 Investors Ins Corp 68446 Scor Life Ins Co	13,270 76,359	13,236,478 79,363	0 7,032	0 0	0 0	13,249,748 162,754	0.0236% 0.0003%
			89,629	13,315,841	7,032	0	0	13,412,502	0.0239%
168	870	SECURITY BENEFIT 68675 Security Benefit Life Ins Co	2,363,321	124,523,913	0	0	0	126,887,234	0.2263%
			2,363,321	124,523,913	0	0	0	126,887,234	0.2263%

2005 CALIFORNIA LIFE & ANNUITY MARKET SHARE REPORT

Premium Written During The Calendar Year

Sorted by Group Name

Source: NAIC Database

Licensed companies only

Rec #	Group #	Group Name NAIC # Company Name	[1] Life Insurance	[2] Annuity Considerations	[3] Accident and Health	[4] Deposit Type Contract Funds	[5] Other Considerations	[6] Total Premium Sum of [1] thru [5]	[7] Market Share
169	68721	Security Life Ins Co Of Amer 68721 Security Life Ins Co Of Amer	2,873,110	18,391	11,031,476	0	0	13,922,977	0.0248%
			2,873,110	18,391	11,031,476	0	0	13,922,977	0.0248%
170	68772	Security Mut Life Ins Co Of NY 68772 Security Mut Life Ins Co Of NY	2,653,882	422,303	349,480	1,432	0	3,427,097	0.0061%
			2,653,882	422,303	349,480	1,432	0	3,427,097	0.0061%
171	454	SECURITY NTL LIFE 69485 Security Natl Life Ins Co	370,333	42,031	9,683	1,049	0	423,096	0.0008%
			370,333	42,031	9,683	1,049	0	423,096	0.0008%
172	68802	Sentinel Security Life Ins Co 68802 Sentinel Security Life Ins Co	2,536,167	0	0	603	0	2,536,770	0.0045%
			2,536,167	0	0	603	0	2,536,770	0.0045%
173	169	SENTRY INS GRP 68810 Sentry Life Ins Co	2,228,875	16,635,043	506,749	1,884	0	19,372,551	0.0345%
			2,228,875	16,635,043	506,749	1,884	0	19,372,551	0.0345%
174	829	SIERRA HEALTH SVC GRP 71420 Sierra Health & Life Ins Co Inc	2,588	0	141,234	0	0	143,822	0.0003%
			2,588	0	141,234	0	0	143,822	0.0003%
175	1348	STANCORP FINANCIAL GRP 69019 Standard Ins Co	81,948,016	17,749,400	172,016,904	501,811	137,388,487	409,604,618	0.7304%
			81,948,016	17,749,400	172,016,904	501,811	137,388,487	409,604,618	0.7304%

2005 CALIFORNIA LIFE & ANNUITY MARKET SHARE REPORT

Premium Written During The Calendar Year

Sorted by Group Name

Source: NAIC Database

Licensed companies only

Rec #	Group #	Group Name NAIC # Company Name	[1] Life Insurance	[2] Annuity Considerations	[3] Accident and Health	[4] Deposit Type Contract Funds	[5] Other Considerations	[6] Total Premium Sum of [1] thru [5]	[7] Market Share
176	176	STATE FARM IL 69108 State Farm Life Ins Co	299,704,242	49,259,657	0	1,105,179	0	350,069,078	0.6243%
			299,704,242	49,259,657	0	1,105,179	0	350,069,078	0.6243%
177	89184	Sterling Investors Life Ins Co 89184 Sterling Investors Life Ins Co	409,647	4,869	582	0	0	415,098	0.0007%
			409,647	4,869	582	0	0	415,098	0.0007%
178	549	SUN LIFE ASSUR CO OF CN 79065 Sun Life Assur Co Of Canada US 80802 US Branch SunLife Assur Co Of Canada	26,636,456 114,167,847	361,313,098 114	0 30,324,512	0 0	0 0	387,949,554 144,492,473	0.6918% 0.2577%
			140,804,303	361,313,212	30,324,512	0	0	532,442,027	0.9495%
179	181	SWISS RE GRP 70211 Valley Forge Life Ins Co 65765 Reassure America Life Ins Co 91391 Southwestern Life Ins Co 93246 Sage Life Assur Of Amer Inc	102,370,081 37,326,069 6,668,640 0	11,469 88,914 35,224 0	137,142 16,748,617 30,032 0	-498 0 0 0	0 0 0 34,454	102,518,194 54,163,600 6,733,896 34,454	0.1828% 0.0966% 0.0120% 0.0001%
			146,364,790	135,607	16,915,791	-498	34,454	163,450,144	0.2915%
180	88	The Hanover Ins Grp 69140 First Allmerica Fin Life Ins Co	1,412,635	-27,990	126,508	0	0	1,511,153	0.0027%
			1,412,635	-27,990	126,508	0	0	1,511,153	0.0027%
181	1216	TIAA FAMILY OF CO 69345 Teachers Ins & Ann Assoc Of Amer 60142 TIAA Cref Life Ins Co	25,264,306 2,530,171	377,603,309 11,282,474	2,404,247 515,090	8,767,160 64,189,556	0 0	414,039,022 78,517,291	0.7383% 0.1400%
			27,794,477	388,885,783	2,919,337	72,956,716	0	492,556,313	0.8783%

2005 CALIFORNIA LIFE & ANNUITY MARKET SHARE REPORT

Premium Written During The Calendar Year

Sorted by Group Name

Source: NAIC Database

Licensed companies only

Rec #	Group #	Group Name NAIC # Company Name	[1] Life Insurance	[2] Annuity Considerations	[3] Accident and Health	[4] Deposit Type Contract Funds	[5] Other Considerations	[6] Total Premium Sum of [1] thru [5]	[7] Market Share
182	896	TRANS WORLD ASR GRP 69566 Trans World Assur Co	2,884,655	91,297	0	0	0	2,975,952	0.0053%
			2,884,655	91,297	0	0	0	2,975,952	0.0053%
183	276	TRUSTMARK INS CO GRP 61425 Trustmark Ins Co 62863 Trustmark Life Ins Co	10,935,780 409,741	22,754 0	8,397,305 5,984,495	0 0	0 0	19,355,839 6,394,236	0.0345% 0.0114%
			11,345,521	22,754	14,381,800	0	0	25,750,075	0.0459%
184	943	Unifi Companies 80837 Union Central Life Ins Co 61301 Ameritas Life Ins Corp 97977 Ameritas Variable Life Ins Co 60038 Acacia Life Ins Co	34,366,208 6,349,072 17,503,223 10,621,963	67,822,762 4,667,260 11,215,900 1,210,484	2,683,933 32,763,425 0 8,035	226,917 11,807,220 444,229 2,528,350	0 0 0 0	105,099,820 55,586,977 29,163,352 14,368,832	0.1874% 0.0991% 0.0520% 0.0256%
			68,840,466	84,916,406	35,455,393	15,006,716	0	204,218,981	0.3642%
185	781	UNION LABOR GRP 69744 Union Labor Life Ins Co 86371 Ullico Life Ins Co	8,098,636 122,988	154,866 0	35,947,070 0	0 0	0 0	44,200,572 122,988	0.0788% 0.0002%
			8,221,624	154,866	35,947,070	0	0	44,323,560	0.0790%
186	2878	United Heritage Mut Grp 63983 United Heritage Life Ins Co	3,712,687	4,318,091	36,138	178,917	0	8,245,833	0.0147%
			3,712,687	4,318,091	36,138	178,917	0	8,245,833	0.0147%
187	200	UNITED SERVICES AUTOMOBILE ASN GRP 69663 USAA Life Ins Co	63,003,801	43,750,398	11,451,368	444,800	0	118,650,367	0.2116%
			63,003,801	43,750,398	11,451,368	444,800	0	118,650,367	0.2116%

2005 CALIFORNIA LIFE & ANNUITY MARKET SHARE REPORT

Premium Written During The Calendar Year

Sorted by Group Name

Source: NAIC Database

Licensed companies only

Rec #	Group #	Group Name NAIC # Company Name	[1] Life Insurance	[2] Annuity Considerations	[3] Accident and Health	[4] Deposit Type Contract Funds	[5] Other Considerations	[6] Total Premium Sum of [1] thru [5]	[7] Market Share
188	707	UNITEDHEALTH GRP							
		79413 United Healthcare Ins Co	2,374,421	0	543,852,315	0	0	546,226,736	0.9741%
		70785 PacifiCare Life & Health Ins Co	180,000	1,000	454,278,855	0	0	454,459,855	0.8104%
		62286 Golden Rule Ins Co	7,831,334	4,395,816	1,110,029	0	0	13,337,179	0.0238%
		97179 American Medical Security Life InsCo	359,369	0	47,115	0	0	406,484	0.0007%
		64890 Investors Guaranty Life Ins Co	2,835	0	0	0	0	2,835	0.0000%
			10,747,959	4,396,816	999,288,314	0	0	1,014,433,089	1.8090%
189	215	UNITRIN GRP							
		69930 United Ins Co Of Amer	25,257,478	600	722,497	0	0	25,980,575	0.0463%
		68357 Reliable Life Ins Co	69,075	0	1,171	0	0	70,246	0.0001%
			25,326,553	600	723,668	0	0	26,050,821	0.0465%
190	786	UNITY MUT GRP							
		70114 Unity Mut Life Ins Co	166,850	9,097	2,299	0	0	178,246	0.0003%
			166,850	9,097	2,299	0	0	178,246	0.0003%
191	953	UNIVERSAL AMERICAN FINANCIAL CORP							
		67660 Pennsylvania Life Ins Co	1,303,726	725,782	4,967,636	0	0	6,997,144	0.0125%
		69701 Union Bankers Ins Co	832,157	1,703	1,750,809	0	0	2,584,669	0.0046%
		62359 Constitution Life Ins Co	252,943	0	47,259	0	0	300,202	0.0005%
		68284 Pyramid Life Ins Co	37,016	0	185,863	0	0	222,879	0.0004%
			2,425,842	727,485	6,951,567	0	0	10,104,894	0.0180%
192	70157	Universal Life Ins Co							
		70157 Universal Life Ins Co	12,880	0	1,219	0	0	14,099	0.0000%
			12,880	0	1,219	0	0	14,099	0.0000%

2005 CALIFORNIA LIFE & ANNUITY MARKET SHARE REPORT

Premium Written During The Calendar Year

Sorted by Group Name

Source: NAIC Database

Licensed companies only

Rec #	Group #	Group Name NAIC # Company Name	[1] Life Insurance	[2] Annuity Considerations	[3] Accident and Health	[4] Deposit Type Contract Funds	[5] Other Considerations	[6] Total Premium Sum of [1] thru [5]	[7] Market Share
193	565	UNUMPROVIDENT CORP GRP							
		62235 Unum Life Ins Co Of Amer	100,005,337	28,736	362,764,959	226,431	0	463,025,463	0.8257%
		68195 Provident Life & Accident Ins Co	23,165,344	0	102,679,090	0	0	125,844,434	0.2244%
		62049 Colonial Life & Accident Ins Co	18,845,675	10,529	87,770,619	0	0	106,626,823	0.1901%
		67598 Paul Revere Life Ins Co	1,259,720	0	49,259,482	8,063	0	50,527,265	0.0901%
		67601 Paul Revere Variable Annuity Ins Co	364,183	0	0	16,915,144	0	17,279,327	0.0308%
			143,640,259	39,265	602,474,150	17,149,638	0	763,303,312	1.3612%
194	80675	US Bus of Crown Life Ins Co							
		80675 US Bus of Crown Life Ins Co	8,004,497	150	791,023	0	0	8,795,670	0.0157%
			8,004,497	150	791,023	0	0	8,795,670	0.0157%
195	70955	USA Life One Ins Co Of IN							
		70955 USA Life One Ins Co Of IN	2,219	0	0	0	0	2,219	0.0000%
			2,219	0	0	0	0	2,219	0.0000%
196	201	UTICA NATL INS GRP							
		63738 Utica Natl Life Ins Co	25,269	3,000	0	0	0	28,269	0.0001%
			25,269	3,000	0	0	0	28,269	0.0001%
197	697	VAN ENT GRP							
		76007 Old United Life Ins Co	400	0	0	0	0	400	0.0000%
			400	0	0	0	0	400	0.0000%
198	685	WASATCH CREST GRP							
		64696 First Continental Life & Acc	619	0	0	0	0	619	0.0000%
			619	0	0	0	0	619	0.0000%

2005 CALIFORNIA LIFE & ANNUITY MARKET SHARE REPORT

Premium Written During The Calendar Year

Sorted by Group Name

Source: NAIC Database

Licensed companies only

Rec #	Group #	Group Name NAIC # Company Name	[1] Life Insurance	[2] Annuity Considerations	[3] Accident and Health	[4] Deposit Type Contract Funds	[5] Other Considerations	[6] Total Premium Sum of [1] thru [5]	[7] Market Share
199	671	Wellpoint Inc Grp							
		62825 BC Life & Health Ins Co	44,083,032	0	2,262,353,962	0	0	2,306,436,994	4.1129%
		80314 Unicare Life & Health Ins Co	7,845,451	0	34,302,582	0	0	42,148,033	0.0752%
		61069 Anthem Life Ins Co	3,704,515	0	10,992	0	0	3,715,507	0.0066%
			55,632,998	0	2,296,667,536	0	0	2,352,300,534	4.1947%
200	471	Wells Fargo Grp							
		62383 Centurion Life Ins Co	105,516	1,056,450	315,078	0	0	1,477,044	0.0026%
			105,516	1,056,450	315,078	0	0	1,477,044	0.0026%
201	836	WEST SOUTHERN GRP							
		74780 Integrity Life Ins Co	39,251	35,645,842	0	0	0	35,685,093	0.0636%
		65242 Lafayette Life Ins Co	22,551,161	7,905,518	124,037	429,076	0	31,009,792	0.0553%
		99937 Columbus Life Ins Co	26,003,351	104,775	22,123	0	0	26,130,249	0.0466%
		92622 Western Southern Life Assur Co	4,158,787	18,684,910	0	50,000	0	22,893,697	0.0408%
		70483 Western & Southern Life Ins Co	8,606,767	50	309,199	0	0	8,916,016	0.0159%
			61,359,317	62,341,095	455,359	479,076	0	124,634,847	0.2223%
202	839	WESTBRIDGE CAPITAL GRP							
		98205 National Foundation Life Ins Co	20,860	0	1,135,422	0	0	1,156,282	0.0021%
		90956 National Financial Ins Co	0	0	489,072	0	0	489,072	0.0009%
			20,860	0	1,624,494	0	0	1,645,354	0.0029%
203	237	WESTWARD GRP							
		78301 Westward Life Ins Co	-8,801	0	1,182,906	0	0	1,174,105	0.0021%
			-8,801	0	1,182,906	0	0	1,174,105	0.0021%

2005 CALIFORNIA LIFE & ANNUITY MARKET SHARE REPORT

Premium Written During The Calendar Year

Sorted by Group Name

Source: NAIC Database

Licensed companies only

Rec #	Group #	Group Name NAIC # Company Name	[1] Life Insurance	[2] Annuity Considerations	[3] Accident and Health	[4] Deposit Type Contract Funds	[5] Other Considerations	[6] Total Premium Sum of [1] thru [5]	[7] Market Share
204	1129	WHITE MOUNTAINS GRP							
		68608 Symetra Life Ins Co	17,063,023	82,083,808	42,282,955	17,383,693	0	158,813,479	0.2832%
		90581 Symetra Natl Life Ins Co	44,624	0	0	0	0	44,624	0.0001%
			17,107,647	82,083,808	42,282,955	17,383,693	0	158,858,103	0.2833%
205	212	ZURICH INS GRP							
		63177 Farmers New World Life Ins Co	214,840,906	36,715,313	2,828,930	46,099,762	0	300,484,911	0.5358%
		90557 Kemper Investors Life Ins Co	3,789,202	17,327,986	2,847	4,012,727	0	25,132,762	0.0448%
		80896 Centre Life Ins Co	0	0	6,098,630	0	0	6,098,630	0.0109%
		70173 Universal Underwriters Life Ins Co	2,536,057	0	-171	0	0	2,535,886	0.0045%
			221,166,165	54,043,299	8,930,236	50,112,489	0	334,252,189	0.5961%

Total:	13,303,078,871	19,377,692,367	10,678,446,760	3,911,592,565	8,806,955,87	56,077,766,441	100.0000%
--------	----------------	----------------	----------------	---------------	--------------	----------------	-----------

2005 CALIFORNIA LIFE & ANNUITY MARKET SHARE REPORT

Premiums Written During The Calendar Year

Sorted By Market Share

Record Count	Company Code	Company Name	Life Insurance	Annuity Considerations	Accident And Health	Deposit	Other Considerations	Total	Market Share
						Type Contract Funds			
1	65838	John Hancock Life Ins Co (USA)	322,570,023	47,310	9,020	0	2,455,851,413	2,778,477,766	4.954687%
2	65978	Metropolitan Life Ins Co	808,592,392	412,633,244	463,151,936	702,453	801,994,972	2,487,074,997	4.435046%
3	62825	BC Life & Health Ins Co	44,083,032	0	2,262,353,962	0	0	2,306,436,994	4.112926%
4	68241	Prudential Ins Co Of Amer	558,945,999	325,596,244	78,841,649	11,357,631	1,105,096,715	2,079,838,238	3.708846%
5	61271	Principal Life Ins Co	158,606,724	149,021,065	190,808,126	1,233,413,795	1,198,448	1,733,048,158	3.090437%
6	90611	Allianz Life Ins Co Of North Amer	28,476,964	1,583,542,562	40,605,483	0	0	1,652,625,009	2.947024%
7	65676	Lincoln Natl Life Ins Co	309,607,897	1,282,010,841	3,165,296	0	0	1,594,784,034	2.843879%
8	86231	Transamerica Life Ins Co	167,689,693	449,755,500	4,902,681	527,548,463	321,182,691	1,471,079,028	2.623284%
9	88072	Hartford Life Ins Co	178,839,723	51,327,381	21,228,051	458,491,892	705,454,424	1,415,341,471	2.523891%
10	65056	Jackson Natl Life Ins Co	73,643,851	1,138,972,802	27,843	4,021,156	0	1,216,665,652	2.169604%
11	67466	Pacific Life Ins Co	407,819,352	79,207,861	4,450,633	63,634,204	642,779,963	1,197,892,013	2.136126%
12	66869	Nationwide Life Ins Co	227,961,480	15,085,092	143,551,162	0	727,595,079	1,114,192,813	1.986871%
13	71153	Hartford Life & Annuity Ins Co	135,201,669	6,969,855	194,437	10,614,695	944,300,005	1,097,280,661	1.956712%
14	62944	AXA Equitable Life Ins Co	239,074,029	820,894,180	11,759,509	591,602	19,224,354	1,091,543,674	1.946482%
15	80942	ING USA Annuity and Life Ins Co	5,692,742	850,290,973	3,842	220,000,000	0	1,075,987,557	1.918742%
16	70432	AIG Annuity Ins Co	340,511	931,597,679	0	2,676,009	0	934,614,199	1.666639%
17	65935	Massachusetts Mut Life Ins Co	256,845,074	152,177,249	42,626,687	154,406	440,015,902	891,819,318	1.590326%
18	87726	Metlife Ins Co of CT	185,258,708	420,102,550	26,061,605	237,737,318	0	869,160,181	1.549919%
19	91596	New York Life Ins & Annuity Corp	234,143,586	605,416,779	0	174,750	0	839,735,115	1.497448%
20	86509	Ing Life Ins & Annuity Co	23,728,176	782,429,157	2,181	4,936,189	26,229,700	837,325,403	1.493150%
21	66915	New York Life Ins Co	591,227,229	62,397,972	63,030,420	48,382,199	33,948,727	798,986,547	1.424783%
22	60054	Aetna Life Ins Co	65,841,501	1,314,864	709,436,855	11,751,293	0	788,344,513	1.405806%
23	60186	Allstate Life Ins Co	127,037,475	579,882,222	9,263,522	1,192,319	0	717,375,538	1.279251%
24	67091	Northwestern Mut Life Ins Co	583,188,512	49,262,335	64,888,590	3,431,384	556,288	701,327,109	1.250633%
25	67121	Transamerica Occidental Life Ins Co	227,844,468	17,681,608	29,681,559	387,892,908	35,941,254	699,041,797	1.246558%
26	65005	IDS Life Ins Co	120,917,077	528,643,086	35,289,633	2,368,438	0	687,218,234	1.225474%
27	68322	Great West Life & Annuity Ins Co	24,004,896	548,590,397	85,184,764	1,972,171	0	659,752,228	1.176495%
28	66141	Health Net Life Ins Co	2,318,035	0	605,635,236	0	0	607,953,271	1.084125%
29	62308	Connecticut General Life Ins Co	63,750,754	196,530	481,159,185	52,939,469	0	598,045,938	1.066458%
30	79413	United Healthcare Ins Co	2,374,421	0	543,852,315	0	0	546,226,736	0.974052%

2005 CALIFORNIA LIFE & ANNUITY MARKET SHARE REPORT

Premiums Written During The Calendar Year

Sorted By Market Share

Record Count	Company Code	Company Name	Life Insurance	Annuity Considerations	Accident And Health	Deposit	Other Considerations	Total	Market Share
						Type Contract Funds			
31	60488	American Gen Life Ins Co	398,020,013	92,366,365	1,378,541	9,847,684	0	501,612,603	0.894495%
32	64246	Guardian Life Ins Co Of Amer	138,822,059	3,871,273	343,193,520	0	0	485,886,852	0.866452%
33	62235	Unum Life Ins Co Of Amer	100,005,337	28,736	362,764,959	226,431	0	463,025,463	0.825685%
34	70785	Pacificare Life & Health Ins Co	180,000	1,000	454,278,855	0	0	454,459,855	0.810410%
35	65595	Lincoln Benefit Life Co	170,040,214	247,709,298	19,597,568	12,687,569	0	450,034,649	0.802519%
36	86630	American Skandia Life Assur Corp	709,678	432,003,983	0	2,741,336	0	435,454,997	0.776520%
37	63274	Fidelity & Guaranty Life Ins Co	105,838,200	298,736,321	0	13,431,997	0	418,006,518	0.745405%
38	69345	Teachers Ins & Ann Assoc Of Amer	25,264,306	377,603,309	2,404,247	8,767,160	0	414,039,022	0.738330%
39	66044	Midland Natl Life Ins Co	71,767,513	335,587,751	8,915	5,444,774	0	412,808,953	0.736137%
40	69019	Standard Ins Co	81,948,016	17,749,400	172,016,904	501,811	137,388,487	409,604,618	0.730422%
41	67105	Reliastar Life Ins Co	161,240,635	172,853,192	58,159,133	1,849,893	0	394,102,853	0.702779%
42	61050	MetLife Investors USA Ins Co	11,360,754	381,493,703	0	0	0	392,854,457	0.700553%
43	79065	Sun Life Assur Co Of Canada US	26,636,456	361,313,098	0	0	0	387,949,554	0.691806%
44	70238	Variable Annuity Life Ins Co	0	382,618,568	0	0	0	382,618,568	0.682300%
45	60941	AIG SunAmerica Life Assur Co	3,863,823	366,239,410	0	0	0	370,103,233	0.659982%
46	70025	Genworth Life Ins Co	17,582,701	157,867,221	175,812,965	3,888,189	0	355,151,076	0.633319%
47	69108	State Farm Life Ins Co	299,704,242	49,259,657	0	1,105,179	0	350,069,078	0.624256%
48	66168	Minnesota Life Ins Co	117,990,615	30,318,286	20,221,465	2,530,914	130,465,229	301,526,509	0.537694%
49	63177	Farmers New World Life Ins Co	214,840,906	36,715,313	2,828,930	46,099,762	0	300,484,911	0.535836%
50	91413	Western Reserve Life Assur Co of OH	219,173,763	74,195,808	0	166	0	293,369,737	0.523148%
51	92738	American Equity Invest Life Ins Co	7,579	289,572,729	0	0	0	289,580,308	0.516391%
52	65498	Life Ins Co Of North Amer	120,837,659	0	139,252,057	0	0	260,089,716	0.463802%
53	65528	Life Ins Co Of The Southwest	25,694,762	233,567,769	1,816	0	0	259,264,347	0.462330%
54	65919	Primerica Life Ins Co	242,544,813	263,097	133,706	0	0	242,941,616	0.433223%
55	79227	Pruco Life Ins Co	155,977,292	70,529,319	0	837,187	0	227,343,798	0.405408%
56	67865	Jefferson Pilot Life Ins Co	156,315,859	70,093,825	50,204	0	0	226,459,888	0.403832%
57	65099	John Hancock Life Ins Co	53,454,397	12,652,096	63,065,359	0	84,895,538	214,067,390	0.381733%
58	60380	American Family Life Asr Co Columbu	9,011,262	0	199,625,774	0	0	208,637,036	0.372049%
59	63401	First Colony Life Ins Co	172,404,505	26,187,907	59,492	7,986,515	0	206,638,419	0.368485%
60	61557	Blue Shield of CA Life & Hlth Ins Co	11,315,398	0	193,472,624	0	0	204,788,022	0.365186%

2005 CALIFORNIA LIFE & ANNUITY MARKET SHARE REPORT

Premiums Written During The Calendar Year

Sorted By Market Share

Record Count	Company Code	Company Name	Life Insurance	Annuity Considerations	Accident And Health	Deposit	Other Considerations	Total	Market Share
						Type Contract Funds			
61	61689	Amerus Life Ins Co	66,721,191	115,762,787	283,260	19,542,773	0	202,310,011	0.360767%
62	90204	John Hancock Variable Life Ins Co	183,619,260	0	0	0	1,513,954	185,133,214	0.330137%
63	68713	Security Life Of Denver Ins Co	181,806,858	29,809	10,053	0	0	181,846,720	0.324276%
64	69868	United Of Omaha Life Ins Co	88,043,751	51,002,751	28,010,161	13,943,170	518,911	181,518,744	0.323691%
65	70815	Hartford Life & Accident Ins Co	73,193,869	309	106,909,021	0	1,400	180,104,599	0.321169%
66	70254	Jefferson Pilot Financial Ins Co	93,650,320	1,964,477	81,308,095	0	0	176,922,892	0.315496%
67	70408	Union Security Ins Co	57,781,326	3,674,104	106,649,204	8,761,300	0	176,865,934	0.315394%
68	80950	Metlife Life & Annuity Co of CT	146,873,726	15,283,541	0	1,181,364	0	163,338,631	0.291272%
69	68608	Symetra Life Ins Co	17,063,023	82,083,808	42,282,955	17,383,693	0	158,813,479	0.283202%
70	94234	American Enterprise Life Ins Co	4,846	155,282,959	0	0	0	155,287,805	0.276915%
71	70688	Transamerica Financial Life Ins Co	494,305	143,330,334	296,107	56,272	7,834,347	152,011,365	0.271072%
72	60739	American Natl Ins Co	46,858,507	92,625,256	1,440,585	9,973,887	0	150,898,235	0.269087%
73	93629	Prudential Retirement Ins & Anuty Co	0	88,545	0	149,116,122	0	149,204,667	0.266067%
74	80802	US Branch SunLife Assur Co Of Cana	114,167,847	114	30,324,512	0	0	144,492,473	0.257664%
75	81620	Metlife Investors Ins Co of CA	2,591,442	138,658,386	14,869	3,090,115	0	144,354,812	0.257419%
76	61263	Bankers Life & Cas Co	8,450,010	58,963,721	61,210,907	0	0	128,624,638	0.229368%
77	68675	Security Benefit Life Ins Co	2,363,321	124,523,913	0	0	0	126,887,234	0.226270%
78	68195	Provident Life & Accident Ins Co	23,165,344	0	102,679,090	0	0	125,844,434	0.224411%
79	93696	Fidelity Investments Life Ins Co	1,556,992	115,681,972	0	6,857,516	0	124,096,480	0.221294%
80	65315	Liberty Life Assur Co Of Boston	35,209,873	5,456,088	79,673,814	85,894	0	120,425,669	0.214748%
81	69663	USAA Life Ins Co	63,003,801	43,750,398	11,451,368	444,800	0	118,650,367	0.211582%
82	68381	Reliance Standard Life Ins Co	43,273,092	10,133,835	62,850,113	0	0	116,257,040	0.207314%
83	68136	Protective Life Ins Co	90,161,072	19,058,944	982,665	5,023,996	0	115,226,677	0.205477%
84	63665	General American Life Ins Co	87,374,195	6,236,056	3,482,963	17,458,161	0	114,551,375	0.204272%
85	97055	Mega Life & Health Ins Co The	1,528,378	29,616	112,790,909	68,283	0	114,417,186	0.204033%
86	60631	American Investors Life Ins Co	5,670	67,237,177	0	46,782,365	0	114,025,212	0.203334%
87	62898	Aviva Life Ins Co	7,590,668	98,882,403	5,456	6,538,335	0	113,016,862	0.201536%
88	63312	Great American Life Ins Co	18,578,499	81,848,059	1,877,650	4,849,457	0	107,153,665	0.191080%
89	71854	AAA Life Ins Co	48,605,532	51,168,176	4,342,205	2,560,754	0	106,676,667	0.190230%
90	62049	Colonial Life & Accident Ins Co	18,845,675	10,529	87,770,619	0	0	106,626,823	0.190141%

2005 CALIFORNIA LIFE & ANNUITY MARKET SHARE REPORT

Premiums Written During The Calendar Year

Sorted By Market Share

Record Count	Company Code	Company Name	Life Insurance	Annuity Considerations	Accident And Health	Deposit	Other Considerations	Total	Market Share
						Type Contract Funds			
91	80837	Union Central Life Ins Co	34,366,208	67,822,762	2,683,933	226,917	0	105,099,820	0.187418%
92	70211	Valley Forge Life Ins Co	102,370,081	11,469	137,142	(498)	0	102,518,194	0.182814%
93	93432	CM Life Ins Co	48,442,824	52,252,762	0	0	0	100,695,586	0.179564%
94	70335	West Coast Life Ins Co	95,230,160	1,626,371	35,426	193,049	0	97,085,006	0.173126%
95	61999	Americo Financial Life Annuity Ins	15,878,438	76,824,693	4,267	4,249,160	0	96,956,558	0.172897%
96	78778	Guardian Ins & Annuity Co Inc	5,482,536	90,448,716	0	0	428,814	96,360,066	0.171833%
97	60895	American United Life Ins Co	10,282,331	79,592,968	6,260,714	82,774	0	96,218,787	0.171581%
98	91626	New England Life Ins Co	42,713,631	28,032,993	1,676,047	1,901	23,465,070	95,889,642	0.170994%
99	61395	Beneficial Life Ins Co	56,247,487	39,424,800	69,836	169	0	95,742,292	0.170731%
100	66605	Peoples Benefit Life Ins Co	13,422,658	75,209,476	5,778,535	7,550	0	94,418,219	0.168370%
101	60410	American Fidelity Assur Co	15,455,515	22,578,684	55,319,537	483,675	0	93,837,411	0.167334%
102	62510	Equitrust Life Ins Co	11,146	92,343,810	0	0	0	92,354,956	0.164691%
103	88668	Mutual Of Amer Life Ins Co	902,266	129,793	432,038	6,807	90,007,377	91,478,281	0.163128%
104	65536	Genworth Life & Annuity Ins Co	14,041,143	66,008,552	8,179,695	0	0	88,229,390	0.157334%
105	66281	Monumental Life Ins Co	20,634,602	141,666	37,330,811	8,716	26,619,653	84,735,448	0.151103%
106	66974	North American Co Life & Hlth Ins	66,501,014	16,739,719	9,336	680,948	0	83,931,017	0.149669%
107	62626	Cuna Mut Ins Society	19,118,823	38,587,168	23,811,516	11,405	0	81,528,912	0.145385%
108	60142	TIAA Cref Life Ins Co	2,530,171	11,282,474	515,090	64,189,556	0	78,517,291	0.140015%
109	91642	Forethought Life Ins Co	75,743,231	1,549	0	0	0	75,744,780	0.135071%
110	70106	United States Life Ins Co In NYC	23,517,651	4,000	51,348,392	0	0	74,870,043	0.133511%
111	66087	Mid West Natl Life Ins Co Of TN	1,990,900	91,848	71,365,141	483	0	73,448,372	0.130976%
112	65021	Stonebridge Life Ins Co	20,108,348	0	52,067,229	0	0	72,175,577	0.128706%
113	67172	Ohio Natl Life Ins Co	7,700,842	53,592,110	1,325,136	1,175,356	7,882,631	71,676,075	0.127815%
114	65749	Cuna Mut Life Ins Co	4,675,341	65,640,087	829,330	0	0	71,144,758	0.126868%
115	79022	Merrill Lynch Life Ins Co	2,543,086	66,014,079	0	0	0	68,557,165	0.122254%
116	66850	National Western Life Ins Co	3,511,626	62,862,703	0	1,085,001	30,727	67,490,057	0.120351%
117	94285	Empire General Life Assur Corp	66,660,947	0	0	0	0	66,660,947	0.118872%
118	66842	AIG Life Ins Co	25,960,705	7,750,681	31,568,021	370,434	0	65,649,841	0.117069%
119	65900	Conseco Life Ins Co	64,502,583	603,428	417,918	0	0	65,523,929	0.116845%
120	60053	Kaiser Permanente Ins Co	0	0	65,370,019	0	0	65,370,019	0.116570%

2005 CALIFORNIA LIFE & ANNUITY MARKET SHARE REPORT

Premiums Written During The Calendar Year

Sorted By Market Share

Record Count	Company Code	Company Name	Life Insurance	Annuity Considerations	Accident And Health	Deposit	Other Considerations	Total	Market Share
						Type Contract Funds			
121	64130	Life Investors Ins Co Of Amer	19,974,371	6,357,868	35,417,327	62,539	0	61,812,105	0.110226%
122	67644	Penn Mut Life Ins Co	39,867,136	1,093,062	1,751,397	2,418,224	16,131,616	61,261,435	0.109244%
123	67814	Phoenix Life Ins Co	42,514,180	571,319	493,838	16,412,791	0	59,992,128	0.106980%
124	80926	Genworth Life & Health Ins Co	12,222,370	0	47,682,870	0	0	59,905,240	0.106825%
125	62146	Combined Ins Co Of Amer	6,089,045	0	53,249,360	0	0	59,338,405	0.105814%
126	61301	Ameritas Life Ins Corp	6,349,072	4,667,260	32,763,425	11,807,220	0	55,586,977	0.099125%
127	93548	PHL Variable Ins Co	38,099,518	16,846,374	0	0	0	54,945,892	0.097982%
128	65765	Reassure America Life Ins Co	37,326,069	88,914	16,748,617	0	0	54,163,600	0.096587%
129	64645	Indianapolis Life Ins Co	48,261,608	2,679,146	216,257	2,918,147	0	54,075,158	0.096429%
130	78077	Mony Life Ins Co Of Amer	43,215,489	9,951,121	0	0	0	53,166,610	0.094809%
131	63207	Chase Ins Life and Annuity Co	48,664,819	4,146,502	0	0	0	52,811,321	0.094175%
132	60237	Premier Access Ins Co	0	0	51,404,779	0	0	51,404,779	0.091667%
133	67598	Paul Revere Life Ins Co	1,259,720	0	49,259,482	8,063	0	50,527,265	0.090102%
134	94250	Banner Life Ins Co	50,380,265	515	478	0	0	50,381,258	0.089842%
135	66680	National Life Ins Co	33,894,407	10,392,870	4,628,182	0	0	48,915,459	0.087228%
136	71412	Mutual Of Omaha Ins Co	0	0	48,776,572	0	0	48,776,572	0.086980%
137	69051	Standard Life Ins Co Of IN	510,478	16,331,227	0	28,967,356	0	45,809,061	0.081688%
138	69744	Union Labor Life Ins Co	8,098,636	154,866	35,947,070	0	0	44,200,572	0.078820%
139	92916	United American Ins Co	2,566,988	368,710	41,073,844	0	0	44,009,542	0.078479%
140	70580	Humanadental Ins Co	320,723	130,236	43,447,683	0	0	43,898,642	0.078282%
141	63282	Penn Treaty Network Amer Ins Co	175,224	0	43,649,058	0	0	43,824,282	0.078149%
142	67989	American Memorial Life Ins Co	41,753,294	1,110,654	(984)	0	0	42,862,964	0.076435%
143	60577	American Income Life Ins Co	37,474,801	1,376	5,010,247	0	0	42,486,424	0.075763%
144	80314	Unicare Life & Health Ins Co	7,845,451	0	34,302,582	0	0	42,148,033	0.075160%
145	62413	Continental Assur Co	17,345,213	(126,833)	24,749,205	3,732	0	41,971,317	0.074845%
146	93661	Annuity Investors Life Ins Co	0	41,102,609	0	830,060	0	41,932,669	0.074776%
147	79014	Safehealth Life Ins Co	0	0	41,057,012	0	0	41,057,012	0.073214%
148	81264	Nippon Life Ins Co Of Amer	1,187,312	0	39,001,966	0	0	40,189,278	0.071667%
149	67652	First Penn Pacific Life Ins Co	37,360,241	1,207,421	9,524	0	0	38,577,186	0.068792%
150	68225	Nationwide Life Ins Co of Amer	35,382,764	86,110	209,491	2,617,220	0	38,295,585	0.068290%

2005 CALIFORNIA LIFE & ANNUITY MARKET SHARE REPORT

Premiums Written During The Calendar Year

Sorted By Market Share

Record Count	Company Code	Company Name	Life Insurance	Annuity Considerations	Accident And Health	Deposit Type		Market Share	
						Contract Funds	Other Considerations		
151	66672	American Gen Life & Acc Ins Co	27,420,425	9,327,662	1,494,281	0	0	38,242,368	0.068195%
152	64017	Jefferson Natl Life Ins Co	2,401,120	33,628,381	127,470	696,162	0	36,853,133	0.065718%
153	74780	Integrity Life Ins Co	39,251	35,645,842	0	0	0	35,685,093	0.063635%
154	97721	Thrivent Life Ins Co	3,393,372	31,221,814	0	0	0	34,615,186	0.061727%
155	97268	Pacific Life & Annuity Co	(1,496,554)	1,407,339	33,285,953	790,620	100,000	34,087,358	0.060786%
156	69477	Time Ins Co	2,409,660	0	30,579,972	323,875	0	33,313,507	0.059406%
157	91472	Globe Life & Accident Ins Co	30,467,292	1,089	2,755,360	0	0	33,223,741	0.059246%
158	70939	Gerber Life Ins Co	16,633,395	0	16,314,048	0	0	32,947,443	0.058753%
159	92657	Nationwide Life And Annuity Ins Co	16,521,116	317,973	0	0	15,906,441	32,745,530	0.058393%
160	72125	Physicians Life Ins Co	16,499,716	13,109,620	101,962	2,653,770	0	32,365,068	0.057715%
161	66370	Mony Life Ins Co	25,374,810	594,479	5,167,850	0	0	31,137,139	0.055525%
162	60682	Conseco Ins Co	2,361,951	28,253,607	411,565	0	0	31,027,123	0.055329%
163	65242	Lafayette Life Ins Co	22,551,161	7,905,518	124,037	429,076	0	31,009,792	0.055298%
164	76325	Conseco Senior Health Ins Co	234,078	317	30,220,015	0	0	30,454,410	0.054307%
165	89206	Ohio Natl Life Assur Corp	27,020,605	0	2,536,570	0	0	29,557,175	0.052707%
166	84514	Industrial Alliance Pacific US Branc	11,724,971	71,386	0	17,626,553	0	29,422,910	0.052468%
167	97977	Ameritas Variable Life Ins Co	17,503,223	11,215,900	0	444,229	0	29,163,352	0.052005%
168	92711	HCC Life Ins Co	1,847,388	150,798	26,736,389	0	0	28,734,575	0.051241%
169	61492	Business Mens Assur Co Of Amer	2,551,004	23,229,355	1,634,807	14,913	0	27,430,079	0.048914%
170	60534	American Heritage Life Ins Co	4,341,890	111,858	22,862,256	0	0	27,316,004	0.048711%
171	99937	Columbus Life Ins Co	26,003,351	104,775	22,123	0	0	26,130,249	0.046596%
172	69930	United Ins Co Of Amer	25,257,478	600	722,497	0	0	25,980,575	0.046330%
173	65927	Lincoln Heritage Life Ins Co	24,891,941	237,888	32,160	0	0	25,161,989	0.044870%
174	90557	Kemper Investors Life Ins Co	3,789,202	17,327,986	2,847	4,012,727	0	25,132,762	0.044818%
175	93564	Paragon Life Ins Co	24,687,472	0	0	0	0	24,687,472	0.044024%
176	70661	Chase Ins Life Co	22,941,031	0	0	0	0	22,941,031	0.040909%
177	92622	Western Southern Life Assur Co	4,158,787	18,684,910	0	50,000	0	22,893,697	0.040825%
178	84530	US Financial Life Ins Co	22,458,803	0	0	0	0	22,458,803	0.040049%
179	69310	Surety Life Ins Co	21,141,127	1,218,080	34,186	0	0	22,393,393	0.039933%
180	64505	Homesteaders Life Co	21,964,549	315,567	0	0	0	22,280,116	0.039731%

2005 CALIFORNIA LIFE & ANNUITY MARKET SHARE REPORT

Premiums Written During The Calendar Year

Sorted By Market Share

Record Count	Company Code	Company Name	Life Insurance	Annuity Considerations	Accident And Health	Deposit Type Contract Funds	Other Considerations	Total	Market Share
181	64211	Guarantee Trust Life Ins Co	5,320,025	32,085	15,621,093	93,423	0	21,066,626	0.037567%
182	87750	Mayflower Natl Life Ins Co	21,044,034	0	0	0	0	21,044,034	0.037527%
183	71480	Great Western Ins Co	20,593,927	413,147	0	0	0	21,007,074	0.037461%
184	94471	Americom Life & Annuity Ins Co	1,443,124	19,209,068	30,017	0	0	20,682,209	0.036881%
185	93777	Household Life Ins Co	9,606,486	0	9,883,595	0	0	19,490,081	0.034755%
186	73288	Humana Ins Co	1,147,508	0	18,283,312	0	0	19,430,820	0.034650%
187	68810	Sentry Life Ins Co	2,228,875	16,635,043	506,749	1,884	0	19,372,551	0.034546%
188	61425	Trustmark Ins Co	10,935,780	22,754	8,397,305	0	0	19,355,839	0.034516%
189	65129	Kansas City Life Ins Co	11,925,121	4,335,154	237,821	84,514	1,945,073	18,527,683	0.033039%
190	93440	HM Llife Ins Co	3,750,211	0	14,374,755	0	0	18,124,966	0.032321%
191	71870	Fidelity Security Life Ins Co	2,311,409	406,298	15,387,365	0	0	18,105,072	0.032286%
192	67601	Paul Revere Variable Annuity Ins Co	364,183	0	0	16,915,144	0	17,279,327	0.030813%
193	93653	American Partners Life Ins Co	1,587	15,817,708	0	0	0	15,819,295	0.028210%
194	80578	Physicians Mut Ins Co	0	0	15,557,893	0	0	15,557,893	0.027743%
195	62596	Union Fidelity Life Ins Co	5,380,175	37,281	9,969,938	0	0	15,387,394	0.027439%
196	66583	National Guardian Life Ins Co	14,548,830	146,091	491,732	0	0	15,186,653	0.027081%
197	70319	Washington Natl Ins Co	4,880,127	154,146	9,663,813	1,312	0	14,699,398	0.026213%
198	78174	Conseco Health Ins Co	136,261	0	14,349,664	0	0	14,485,925	0.025832%
199	71439	Assurity Life Ins Co	8,968,912	1,010,538	4,470,748	0	0	14,450,198	0.025768%
200	60038	Acacia Life Ins Co	10,621,963	1,210,484	8,035	2,528,350	0	14,368,832	0.025623%
201	67539	Pan American Life Ins Co	1,283,662	39,580	12,851,365	0	0	14,174,607	0.025277%
202	94099	United Investors Life Ins Co	12,385,104	83,794	0	1,560,766	0	14,029,664	0.025018%
203	81353	NYLife Ins Co Of AZ	13,965,602	0	0	0	0	13,965,602	0.024904%
204	68721	Security Life Ins Co Of Amer	2,873,110	18,391	11,031,476	0	0	13,922,977	0.024828%
205	69078	Standard Security Life Ins Co Of NY	11,337	0	13,768,479	0	0	13,779,816	0.024573%
206	71129	Fort Dearborn Life Ins Co	6,751,204	3,429,880	3,030,642	205,563	0	13,417,289	0.023926%
207	62286	Golden Rule Ins Co	7,831,334	4,395,816	1,110,029	0	0	13,337,179	0.023783%
208	90212	Great Southern Life Ins Co	8,291,049	4,429,628	138,999	469,000	0	13,328,676	0.023768%
209	69116	State Life Ins Co	4,502,744	795,152	8,019,433	0	0	13,317,329	0.023748%
210	64939	Investors Ins Corp	13,270	13,236,478	0	0	0	13,249,748	0.023627%

2005 CALIFORNIA LIFE & ANNUITY MARKET SHARE REPORT

Premiums Written During The Calendar Year

Sorted By Market Share

Record Count	Company Code	Company Name	Life Insurance	Annuity Considerations	Accident And Health	Deposit Type Contract Funds	Other Considerations	Total	Market Share
211	74268	Hartford Life Grp Ins Co	4,746,542	0	8,351,455	0	0	13,097,997	0.023357%
212	69256	Sunamerica Life Ins Co	8,560,411	4,459,487	37,059	0	0	13,056,957	0.023284%
213	62065	Colonial Penn Life Ins Co	12,436,099	0	570,060	0	0	13,006,159	0.023193%
214	87963	National Teachers Assoc Life Ins Co	5,216	0	12,886,524	0	0	12,891,740	0.022989%
215	84824	Allmerica Financial Life & Annuity	7,085,427	4,093,669	1,351,721	0	0	12,530,817	0.022345%
216	61182	Aurora Natl Life Assur Co	12,670,154	0	0	(184,963)	0	12,485,191	0.022264%
217	60275	American Bankers Life Assur Co Of F	4,351,527	25,840	7,536,084	0	0	11,913,451	0.021245%
218	69272	Sunset Life Ins Co Of Amer	11,072,763	523,339	3,680	355	0	11,600,137	0.020686%
219	70416	MML Bay State Life Ins Co	11,349,167	0	0	0	0	11,349,167	0.020238%
220	90638	Best Life And Health Ins Co	309,857	0	11,025,273	0	0	11,335,130	0.020213%
221	80659	US Bus of the Canada Life Assur Co	8,788,848	365,871	1,548,217	0	0	10,702,936	0.019086%
222	98884	Union Security Life Ins Co	4,115,454	0	6,401,858	0	0	10,517,312	0.018755%
223	65331	Liberty Natl Life Ins Co	10,257,565	1,701	91,973	0	0	10,351,239	0.018459%
224	97136	Metropolitan Tower Life Ins Co	10,241,221	25,200	0	0	0	10,266,421	0.018307%
225	69914	Sears Life Ins Co	2,561,521	0	7,588,379	0	0	10,149,900	0.018100%
226	86355	Standard Life & Accident Ins Co	1,789,138	310,141	7,726,949	0	0	9,826,228	0.017523%
227	64343	Pacific Guardian Life Ins Co Ltd	8,803,688	16,466	63,339	587,916	0	9,471,409	0.016890%
228	60232	AGL Life Assur Co	69,638	9,289,026	0	0	0	9,358,664	0.016689%
229	67369	Alta Health & Life Ins Co	4,680,592	0	4,547,073	0	0	9,227,665	0.016455%
230	65951	Merit Life Ins Co	4,176,043	0	5,024,282	0	0	9,200,325	0.016406%
231	68373	American Gen Assur Co	4,322,425	0	4,681,366	0	0	9,003,791	0.016056%
232	70483	Western & Southern Life Ins Co	8,606,767	50	309,199	0	0	8,916,016	0.015899%
233	80675	US Bus of Crown Life Ins Co	8,004,497	150	791,023	0	0	8,795,670	0.015685%
234	63479	United Teacher Assoc Ins Co	125,953	4,891,579	3,708,323	0	0	8,725,855	0.015560%
235	66427	MTL Ins Co	7,755,847	723,422	55,124	54,023	0	8,588,416	0.015315%
236	64513	Horace Mann Life Ins Co	2,744,610	5,778,426	50,196	0	0	8,573,232	0.015288%
237	63983	United Heritage Life Ins Co	3,712,687	4,318,091	36,138	178,917	0	8,245,833	0.014704%
238	63924	Golden State Mut Life Ins Co	5,206,754	2,885,582	151,827	0	0	8,244,163	0.014701%
239	65323	Liberty Life Ins Co	2,498,779	840	5,571,927	1,373	0	8,072,919	0.014396%
240	67911	Pioneer Mut Life Ins Co	7,802,413	159,761	0	0	0	7,962,174	0.014198%

2005 CALIFORNIA LIFE & ANNUITY MARKET SHARE REPORT

Premiums Written During The Calendar Year

Sorted By Market Share

Record Count	Company Code	Company Name	Life Insurance	Annuity Considerations	Accident And Health	Deposit Type Contract Funds	Other Considerations	Total	Market Share
241	61360	Reliastar Life Ins Co Of NY	5,716,101	42,483	2,087,821	0	0	7,846,405	0.013992%
242	63258	Federated Life Ins Co	5,632,060	39,919	2,032,346	0	0	7,704,325	0.013739%
243	81027	Veterans Life Ins Co	6,348,733	0	1,119,693	0	0	7,468,426	0.013318%
244	68764	Security Financial Life Ins Co	5,074,165	78,981	1,784,073	467,222	0	7,404,441	0.013204%
245	63967	Government Personnel Mut Life Ins C	6,984,527	64,579	24,224	0	0	7,073,330	0.012613%
246	61476	Boston Mut Life Ins Co	4,493,036	0	2,569,141	0	0	7,062,177	0.012594%
247	61832	Chesapeake Life Ins Co	5,749,589	227,346	1,075,992	119	0	7,053,046	0.012577%
248	67660	Pennsylvania Life Ins Co	1,303,726	725,782	4,967,636	0	0	6,997,144	0.012478%
249	67083	Manhattan Natl Life Ins Co	6,874,823	10,712	0	0	0	6,885,535	0.012279%
250	77879	5 Star Life Ins Co	6,621,989	0	196,364	0	0	6,818,353	0.012159%
251	91391	Southwestern Life Ins Co	6,668,640	35,224	30,032	0	0	6,733,896	0.012008%
252	84786	Colorado Bankers Life Ins Co	4,025,699	1,898,055	552,136	248,100	0	6,723,990	0.011990%
253	62863	Trustmark Life Ins Co	409,741	0	5,984,495	0	0	6,394,236	0.011402%
254	80896	Centre Life Ins Co	0	0	6,098,630	0	0	6,098,630	0.010875%
255	69000	Northwestern Long Term Care Ins Co	0	0	6,049,146	0	0	6,049,146	0.010787%
256	63290	Fidelity Life Assn	6,023,055	0	0	0	0	6,023,055	0.010741%
257	84174	Employees Life Co Mut	686,290	2,584,637	0	2,729,142	0	6,000,069	0.010700%
258	93459	Pan American Assur Co	5,777,362	0	0	0	0	5,777,362	0.010302%
259	63053	Family Life Ins Co	5,482,297	15,535	0	0	0	5,497,832	0.009804%
260	80705	Great West Life Assur Co	3,115,268	0	2,329,673	0	0	5,444,941	0.009710%
261	62057	Jefferson Pilot Lifeamerica Ins Co	112,276	5,223,816	24,255	0	0	5,360,347	0.009559%
262	68594	American Amicable Life Ins Co Of TX	5,211,312	84,920	0	0	0	5,296,232	0.009444%
263	73474	Dentegra Ins Co	0	0	5,279,412	0	0	5,279,412	0.009414%
264	67261	Old Republic Life Ins Co	5,154,400	0	89,898	0	0	5,244,298	0.009352%
265	84522	Auto Club Life Ins Co	4,436,520	629,639	19,503	0	0	5,085,662	0.009069%
266	64238	Guaranty Income Life Ins Co	12,764	4,809,232	80,063	178,655	0	5,080,714	0.009060%
267	60674	American Life & Health Ins Co	6,649	0	4,881,080	0	0	4,887,729	0.008716%
268	67180	Ohio State Life Ins Co	4,804,336	1,701	5,835	5,800	0	4,817,672	0.008591%
269	69833	Lincoln Memorial Life Ins Co	4,772,477	27,941	0	0	0	4,800,418	0.008560%
270	68039	Presidential Life Ins Co	980,599	2,707,716	0	901,011	0	4,589,326	0.008184%

2005 CALIFORNIA LIFE & ANNUITY MARKET SHARE REPORT

Premiums Written During The Calendar Year

Sorted By Market Share

Record Count	Company Code	Company Name	Life Insurance	Annuity Considerations	Accident And Health	Deposit Type Contract Funds	Other Considerations	Total	Market Share
271	61751	Central States H & L Co Of Omaha	2,976,354	0	1,200,826	30	0	4,177,210	0.007449%
272	67695	Federal Home Life Ins Co	1,928,069	80,444	1,961,889	0	0	3,970,402	0.007080%
273	66265	Monarch Life Ins Co	335,829	600	3,596,192	0	0	3,932,621	0.007013%
274	60518	American Health & Life Ins Co	1,105,134	0	2,786,790	35,760	0	3,927,684	0.007004%
275	61875	Church Life Ins Corp	755,887	2,943,904	0	175,172	0	3,874,963	0.006910%
276	65110	Kanawha Ins Co	107,702	0	3,765,777	0	0	3,873,479	0.006907%
277	61069	Anthem Life Ins Co	3,704,515	0	10,992	0	0	3,715,507	0.006626%
278	68772	Security Mut Life Ins Co Of NY	2,653,882	422,303	349,480	1,432	0	3,427,097	0.006111%
279	65080	John Alden Life Ins Co	1,649,930	105,455	1,614,801	0	0	3,370,186	0.006010%
280	63657	Garden State Life Ins Co	3,320,645	0	9,013	0	0	3,329,658	0.005938%
281	65722	Loyal American Life Ins Co	317,401	1,264,720	1,697,874	42,704	0	3,322,699	0.005925%
282	63487	Investors Life Ins Co North Amer	2,697,875	552,191	4,821	50,661	0	3,305,548	0.005895%
283	69396	Texas Life Ins Co	3,251,381	0	0	0	0	3,251,381	0.005798%
284	72222	Amica Life Ins Co	3,075,988	154,847	0	0	0	3,230,835	0.005761%
285	80799	Celtic Ins Co	1,810	0	3,198,757	0	0	3,200,567	0.005707%
286	67032	North Carolina Mut Life Ins Co	31,581	0	3,112,136	0	0	3,143,717	0.005606%
287	68160	Balboa Life Ins Co	785,679	0	2,353,756	0	0	3,139,435	0.005598%
288	60607	American Intl Life Assr Co NY	2,088,889	544,723	486,678	0	0	3,120,290	0.005564%
289	60445	Sagicor Life Ins Co	1,335,185	1,769,741	10,803	0	0	3,115,729	0.005556%
290	61212	Baltimore Life Ins Co	2,961,970	0	128,531	0	0	3,090,501	0.005511%
291	61409	National Benefit Life Ins Co	2,929,038	0	154,371	0	0	3,083,409	0.005498%
292	76236	Cincinnati Life Ins Co	2,760,332	167,986	68,416	0	0	2,996,734	0.005344%
293	69566	Trans World Assur Co	2,884,655	91,297	0	0	0	2,975,952	0.005307%
294	67199	Old American Ins Co	2,633,004	0	336,719	0	0	2,969,723	0.005296%
295	82538	National Health Ins Co	1,634	1,990,328	964,364	0	0	2,956,326	0.005272%
296	67059	North Coast Life Ins Co	2,200,183	289,936	385,014	0	0	2,875,133	0.005127%
297	63495	First Investors Life Ins Co	2,016,937	791,294	141	0	0	2,808,372	0.005008%
298	60046	Academy Life Ins Co	2,354,310	3,500	42,634	386,296	0	2,786,740	0.004969%
299	63223	Federal Life Ins Co	2,444,070	99,775	53,806	21,358	0	2,619,009	0.004670%
300	71471	Medico Life Ins Co	70,850	0	2,514,759	0	0	2,585,609	0.004611%

2005 CALIFORNIA LIFE & ANNUITY MARKET SHARE REPORT

Premiums Written During The Calendar Year

Sorted By Market Share

Record Count	Company Code	Company Name	Life Insurance	Annuity Considerations	Accident And Health	Deposit Type Contract Funds	Other Considerations	Total	Market Share
301	69701	Union Bankers Ins Co	832,157	1,703	1,750,809	0	0	2,584,669	0.004609%
302	68047	Professional Ins Co	44,173	0	2,495,092	0	0	2,539,265	0.004528%
303	68802	Sentinel Security Life Ins Co	2,536,167	0	0	603	0	2,536,770	0.004524%
304	70173	Universal Underwriters Life Ins Co	2,536,057	0	(171)	0	0	2,535,886	0.004522%
305	65781	Madison Natl Life Ins Co Inc	1,028,448	897,991	491,573	0	0	2,418,012	0.004312%
306	62880	AXA Life & Annuity Co	2,226,590	0	0	0	0	2,226,590	0.003971%
307	62928	EMC Natl Life Co	1,659,458	83,656	373,515	77,800	0	2,194,429	0.003913%
308	71730	Continental American Ins Co	188,441	0	2,001,981	0	0	2,190,422	0.003906%
309	66419	Mutual Service Life Ins Co	1,768,477	254,718	0	0	125,667	2,148,862	0.003832%
310	71331	Careamerica Life Ins Co	1,828,556	0	173,793	0	0	2,002,349	0.003571%
311	67148	Occidental Life Ins Co Of NC	1,924,188	16,294	0	0	0	1,940,482	0.003460%
312	93262	Penn Ins & Annuity Co	1,676,607	0	0	0	245,256	1,921,863	0.003427%
313	60836	American Republic Ins Co	995,562	0	862,095	0	0	1,857,657	0.003313%
314	67784	Philadelphia American Life Ins Co	7,598	0	1,705,900	0	0	1,713,498	0.003056%
315	76023	Columbian Life Ins Co	1,652,022	0	30,171	0	0	1,682,193	0.003000%
316	77720	Columbia Universal Life Ins Co	1,392,141	233,746	4,772	0	0	1,630,659	0.002908%
317	60429	American Fidelity Life Ins Co	1,535,960	69,002	0	0	0	1,604,962	0.002862%
318	71404	Continental General Ins Co	296,939	60,927	1,209,715	0	0	1,567,581	0.002795%
319	69140	First Allmerica Fin Life Ins Co	1,412,635	(27,990)	126,508	0	0	1,511,153	0.002695%
320	69922	United Home Life Ins Co	1,413,552	832	69,313	0	0	1,483,697	0.002646%
321	66540	National Farmers Union Life Ins Co	1,465,593	11,369	0	152	0	1,477,114	0.002634%
322	62383	Centurion Life Ins Co	105,516	1,056,450	315,078	0	0	1,477,044	0.002634%
323	31119	Medico Ins Co	0	0	1,476,259	0	0	1,476,259	0.002633%
324	93513	MetLife Investors Ins Co	136,132	1,287,460	0	0	0	1,423,592	0.002539%
325	70750	Nationwide Life & Ann Co of Amer	710,366	668,185	0	0	0	1,378,551	0.002458%
326	84697	American Specialty Hlth Ins Co	0	0	1,353,106	0	0	1,353,106	0.002413%
327	60003	Park Avenue Life Ins Co	1,247,008	0	0	0	0	1,247,008	0.002224%
328	65870	Manhattan Life Ins Co	1,215,239	0	0	0	0	1,215,239	0.002167%
329	60399	American Family Life Ins Co	1,187,844	5,325	0	0	0	1,193,169	0.002128%
330	78301	Westward Life Ins Co	(8,801)	0	1,182,906	0	0	1,174,105	0.002094%

2005 CALIFORNIA LIFE & ANNUITY MARKET SHARE REPORT

Premiums Written During The Calendar Year

Sorted By Market Share

Record Count	Company Code	Company Name	Life Insurance	Annuity Considerations	Accident And Health	Deposit Type Contract Funds	Other Considerations	Total	Market Share
331	61883	Central United Life Ins Co	150,466	0	1,012,345	0	0	1,162,811	0.002074%
332	98205	National Foundation Life Ins Co	20,860	0	1,135,422	0	0	1,156,282	0.002062%
333	80985	BCS Life Ins Co	1,083,197	0	56,278	11,101	0	1,150,576	0.002052%
334	65811	American Modern Life Ins Co	598,078	0	528,067	0	0	1,126,145	0.002008%
335	87645	United Fidelity Life Ins Co	1,061,125	36,863	0	4,601	0	1,102,589	0.001966%
336	60704	American Life Ins Co of NY	1,059,876	0	23,971	0	0	1,083,847	0.001933%
337	71714	Berkshire Life Ins Co of Amer	312,637	0	739,188	0	0	1,051,825	0.001876%
338	62421	Annuity & Life Reassur Amer Inc	948,444	0	0	0	0	948,444	0.001691%
339	68543	Liberty Bankers Life Ins Co	14,151	888,515	0	0	0	902,666	0.001610%
340	64580	Illinois Mut Life Ins Co	104,695	536,910	189,077	0	0	830,682	0.001481%
341	71773	American Natl Life Ins Co Of TX	230,039	0	584,497	0	0	814,536	0.001453%
342	61506	Resource Life Ins Co	255,003	0	518,284	0	0	773,287	0.001379%
343	77968	Family Heritage Life Ins Co Of Amer	0	0	716,671	0	0	716,671	0.001278%
344	70629	World Ins Co	60,900	4,360	628,807	0	0	694,067	0.001238%
345	90328	First Health Life & Health Ins Co	26,183	0	645,316	0	0	671,499	0.001197%
346	70874	Allstate Life Ins Co Of NY	475,756	135,462	8,052	0	0	619,270	0.001104%
347	62634	Delaware American Life Ins Co	553,313	0	34,042	0	0	587,355	0.001047%
348	97764	Idealife Ins Co	520,346	4,251	20,188	3,447	0	548,232	0.000978%
349	81213	American Maturity Life Ins Co	0	463,551	0	0	45,298	508,849	0.000907%
350	90956	National Financial Ins Co	0	0	489,072	0	0	489,072	0.000872%
351	76112	Oxford Life Ins Co	271,098	88,906	100,136	0	0	460,140	0.000821%
352	69485	Security Natl Life Ins Co	370,333	42,031	9,683	1,049	0	423,096	0.000754%
353	89184	Sterling Investors Life Ins Co	409,647	4,869	582	0	0	415,098	0.000740%
354	97179	American Medical Security Life InsCo	359,369	0	47,115	0	0	406,484	0.000725%
355	69515	Medamerica Ins Co	0	0	390,563	0	0	390,563	0.000696%
356	66109	Midwestern United Life Ins Co	377,000	330	0	0	0	377,330	0.000673%
357	86126	Members Life Ins Co	357,109	0	226	0	0	357,335	0.000637%
358	93610	Manulife Ins Co	335,167	0	0	0	0	335,167	0.000598%
359	67873	Pioneer American Ins Co	326,759	3,253	0	0	0	330,012	0.000588%
360	60291	American Capitol Ins Co	274,485	0	52,869	0	0	327,354	0.000584%

2005 CALIFORNIA LIFE & ANNUITY MARKET SHARE REPORT

Premiums Written During The Calendar Year

Sorted By Market Share

Record Count	Company Code	Company Name	Life Insurance	Annuity Considerations	Accident And Health	Deposit Type Contract Funds	Other Considerations	Total	Market Share
361	69647	Molina Healthcare Ins Co	316,622	3,022	0	0	0	319,644	0.000570%
362	62359	Constitution Life Ins Co	252,943	0	47,259	0	0	300,202	0.000535%
363	62103	Columbian Mut Life Ins Co	258,108	750	245	0	0	259,103	0.000462%
364	81426	Commercial Travelers Mut Ins Co	0	0	254,816	0	0	254,816	0.000454%
365	80322	Citicorp Life Ins Co	73,098	101,600	66,121	0	0	240,819	0.000429%
366	60183	S USA Life Ins Co Inc	231,555	0	2,228	0	0	233,783	0.000417%
367	72850	United World Life Ins Co	230,635	0	2,739	0	0	233,374	0.000416%
368	68284	Pyramid Life Ins Co	37,016	0	185,863	0	0	222,879	0.000397%
369	62345	Berkshire Hathaway Life Ins Co NE	0	115,000	0	100,000	0	215,000	0.000383%
370	61700	Renaissance L & H Ins Co of Amer	182,262	0	17,607	50	0	199,919	0.000357%
371	67393	Ozark Natl Life Ins Co	192,996	3,384	2,548	0	0	198,928	0.000355%
372	70114	Unity Mut Life Ins Co	166,850	9,097	2,299	0	0	178,246	0.000318%
373	68446	Scor Life Ins Co	76,359	79,363	7,032	0	0	162,754	0.000290%
374	71420	Sierra Health & Life Ins Co Inc	2,588	0	141,234	0	0	143,822	0.000256%
375	67946	Pioneer Security Life Ins Co	141,131	2,195	0	0	0	143,326	0.000256%
376	81060	Canada Life Ins Co Of Amer	67,155	75,581	0	0	0	142,736	0.000255%
377	81612	Pacific Union Assur Co	135,904	0	0	0	0	135,904	0.000242%
378	98213	Financial Benefit Life Ins Co	0	300	0	127,109	0	127,409	0.000227%
379	97241	NGL American Life Ins Co	123,635	0	1,942	0	0	125,577	0.000224%
380	86371	Ullico Life Ins Co	122,988	0	0	0	0	122,988	0.000219%
381	92444	Doctors Life Ins Co	91,627	17,030	0	0	0	108,657	0.000194%
382	76791	Old West Annuity & Life Ins Co	0	82,491	0	0	0	82,491	0.000147%
383	91693	United Family Life Ins Co	73,182	1,570	844	204	0	75,800	0.000135%
384	69698	New Era Life Ins Co Of Midwest	47,483	12,103	0	14,595	0	74,181	0.000132%
385	68357	Reliable Life Ins Co	69,075	0	1,171	0	0	70,246	0.000125%
386	88536	Protective Life And Annuity Ins Co	64,894	0	190	0	0	65,084	0.000116%
387	61808	Charter Natl Life Ins Co	188	64,335	0	0	0	64,523	0.000115%
388	94188	Lifewise Assur Co	39,211	0	7,617	0	0	46,828	0.000084%
389	81779	Individual Assur Co Life Hlth & Acc	2,004	0	44,270	0	0	46,274	0.000083%
390	90581	Symetra Natl Life Ins Co	44,624	0	0	0	0	44,624	0.000080%

2005 CALIFORNIA LIFE & ANNUITY MARKET SHARE REPORT

Premiums Written During The Calendar Year

Sorted By Market Share

Record Count	Company Code	Company Name	Life Insurance	Annuity Considerations	Accident And Health	Deposit Type Contract Funds	Other Considerations	Total	Market Share
391	93246	Sage Life Assur Of Amer Inc	0	0	0	0	34,454	34,454	0.000061%
392	63738	Utica Natl Life Ins Co	25,269	3,000	0	0	0	28,269	0.000050%
393	85561	Perico Life Ins Co	1,490	0	25,788	0	0	27,278	0.000049%
394	74004	Family Service Life Ins Co	17,637	681	0	0	0	18,318	0.000033%
395	70157	Universal Life Ins Co	12,880	0	1,219	0	0	14,099	0.000025%
396	90344	Keystone State Life Ins Co	13,874	0	0	0	0	13,874	0.000025%
397	93742	Securian Life Ins Co	12,349	600	0	0	0	12,949	0.000023%
398	78743	New Era Life Ins Co	3,742	127	2,906	567	0	7,342	0.000013%
399	62154	Fremont Life Ins Co	1,634	3,379	0	0	0	5,013	0.000009%
400	64890	Investors Guaranty Life Ins Co	2,835	0	0	0	0	2,835	0.000005%
401	67164	Chase Life & Annuity Co	994	0	1,369	0	0	2,363	0.000004%
402	70955	USA Life One Ins Co Of IN	2,219	0	0	0	0	2,219	0.000004%
403	70866	Allstate Assur Co	0	2,100	0	0	0	2,100	0.000004%
404	76694	London Life Reins Co	0	0	1,119	0	0	1,119	0.000002%
405	81078	American Network Ins Co	0	0	837	0	0	837	0.000001%
406	64696	First Continental Life & Acc	619	0	0	0	0	619	0.000001%
407	76007	Old United Life Ins Co	400	0	0	0	0	400	0.000001%
408	64394	Heritage Life Ins Co	179	0	0	0	0	179	0.000000%
	Totals:		13,303,078,871	19,377,692,367	10,678,446,760	3,911,592,565	8,806,955,878	56,077,766,441	100.000000%

California Life & Annuity Market Share Report
Premiums Written During Calendar Year 2005
Line of Business: LIFE INSURANCE
Sorted By Market Share

Record Count	Company Code	Company Name	Written Premium	Market Share
1	65978	Metropolitan Life Ins Co	808,592,392	6.077547%
2	66915	New York Life Ins Co	591,227,229	4.443786%
3	67091	Northwestern Mut Life Ins Co	583,188,512	4.383365%
4	68241	Prudential Ins Co Of Amer	558,945,999	4.201153%
5	67466	Pacific Life Ins Co	407,819,352	3.065254%
6	60488	American Gen Life Ins Co	398,020,013	2.991601%
7	65838	John Hancock Life Ins Co (USA)	322,570,023	2.424503%
8	65676	Lincoln Natl Life Ins Co	309,607,897	2.327077%
9	69108	State Farm Life Ins Co	299,704,242	2.252639%
10	65935	Massachusetts Mut Life Ins Co	256,845,074	1.930501%
11	65919	Primerica Life Ins Co	242,544,813	1.823017%
12	62944	AXA Equitable Life Ins Co	239,074,029	1.796930%
13	91596	New York Life Ins & Annuity Corp	234,143,586	1.759872%
14	66869	Nationwide Life Ins Co	227,961,480	1.713406%
15	67121	Transamerica Occidental Life Ins Co	227,844,468	1.712526%
16	91413	Western Reserve Life Assur Co of OH	219,173,763	1.647355%
17	63177	Farmers New World Life Ins Co	214,840,906	1.614789%
18	87726	Metlife Ins Co of CT	185,258,708	1.392443%
19	90204	John Hancock Variable Life Ins Co	183,619,260	1.380120%
20	68713	Security Life Of Denver Ins Co	181,806,858	1.366498%
21	88072	Hartford Life Ins Co	178,839,723	1.344196%
22	63401	First Colony Life Ins Co	172,404,505	1.295828%
23	65595	Lincoln Benefit Life Co	170,040,214	1.278057%
24	86231	Transamerica Life Ins Co	167,689,693	1.260390%
25	67105	Reliastar Life Ins Co	161,240,635	1.211918%
26	61271	Principal Life Ins Co	158,606,724	1.192121%
27	67865	Jefferson Pilot Life Ins Co	156,315,859	1.174902%
28	79227	Pruco Life Ins Co	155,977,292	1.172358%
29	80950	Metlife Life & Annuity Co of CT	146,873,726	1.103933%
30	64246	Guardian Life Ins Co Of Amer	138,822,059	1.043415%
31	71153	Hartford Life & Annuity Ins Co	135,201,669	1.016204%
32	60186	Allstate Life Ins Co	127,037,475	0.954840%
33	65005	IDS Life Ins Co	120,917,077	0.908838%
34	65498	Life Ins Co Of North Amer	120,837,659	0.908241%
35	66168	Minnesota Life Ins Co	117,990,615	0.886842%
36	80802	US Branch SunLife Assur Co Of Canada	114,167,847	0.858109%
37	63274	Fidelity & Guaranty Life Ins Co	105,838,200	0.795502%
38	70211	Valley Forge Life Ins Co	102,370,081	0.769435%
39	62235	Unum Life Ins Co Of Amer	100,005,337	0.751661%
40	70335	West Coast Life Ins Co	95,230,160	0.715770%
41	70254	Jefferson Pilot Financial Ins Co	93,650,320	0.703895%
42	68136	Protective Life Ins Co	90,161,072	0.677669%
43	69868	United Of Omaha Life Ins Co	88,043,751	0.661755%
44	63665	General American Life Ins Co	87,374,195	0.656722%
45	69019	Standard Ins Co	81,948,016	0.615938%

California Life & Annuity Market Share Report
Premiums Written During Calendar Year 2005
Line of Business: LIFE INSURANCE
Sorted By Market Share

Record Count	Company Code	Company Name	Written Premium	Market Share
46	91642	Forethought Life Ins Co	75,743,231	0.569302%
47	65056	Jackson Natl Life Ins Co	73,643,851	0.553522%
48	70815	Hartford Life & Accident Ins Co	73,193,869	0.550140%
49	66044	Midland Natl Life Ins Co	71,767,513	0.539419%
50	61689	Amerus Life Ins Co	66,721,191	0.501490%
51	94285	Empire General Life Assur Corp	66,660,947	0.501037%
52	66974	North American Co Life & Hlth Ins	66,501,014	0.499835%
53	60054	Aetna Life Ins Co	65,841,501	0.494878%
54	65900	Conseco Life Ins Co	64,502,583	0.484815%
55	62308	Connecticut General Life Ins Co	63,750,754	0.479164%
56	69663	USAA Life Ins Co	63,003,801	0.473550%
57	70408	Union Security Ins Co	57,781,326	0.434296%
58	61395	Beneficial Life Ins Co	56,247,487	0.422768%
59	65099	John Hancock Life Ins Co	53,454,397	0.401774%
60	94250	Banner Life Ins Co	50,380,265	0.378668%
61	63207	Chase Ins Life and Annuity Co	48,664,819	0.365775%
62	71854	AAA Life Ins Co	48,605,532	0.365329%
63	93432	CM Life Ins Co	48,442,824	0.364106%
64	64645	Indianapolis Life Ins Co	48,261,608	0.362744%
65	60739	American Natl Ins Co	46,858,507	0.352198%
66	62825	BC Life & Health Ins Co	44,083,032	0.331337%
67	68381	Reliance Standard Life Ins Co	43,273,092	0.325249%
68	78077	Mony Life Ins Co Of Amer	43,215,489	0.324817%
69	91626	New England Life Ins Co	42,713,631	0.321044%
70	67814	Phoenix Life Ins Co	42,514,180	0.319545%
71	67989	American Memorial Life Ins Co	41,753,294	0.313826%
72	67644	Penn Mut Life Ins Co	39,867,136	0.299650%
73	93548	PHL Variable Ins Co	38,099,518	0.286364%
74	60577	American Income Life Ins Co	37,474,801	0.281668%
75	67652	First Penn Pacific Life Ins Co	37,360,241	0.280807%
76	65765	Reassure America Life Ins Co	37,326,069	0.280550%
77	68225	Nationwide Life Ins Co of Amer	35,382,764	0.265944%
78	65315	Liberty Life Assur Co Of Boston	35,209,873	0.264645%
79	80837	Union Central Life Ins Co	34,366,208	0.258304%
80	66680	National Life Ins Co	33,894,407	0.254757%
81	91472	Globe Life & Accident Ins Co	30,467,292	0.228998%
82	90611	Allianz Life Ins Co Of North Amer	28,476,964	0.214039%
83	66672	American Gen Life & Acc Ins Co	27,420,425	0.206098%
84	89206	Ohio Natl Life Assur Corp	27,020,605	0.203092%
85	79065	Sun Life Assur Co Of Canada US	26,636,456	0.200205%
86	99937	Columbus Life Ins Co	26,003,351	0.195447%
87	66842	AIG Life Ins Co	25,960,705	0.195126%
88	65528	Life Ins Co Of The Southwest	25,694,762	0.193127%
89	66370	Mony Life Ins Co	25,374,810	0.190722%
90	69345	Teachers Ins & Ann Assoc Of Amer	25,264,306	0.189892%

California Life & Annuity Market Share Report
Premiums Written During Calendar Year 2005
Line of Business: LIFE INSURANCE
Sorted By Market Share

Record Count	Company Code	Company Name	Written Premium	Market Share
91	69930	United Ins Co Of Amer	25,257,478	0.189840%
92	65927	Lincoln Heritage Life Ins Co	24,891,941	0.187093%
93	93564	Paragon Life Ins Co	24,687,472	0.185556%
94	68322	Great West Life & Annuity Ins Co	24,004,896	0.180426%
95	86509	Ing Life Ins & Annuity Co	23,728,176	0.178346%
96	70106	United States Life Ins Co In NYC	23,517,651	0.176764%
97	68195	Provident Life & Accident Ins Co	23,165,344	0.174116%
98	70661	Chase Ins Life Co	22,941,031	0.172430%
99	65242	Lafayette Life Ins Co	22,551,161	0.169499%
100	84530	US Financial Life Ins Co	22,458,803	0.168805%
101	64505	Homesteaders Life Co	21,964,549	0.165090%
102	69310	Surety Life Ins Co	21,141,127	0.158901%
103	87750	Mayflower Natl Life Ins Co	21,044,034	0.158171%
104	66281	Monumental Life Ins Co	20,634,602	0.155094%
105	71480	Great Western Ins Co	20,593,927	0.154788%
106	65021	Stonebridge Life Ins Co	20,108,348	0.151138%
107	64130	Life Investors Ins Co Of Amer	19,974,371	0.150131%
108	62626	Cuna Mut Ins Society	19,118,823	0.143701%
109	62049	Colonial Life & Accident Ins Co	18,845,675	0.141648%
110	63312	Great American Life Ins Co	18,578,499	0.139640%
111	70025	Genworth Life Ins Co	17,582,701	0.132155%
112	97977	Ameritas Variable Life Ins Co	17,503,223	0.131558%
113	62413	Continental Assur Co	17,345,213	0.130370%
114	68608	Symetra Life Ins Co	17,063,023	0.128249%
115	70939	Gerber Life Ins Co	16,633,395	0.125020%
116	92657	Nationwide Life And Annuity Ins Co	16,521,116	0.124176%
117	72125	Physicians Life Ins Co	16,499,716	0.124015%
118	61999	Americo Financial Life Annuity Ins	15,878,438	0.119346%
119	60410	American Fidelity Assur Co	15,455,515	0.116167%
120	66583	National Guardian Life Ins Co	14,548,830	0.109352%
121	65536	Genworth Life & Annuity Ins Co	14,041,143	0.105536%
122	81353	NYLife Ins Co Of AZ	13,965,602	0.104968%
123	66605	Peoples Benefit Life Ins Co	13,422,658	0.100887%
124	61182	Aurora Natl Life Assur Co	12,670,154	0.095231%
125	62065	Colonial Penn Life Ins Co	12,436,099	0.093472%
126	94099	United Investors Life Ins Co	12,385,104	0.093089%
127	80926	Genworth Life & Health Ins Co	12,222,370	0.091866%
128	65129	Kansas City Life Ins Co	11,925,121	0.089632%
129	84514	Industrial Alliance Pacific US Branc	11,724,971	0.088127%
130	61050	MetLife Investors USA Ins Co	11,360,754	0.085390%
131	70416	MML Bay State Life Ins Co	11,349,167	0.085303%
132	61557	Blue Shield of CA Life & Hlth Ins Co	11,315,398	0.085049%
133	69272	Sunset Life Ins Co Of Amer	11,072,763	0.083225%
134	61425	Trustmark Ins Co	10,935,780	0.082196%
135	60038	Acacia Life Ins Co	10,621,963	0.079837%

California Life & Annuity Market Share Report
Premiums Written During Calendar Year 2005
Line of Business: LIFE INSURANCE
Sorted By Market Share

Record Count	Company Code	Company Name	Written Premium	Market Share
136	60895	American United Life Ins Co	10,282,331	0.077284%
137	65331	Liberty Natl Life Ins Co	10,257,565	0.077098%
138	97136	Metropolitan Tower Life Ins Co	10,241,221	0.076975%
139	93777	Household Life Ins Co	9,606,486	0.072204%
140	60380	American Family Life Asr Co Columbus	9,011,262	0.067731%
141	71439	Assurity Life Ins Co	8,968,912	0.067412%
142	64343	Pacific Guardian Life Ins Co Ltd	8,803,688	0.066170%
143	80659	US Bus of the Canada Life Assur Co	8,788,848	0.066059%
144	70483	Western & Southern Life Ins Co	8,606,767	0.064690%
145	69256	Sunamerica Life Ins Co	8,560,411	0.064342%
146	61263	Bankers Life & Cas Co	8,450,010	0.063512%
147	90212	Great Southern Life Ins Co	8,291,049	0.062317%
148	69744	Union Labor Life Ins Co	8,098,636	0.060871%
149	80675	US Bus of Crown Life Ins Co	8,004,497	0.060163%
150	80314	Unicare Life & Health Ins Co	7,845,451	0.058968%
151	62286	Golden Rule Ins Co	7,831,334	0.058862%
152	67911	Pioneer Mut Life Ins Co	7,802,413	0.058645%
153	66427	MTL Ins Co	7,755,847	0.058295%
154	67172	Ohio Natl Life Ins Co	7,700,842	0.057881%
155	62898	Aviva Life Ins Co	7,590,668	0.057053%
156	84824	Allmerica Financial Life & Annuity	7,085,427	0.053256%
157	63967	Government Personnel Mut Life Ins Co	6,984,527	0.052497%
158	67083	Manhattan Natl Life Ins Co	6,874,823	0.051673%
159	71129	Fort Dearborn Life Ins Co	6,751,204	0.050743%
160	91391	Southwestern Life Ins Co	6,668,640	0.050123%
161	77879	5 Star Life Ins Co	6,621,989	0.049772%
162	61301	Ameritas Life Ins Corp	6,349,072	0.047721%
163	81027	Veterans Life Ins Co	6,348,733	0.047718%
164	62146	Combined Ins Co Of Amer	6,089,045	0.045767%
165	63290	Fidelity Life Assn	6,023,055	0.045271%
166	93459	Pan American Assur Co	5,777,362	0.043424%
167	61832	Chesapeake Life Ins Co	5,749,589	0.043215%
168	61360	Reliastar Life Ins Co Of NY	5,716,101	0.042963%
169	80942	ING USA Annuity and Life Ins Co	5,692,742	0.042788%
170	63258	Federated Life Ins Co	5,632,060	0.042332%
171	78778	Guardian Ins & Annuity Co Inc	5,482,536	0.041208%
172	63053	Family Life Ins Co	5,482,297	0.041206%
173	62596	Union Fidelity Life Ins Co	5,380,175	0.040439%
174	64211	Guarantee Trust Life Ins Co	5,320,025	0.039986%
175	68594	American Amicable Life Ins Co Of TX	5,211,312	0.039169%
176	63924	Golden State Mut Life Ins Co	5,206,754	0.039135%
177	67261	Old Republic Life Ins Co	5,154,400	0.038742%
178	68764	Security Financial Life Ins Co	5,074,165	0.038138%
179	70319	Washington Natl Ins Co	4,880,127	0.036680%
180	67180	Ohio State Life Ins Co	4,804,336	0.036110%

California Life & Annuity Market Share Report
Premiums Written During Calendar Year 2005
Line of Business: LIFE INSURANCE
Sorted By Market Share

Record Count	Company Code	Company Name	Written Premium	Market Share
181	69833	Lincoln Memorial Life Ins Co	4,772,477	0.035871%
182	74268	Hartford Life Grp Ins Co	4,746,542	0.035676%
183	67369	Alta Health & Life Ins Co	4,680,592	0.035180%
184	65749	Cuna Mut Life Ins Co	4,675,341	0.035141%
185	69116	State Life Ins Co	4,502,744	0.033844%
186	61476	Boston Mut Life Ins Co	4,493,036	0.033771%
187	84522	Auto Club Life Ins Co	4,436,520	0.033346%
188	60275	American Bankers Life Assur Co Of FL	4,351,527	0.032707%
189	60534	American Heritage Life Ins Co	4,341,890	0.032635%
190	68373	American Gen Assur Co	4,322,425	0.032488%
191	65951	Merit Life Ins Co	4,176,043	0.031388%
192	92622	Western Southern Life Assur Co	4,158,787	0.031258%
193	98884	Union Security Life Ins Co	4,115,454	0.030933%
194	84786	Colorado Bankers Life Ins Co	4,025,699	0.030258%
195	60941	AIG SunAmerica Life Assur Co	3,863,823	0.029041%
196	90557	Kemper Investors Life Ins Co	3,789,202	0.028480%
197	93440	HM Life Ins Co	3,750,211	0.028187%
198	63983	United Heritage Life Ins Co	3,712,687	0.027905%
199	61069	Anthem Life Ins Co	3,704,515	0.027844%
200	66850	National Western Life Ins Co	3,511,626	0.026394%
201	97721	Thrivent Life Ins Co	3,393,372	0.025505%
202	63657	Garden State Life Ins Co	3,320,645	0.024959%
203	69396	Texas Life Ins Co	3,251,381	0.024438%
204	80705	Great West Life Assur Co	3,115,268	0.023415%
205	72222	Amica Life Ins Co	3,075,988	0.023120%
206	61751	Central States H & L Co Of Omaha	2,976,354	0.022371%
207	61212	Baltimore Life Ins Co	2,961,970	0.022263%
208	61409	National Benefit Life Ins Co	2,929,038	0.022015%
209	69566	Trans World Assur Co	2,884,655	0.021682%
210	68721	Security Life Ins Co Of Amer	2,873,110	0.021595%
211	76236	Cincinnati Life Ins Co	2,760,332	0.020747%
212	64513	Horace Mann Life Ins Co	2,744,610	0.020629%
213	63487	Investors Life Ins Co North Amer	2,697,875	0.020278%
214	68772	Security Mut Life Ins Co Of NY	2,653,882	0.019947%
215	67199	Old American Ins Co	2,633,004	0.019790%
216	81620	Metlife Investors Ins Co of CA	2,591,442	0.019478%
217	92916	United American Ins Co	2,566,988	0.019294%
218	69914	Sears Life Ins Co	2,561,521	0.019253%
219	61492	Business Mens Assur Co Of Amer	2,551,004	0.019174%
220	79022	Merrill Lynch Life Ins Co	2,543,086	0.019114%
221	68802	Sentinel Security Life Ins Co	2,536,167	0.019062%
222	70173	Universal Underwriters Life Ins Co	2,536,057	0.019062%
223	60142	TIAA Cref Life Ins Co	2,530,171	0.019017%
224	65323	Liberty Life Ins Co	2,498,779	0.018781%
225	63223	Federal Life Ins Co	2,444,070	0.018370%

California Life & Annuity Market Share Report
Premiums Written During Calendar Year 2005
Line of Business: LIFE INSURANCE
Sorted By Market Share

Record Count	Company Code	Company Name	Written Premium	Market Share
226	69477	Time Ins Co	2,409,660	0.018112%
227	64017	Jefferson Natl Life Ins Co	2,401,120	0.018047%
228	79413	United Healthcare Ins Co	2,374,421	0.017847%
229	68675	Security Benefit Life Ins Co	2,363,321	0.017763%
230	60682	Conseco Ins Co	2,361,951	0.017753%
231	60046	Academy Life Ins Co	2,354,310	0.017695%
232	66141	Health Net Life Ins Co	2,318,035	0.017423%
233	71870	Fidelity Security Life Ins Co	2,311,409	0.017373%
234	68810	Sentry Life Ins Co	2,228,875	0.016753%
235	62880	AXA Life & Annuity Co	2,226,590	0.016736%
236	67059	North Coast Life Ins Co	2,200,183	0.016537%
237	60607	American Intl Life Assr Co NY	2,088,889	0.015701%
238	63495	First Investors Life Ins Co	2,016,937	0.015160%
239	66087	Mid West Natl Life Ins Co Of TN	1,990,900	0.014964%
240	67695	Federal Home Life Ins Co	1,928,069	0.014492%
241	67148	Occidental Life Ins Co Of NC	1,924,188	0.014463%
242	92711	HCC Life Ins Co	1,847,388	0.013885%
243	71331	Careamerica Life Ins Co	1,828,556	0.013744%
244	86355	Standard Life & Accident Ins Co	1,789,138	0.013448%
245	66419	Mutual Service Life Ins Co	1,768,477	0.013292%
246	93262	Penn Ins & Annuity Co	1,676,607	0.012602%
247	62928	EMC Natl Life Co	1,659,458	0.012473%
248	76023	Columbian Life Ins Co	1,652,022	0.012417%
249	65080	John Alden Life Ins Co	1,649,930	0.012401%
250	93696	Fidelity Investments Life Ins Co	1,556,992	0.011703%
251	60429	American Fidelity Life Ins Co	1,535,960	0.011545%
252	97055	Mega Life & Health Ins Co The	1,528,378	0.011488%
253	66540	National Farmers Union Life Ins Co	1,465,593	0.011016%
254	94471	Americom Life & Annuity Ins Co	1,443,124	0.010847%
255	69922	United Home Life Ins Co	1,413,552	0.010625%
256	69140	First Allmerica Fin Life Ins Co	1,412,635	0.010618%
257	77720	Columbia Universal Life Ins Co	1,392,141	0.010464%
258	60445	Sagicor Life Ins Co	1,335,185	0.010036%
259	67660	Pennsylvania Life Ins Co	1,303,726	0.009799%
260	67539	Pan American Life Ins Co	1,283,662	0.009648%
261	67598	Paul Revere Life Ins Co	1,259,720	0.009468%
262	60003	Park Avenue Life Ins Co	1,247,008	0.009373%
263	65870	Manhattan Life Ins Co	1,215,239	0.009134%
264	60399	American Family Life Ins Co	1,187,844	0.008928%
265	81264	Nippon Life Ins Co Of Amer	1,187,312	0.008924%
266	73288	Humana Ins Co	1,147,508	0.008625%
267	60518	American Health & Life Ins Co	1,105,134	0.008306%
268	80985	BCS Life Ins Co	1,083,197	0.008142%
269	87645	United Fidelity Life Ins Co	1,061,125	0.007976%
270	60704	American Life Ins Co of NY	1,059,876	0.007966%

California Life & Annuity Market Share Report
Premiums Written During Calendar Year 2005
Line of Business: LIFE INSURANCE
Sorted By Market Share

Record Count	Company Code	Company Name	Written Premium	Market Share
271	65781	Madison Natl Life Ins Co Inc	1,028,448	0.007730%
272	60836	American Republic Ins Co	995,562	0.007483%
273	68039	Presidential Life Ins Co	980,599	0.007370%
274	62421	Annuity & Life Reassur Amer Inc	948,444	0.007129%
275	88668	Mutual Of Amer Life Ins Co	902,266	0.006782%
276	69701	Union Bankers Ins Co	832,157	0.006255%
277	68160	Balboa Life Ins Co	785,679	0.005905%
278	61875	Church Life Ins Corp	755,887	0.005681%
279	70750	Nationwide Life & Ann Co of Amer	710,366	0.005339%
280	86630	American Skandia Life Assur Corp	709,678	0.005334%
281	84174	Employees Life Co Mut	686,290	0.005158%
282	65811	American Modern Life Ins Co	598,078	0.004495%
283	62634	Delaware American Life Ins Co	553,313	0.004159%
284	97764	Idealife Ins Co	520,346	0.003911%
285	69051	Standard Life Ins Co Of IN	510,478	0.003837%
286	70688	Transamerica Financial Life Ins Co	494,305	0.003715%
287	70874	Allstate Life Ins Co Of NY	475,756	0.003576%
288	62863	Trustmark Life Ins Co	409,741	0.003080%
289	89184	Sterling Investors Life Ins Co	409,647	0.003079%
290	66109	Midwestern United Life Ins Co	377,000	0.002834%
291	69485	Security Natl Life Ins Co	370,333	0.002783%
292	67601	Paul Revere Variable Annuity Ins Co	364,183	0.002737%
293	97179	American Medical Security Life InsCo	359,369	0.002701%
294	86126	Members Life Ins Co	357,109	0.002684%
295	70432	AIG Annuity Ins Co	340,511	0.002559%
296	66265	Monarch Life Ins Co	335,829	0.002524%
297	93610	Manulife Ins Co	335,167	0.002519%
298	67873	Pioneer American Ins Co	326,759	0.002456%
299	70580	Humanadental Ins Co	320,723	0.002411%
300	65722	Loyal American Life Ins Co	317,401	0.002386%
301	69647	Molina Healthcare Ins Co	316,622	0.002380%
302	71714	Berkshire Life Ins Co of Amer	312,637	0.002350%
303	90638	Best Life And Health Ins Co	309,857	0.002329%
304	71404	Continental General Ins Co	296,939	0.002232%
305	60291	American Capitol Ins Co	274,485	0.002063%
306	76112	Oxford Life Ins Co	271,098	0.002038%
307	62103	Columbian Mut Life Ins Co	258,108	0.001940%
308	61506	Resource Life Ins Co	255,003	0.001917%
309	62359	Constitution Life Ins Co	252,943	0.001901%
310	76325	Conseco Senior Health Ins Co	234,078	0.001759%
311	60183	S USA Life Ins Co Inc	231,555	0.001740%
312	72850	United World Life Ins Co	230,635	0.001734%
313	71773	American Natl Life Ins Co Of TX	230,039	0.001729%
314	67393	Ozark Natl Life Ins Co	192,996	0.001451%
315	71730	Continental American Ins Co	188,441	0.001416%

California Life & Annuity Market Share Report
Premiums Written During Calendar Year 2005
Line of Business: LIFE INSURANCE
Sorted By Market Share

Record Count	Company Code	Company Name	Written Premium	Market Share
316	61700	Renaissance L & H Ins Co of Amer	182,262	0.001370%
317	70785	Pacificare Life & Health Ins Co	180,000	0.001353%
318	63282	Penn Treaty Network Amer Ins Co	175,224	0.001317%
319	70114	Unity Mut Life Ins Co	166,850	0.001254%
320	61883	Central United Life Ins Co	150,466	0.001131%
321	67946	Pioneer Security Life Ins Co	141,131	0.001061%
322	78174	Conseco Health Ins Co	136,261	0.001024%
323	93513	MetLife Investors Ins Co	136,132	0.001023%
324	81612	Pacific Union Assur Co	135,904	0.001021%
325	63479	United Teacher Assoc Ins Co	125,953	0.000947%
326	97241	NGL American Life Ins Co	123,635	0.000929%
327	86371	Ullico Life Ins Co	122,988	0.000924%
328	62057	Jefferson Pilot Lifeamerica Ins Co	112,276	0.000844%
329	65110	Kanawha Ins Co	107,702	0.000810%
330	62383	Centurion Life Ins Co	105,516	0.000793%
331	64580	Illinois Mut Life Ins Co	104,695	0.000787%
332	92444	Doctors Life Ins Co	91,627	0.000689%
333	68446	Scor Life Ins Co	76,359	0.000574%
334	91693	United Family Life Ins Co	73,182	0.000550%
335	80322	Citicorp Life Ins Co	73,098	0.000549%
336	71471	Medico Life Ins Co	70,850	0.000533%
337	60232	AGL Life Assur Co	69,638	0.000523%
338	68357	Reliable Life Ins Co	69,075	0.000519%
339	81060	Canada Life Ins Co Of Amer	67,155	0.000505%
340	88536	Protective Life And Annuity Ins Co	64,894	0.000488%
341	70629	World Ins Co	60,900	0.000458%
342	69698	New Era Life Ins Co Of Midwest	47,483	0.000357%
343	90581	Symetra Natl Life Ins Co	44,624	0.000335%
344	68047	Professional Ins Co	44,173	0.000332%
345	74780	Integrity Life Ins Co	39,251	0.000295%
346	94188	Lifewise Assur Co	39,211	0.000295%
347	68284	Pyramid Life Ins Co	37,016	0.000278%
348	67032	North Carolina Mut Life Ins Co	31,581	0.000237%
349	90328	First Health Life & Health Ins Co	26,183	0.000197%
350	63738	Utica Natl Life Ins Co	25,269	0.000190%
351	98205	National Foundation Life Ins Co	20,860	0.000157%
352	74004	Family Service Life Ins Co	17,637	0.000133%
353	68543	Liberty Bankers Life Ins Co	14,151	0.000106%
354	90344	Keystone State Life Ins Co	13,874	0.000104%
355	64939	Investors Ins Corp	13,270	0.000100%
356	70157	Universal Life Ins Co	12,880	0.000097%
357	64238	Guaranty Income Life Ins Co	12,764	0.000096%
358	93742	Securian Life Ins Co	12,349	0.000093%
359	69078	Standard Security Life Ins Co Of NY	11,337	0.000085%
360	62510	Equitrust Life Ins Co	11,146	0.000084%

California Life & Annuity Market Share Report
 Premiums Written During Calendar Year 2005
 Line of Business: **LIFE INSURANCE**
 Sorted By Market Share

Record Count	Company Code	Company Name	Written Premium	Market Share
361	67784	Philadelphia American Life Ins Co	7,598	0.000057%
362	92738	American Equity Invest Life Ins Co	7,579	0.000057%
363	60674	American Life & Health Ins Co	6,649	0.000050%
364	60631	American Investors Life Ins Co	5,670	0.000043%
365	87963	National Teachers Assoc Life Ins Co	5,216	0.000039%
366	94234	American Enterprise Life Ins Co	4,846	0.000036%
367	78743	New Era Life Ins Co	3,742	0.000028%
368	64890	Investors Guaranty Life Ins Co	2,835	0.000021%
369	71420	Sierra Health & Life Ins Co Inc	2,588	0.000019%
370	70955	USA Life One Ins Co Of IN	2,219	0.000017%
371	81779	Individual Assur Co Life Hlth & Acc	2,004	0.000015%
372	80799	Celtic Ins Co	1,810	0.000014%
373	82538	National Health Ins Co	1,634	0.000012%
374	62154	Fremont Life Ins Co	1,634	0.000012%
375	93653	American Partners Life Ins Co	1,587	0.000012%
376	85561	Perico Life Ins Co	1,490	0.000011%
377	67164	Chase Life & Annuity Co	994	0.000007%
378	64696	First Continental Life & Acc	619	0.000005%
379	76007	Old United Life Ins Co	400	0.000003%
380	61808	Charter Natl Life Ins Co	188	0.000001%
381	64394	Heritage Life Ins Co	179	0.000001%
	Totals:		13,304,584,226	100.000000%

California Life & Annuity Market Share Report
Premiums Written During Calendar Year 2005
Line of Business: ANNUITY CONSIDERATIONS
Sorted By Market Share

Record Count	Company Code	Company Name	Written Premium	Market Share
1	90611	Allianz Life Ins Co Of North Amer	1,583,542,562	8.171922%
2	65676	Lincoln Natl Life Ins Co	1,282,010,841	6.615858%
3	65056	Jackson Natl Life Ins Co	1,138,972,802	5.877706%
4	70432	AIG Annuity Ins Co	931,597,679	4.807540%
5	80942	ING USA Annuity and Life Ins Co	850,290,973	4.387954%
6	62944	AXA Equitable Life Ins Co	820,894,180	4.236251%
7	86509	Ing Life Ins & Annuity Co	782,429,157	4.037751%
8	91596	New York Life Ins & Annuity Corp	605,416,779	3.124273%
9	60186	Allstate Life Ins Co	579,882,222	2.992501%
10	68322	Great West Life & Annuity Ins Co	548,590,397	2.831018%
11	65005	IDS Life Ins Co	528,643,086	2.728080%
12	86231	Transamerica Life Ins Co	449,755,500	2.320978%
13	86630	American Skandia Life Assur Corp	432,003,983	2.229370%
14	87726	Metlife Ins Co of CT	420,102,550	2.167953%
15	65978	Metropolitan Life Ins Co	412,633,244	2.129407%
16	70238	Variable Annuity Life Ins Co	382,618,568	1.974515%
17	61050	MetLife Investors USA Ins Co	381,493,703	1.968710%
18	69345	Teachers Ins & Ann Assoc Of Amer	377,603,309	1.948634%
19	60941	AIG SunAmerica Life Assur Co	366,239,410	1.889990%
20	79065	Sun Life Assur Co Of Canada US	361,313,098	1.864568%
21	66044	Midland Natl Life Ins Co	335,587,751	1.731811%
22	68241	Prudential Ins Co Of Amer	325,596,244	1.680250%
23	63274	Fidelity & Guaranty Life Ins Co	298,736,321	1.541638%
24	92738	American Equity Invest Life Ins Co	289,572,729	1.494349%
25	65595	Lincoln Benefit Life Co	247,709,298	1.278312%
26	65528	Life Ins Co Of The Southwest	233,567,769	1.205334%
27	67105	Reliastar Life Ins Co	172,853,192	0.892014%
28	70025	Genworth Life Ins Co	157,867,221	0.814679%
29	94234	American Enterprise Life Ins Co	155,282,959	0.801343%
30	65935	Massachusetts Mut Life Ins Co	152,177,249	0.785316%
31	61271	Principal Life Ins Co	149,021,065	0.769028%
32	70688	Transamerica Financial Life Ins Co	143,330,334	0.739661%
33	81620	Metlife Investors Ins Co of CA	138,658,386	0.715551%
34	68675	Security Benefit Life Ins Co	124,523,913	0.642610%
35	61689	Amerus Life Ins Co	115,762,787	0.597398%
36	93696	Fidelity Investments Life Ins Co	115,681,972	0.596981%
37	62898	Aviva Life Ins Co	98,882,403	0.510286%
38	60739	American Natl Ins Co	92,625,256	0.477996%
39	60488	American Gen Life Ins Co	92,366,365	0.476660%
40	62510	Equitrust Life Ins Co	92,343,810	0.476543%
41	78778	Guardian Ins & Annuity Co Inc	90,448,716	0.466763%
42	68608	Symetra Life Ins Co	82,083,808	0.423596%
43	63312	Great American Life Ins Co	81,848,059	0.422380%
44	60895	American United Life Ins Co	79,592,968	0.410742%
45	67466	Pacific Life Ins Co	79,207,861	0.408755%

California Life & Annuity Market Share Report
Premiums Written During Calendar Year 2005
Line of Business: ANNUITY CONSIDERATIONS
Sorted By Market Share

Record Count	Company Code	Company Name	Written Premium	Market Share
46	61999	Americo Financial Life Annuity Ins	76,824,693	0.396456%
47	66605	Peoples Benefit Life Ins Co	75,209,476	0.388121%
48	91413	Western Reserve Life Assur Co of OH	74,195,808	0.382890%
49	79227	Pruco Life Ins Co	70,529,319	0.363969%
50	67865	Jefferson Pilot Life Ins Co	70,093,825	0.361721%
51	80837	Union Central Life Ins Co	67,822,762	0.350002%
52	60631	American Investors Life Ins Co	67,237,177	0.346980%
53	79022	Merrill Lynch Life Ins Co	66,014,079	0.340668%
54	65536	Genworth Life & Annuity Ins Co	66,008,552	0.340639%
55	65749	Cuna Mut Life Ins Co	65,640,087	0.338738%
56	66850	National Western Life Ins Co	62,862,703	0.324405%
57	66915	New York Life Ins Co	62,397,972	0.322007%
58	61263	Bankers Life & Cas Co	58,963,721	0.304284%
59	67172	Ohio Natl Life Ins Co	53,592,110	0.276564%
60	93432	CM Life Ins Co	52,252,762	0.269652%
61	88072	Hartford Life Ins Co	51,327,381	0.264877%
62	71854	AAA Life Ins Co	51,168,176	0.264055%
63	69868	United Of Omaha Life Ins Co	51,002,751	0.263201%
64	67091	Northwestern Mut Life Ins Co	49,262,335	0.254220%
65	69108	State Farm Life Ins Co	49,259,657	0.254206%
66	69663	USAA Life Ins Co	43,750,398	0.225775%
67	93661	Annuity Investors Life Ins Co	41,102,609	0.212111%
68	61395	Beneficial Life Ins Co	39,424,800	0.203453%
69	62626	Cuna Mut Ins Society	38,587,168	0.199130%
70	63177	Farmers New World Life Ins Co	36,715,313	0.189471%
71	74780	Integrity Life Ins Co	35,645,842	0.183952%
72	64017	Jefferson Natl Life Ins Co	33,628,381	0.173540%
73	97721	Thrivent Life Ins Co	31,221,814	0.161121%
74	66168	Minnesota Life Ins Co	30,318,286	0.156458%
75	60682	Conseco Ins Co	28,253,607	0.145804%
76	91626	New England Life Ins Co	28,032,993	0.144665%
77	63401	First Colony Life Ins Co	26,187,907	0.135144%
78	61492	Business Mens Assur Co Of Amer	23,229,355	0.119876%
79	60410	American Fidelity Assur Co	22,578,684	0.116518%
80	94471	Americom Life & Annuity Ins Co	19,209,068	0.099129%
81	68136	Protective Life Ins Co	19,058,944	0.098354%
82	92622	Western Southern Life Assur Co	18,684,910	0.096424%
83	69019	Standard Ins Co	17,749,400	0.091596%
84	67121	Transamerica Occidental Life Ins Co	17,681,608	0.091247%
85	90557	Kemper Investors Life Ins Co	17,327,986	0.089422%
86	93548	PHL Variable Ins Co	16,846,374	0.086936%
87	66974	North American Co Life & Hlth Ins	16,739,719	0.086386%
88	68810	Sentry Life Ins Co	16,635,043	0.085846%
89	69051	Standard Life Ins Co Of IN	16,331,227	0.084278%
90	93653	American Partners Life Ins Co	15,817,708	0.081628%

California Life & Annuity Market Share Report
Premiums Written During Calendar Year 2005
Line of Business: ANNUITY CONSIDERATIONS
Sorted By Market Share

Record Count	Company Code	Company Name	Written Premium	Market Share
91	80950	Metlife Life & Annuity Co of CT	15,283,541	0.078871%
92	66869	Nationwide Life Ins Co	15,085,092	0.077847%
93	64939	Investors Ins Corp	13,236,478	0.068307%
94	72125	Physicians Life Ins Co	13,109,620	0.067653%
95	65099	John Hancock Life Ins Co	12,652,096	0.065292%
96	60142	TIAA Cref Life Ins Co	11,282,474	0.058224%
97	97977	Ameritas Variable Life Ins Co	11,215,900	0.057880%
98	66680	National Life Ins Co	10,392,870	0.053633%
99	68381	Reliance Standard Life Ins Co	10,133,835	0.052296%
100	78077	Mony Life Ins Co Of Amer	9,951,121	0.051353%
101	66672	American Gen Life & Acc Ins Co	9,327,662	0.048136%
102	60232	AGL Life Assur Co	9,289,026	0.047936%
103	65242	Lafayette Life Ins Co	7,905,518	0.040797%
104	66842	AIG Life Ins Co	7,750,681	0.039998%
105	71153	Hartford Life & Annuity Ins Co	6,969,855	0.035968%
106	64130	Life Investors Ins Co Of Amer	6,357,868	0.032810%
107	63665	General American Life Ins Co	6,236,056	0.032181%
108	64513	Horace Mann Life Ins Co	5,778,426	0.029820%
109	65315	Liberty Life Assur Co Of Boston	5,456,088	0.028156%
110	62057	Jefferson Pilot Lifeamerica Ins Co	5,223,816	0.026958%
111	63479	United Teacher Assoc Ins Co	4,891,579	0.025243%
112	64238	Guaranty Income Life Ins Co	4,809,232	0.024818%
113	61301	Ameritas Life Ins Corp	4,667,260	0.024086%
114	69256	Sunamerica Life Ins Co	4,459,487	0.023013%
115	90212	Great Southern Life Ins Co	4,429,628	0.022859%
116	62286	Golden Rule Ins Co	4,395,816	0.022685%
117	65129	Kansas City Life Ins Co	4,335,154	0.022372%
118	63983	United Heritage Life Ins Co	4,318,091	0.022284%
119	63207	Chase Ins Life and Annuity Co	4,146,502	0.021398%
120	84824	Allmerica Financial Life & Annuity	4,093,669	0.021126%
121	64246	Guardian Life Ins Co Of Amer	3,871,273	0.019978%
122	70408	Union Security Ins Co	3,674,104	0.018960%
123	71129	Fort Dearborn Life Ins Co	3,429,880	0.017700%
124	61875	Church Life Ins Corp	2,943,904	0.015192%
125	63924	Golden State Mut Life Ins Co	2,885,582	0.014891%
126	68039	Presidential Life Ins Co	2,707,716	0.013973%
127	64645	Indianapolis Life Ins Co	2,679,146	0.013826%
128	84174	Employees Life Co Mut	2,584,637	0.013338%
129	82538	National Health Ins Co	1,990,328	0.010271%
130	70254	Jefferson Pilot Financial Ins Co	1,964,477	0.010138%
131	84786	Colorado Bankers Life Ins Co	1,898,055	0.009795%
132	60445	Sagicor Life Ins Co	1,769,741	0.009133%
133	70335	West Coast Life Ins Co	1,626,371	0.008393%
134	97268	Pacific Life & Annuity Co	1,407,339	0.007263%
135	60054	Aetna Life Ins Co	1,314,864	0.006785%

California Life & Annuity Market Share Report
Premiums Written During Calendar Year 2005
Line of Business: ANNUITY CONSIDERATIONS
Sorted By Market Share

Record Count	Company Code	Company Name	Written Premium	Market Share
136	93513	MetLife Investors Ins Co	1,287,460	0.006644%
137	65722	Loyal American Life Ins Co	1,264,720	0.006527%
138	69310	Surety Life Ins Co	1,218,080	0.006286%
139	60038	Acacia Life Ins Co	1,210,484	0.006247%
140	67652	First Penn Pacific Life Ins Co	1,207,421	0.006231%
141	67989	American Memorial Life Ins Co	1,110,654	0.005732%
142	67644	Penn Mut Life Ins Co	1,093,062	0.005641%
143	62383	Centurion Life Ins Co	1,056,450	0.005452%
144	71439	Assurity Life Ins Co	1,010,538	0.005215%
145	65781	Madison Natl Life Ins Co Inc	897,991	0.004634%
146	68543	Liberty Bankers Life Ins Co	888,515	0.004585%
147	69116	State Life Ins Co	795,152	0.004103%
148	63495	First Investors Life Ins Co	791,294	0.004083%
149	67660	Pennsylvania Life Ins Co	725,782	0.003745%
150	66427	MTL Ins Co	723,422	0.003733%
151	70750	Nationwide Life & Ann Co of Amer	668,185	0.003448%
152	84522	Auto Club Life Ins Co	629,639	0.003249%
153	65900	Conseco Life Ins Co	603,428	0.003114%
154	66370	Mony Life Ins Co	594,479	0.003068%
155	67814	Phoenix Life Ins Co	571,319	0.002948%
156	63487	Investors Life Ins Co North Amer	552,191	0.002850%
157	60607	American Intl Life Assr Co NY	544,723	0.002811%
158	64580	Illinois Mut Life Ins Co	536,910	0.002771%
159	69272	Sunset Life Ins Co Of Amer	523,339	0.002701%
160	81213	American Maturity Life Ins Co	463,551	0.002392%
161	68772	Security Mut Life Ins Co Of NY	422,303	0.002179%
162	71480	Great Western Ins Co	413,147	0.002132%
163	71870	Fidelity Security Life Ins Co	406,298	0.002097%
164	92916	United American Ins Co	368,710	0.001903%
165	80659	US Bus of the Canada Life Assur Co	365,871	0.001888%
166	92657	Nationwide Life And Annuity Ins Co	317,973	0.001641%
167	64505	Homesteaders Life Co	315,567	0.001628%
168	86355	Standard Life & Accident Ins Co	310,141	0.001600%
169	67059	North Coast Life Ins Co	289,936	0.001496%
170	65919	Primerica Life Ins Co	263,097	0.001358%
171	66419	Mutual Service Life Ins Co	254,718	0.001314%
172	65927	Lincoln Heritage Life Ins Co	237,888	0.001228%
173	77720	Columbia Universal Life Ins Co	233,746	0.001206%
174	61832	Chesapeake Life Ins Co	227,346	0.001173%
175	62308	Connecticut General Life Ins Co	196,530	0.001014%
176	76236	Cincinnati Life Ins Co	167,986	0.000867%
177	67911	Pioneer Mut Life Ins Co	159,761	0.000824%
178	69744	Union Labor Life Ins Co	154,866	0.000799%
179	72222	Amica Life Ins Co	154,847	0.000799%
180	70319	Washington Natl Ins Co	154,146	0.000795%

California Life & Annuity Market Share Report
Premiums Written During Calendar Year 2005
Line of Business: ANNUITY CONSIDERATIONS
Sorted By Market Share

Record Count	Company Code	Company Name	Written Premium	Market Share
181	92711	HCC Life Ins Co	150,798	0.000778%
182	66583	National Guardian Life Ins Co	146,091	0.000754%
183	66281	Monumental Life Ins Co	141,666	0.000731%
184	70874	Allstate Life Ins Co Of NY	135,462	0.000699%
185	70580	Humanadental Ins Co	130,236	0.000672%
186	88668	Mutual Of Amer Life Ins Co	129,793	0.000670%
187	62345	Berkshire Hathaway Life Ins Co NE	115,000	0.000593%
188	60534	American Heritage Life Ins Co	111,858	0.000577%
189	65080	John Alden Life Ins Co	105,455	0.000544%
190	99937	Columbus Life Ins Co	104,775	0.000541%
191	80322	Citicorp Life Ins Co	101,600	0.000524%
192	63223	Federal Life Ins Co	99,775	0.000515%
193	66087	Mid West Natl Life Ins Co Of TN	91,848	0.000474%
194	69566	Trans World Assur Co	91,297	0.000471%
195	65765	Reassure America Life Ins Co	88,914	0.000459%
196	76112	Oxford Life Ins Co	88,906	0.000459%
197	93629	Prudential Retirement Ins & Anuty Co	88,545	0.000457%
198	68225	Nationwide Life Ins Co of Amer	86,110	0.000444%
199	68594	American Amicable Life Ins Co Of TX	84,920	0.000438%
200	94099	United Investors Life Ins Co	83,794	0.000432%
201	62928	EMC Natl Life Co	83,656	0.000432%
202	76791	Old West Annuity & Life Ins Co	82,491	0.000426%
203	67695	Federal Home Life Ins Co	80,444	0.000415%
204	68446	Scor Life Ins Co	79,363	0.000410%
205	68764	Security Financial Life Ins Co	78,981	0.000408%
206	81060	Canada Life Ins Co Of Amer	75,581	0.000390%
207	84514	Industrial Alliance Pacific US Branc	71,386	0.000368%
208	60429	American Fidelity Life Ins Co	69,002	0.000356%
209	63967	Government Personnel Mut Life Ins Co	64,579	0.000333%
210	61808	Charter Natl Life Ins Co	64,335	0.000332%
211	71404	Continental General Ins Co	60,927	0.000314%
212	65838	John Hancock Life Ins Co (USA)	47,310	0.000244%
213	61360	Reliastar Life Ins Co Of NY	42,483	0.000219%
214	69485	Security Natl Life Ins Co	42,031	0.000217%
215	63258	Federated Life Ins Co	39,919	0.000206%
216	67539	Pan American Life Ins Co	39,580	0.000204%
217	62596	Union Fidelity Life Ins Co	37,281	0.000192%
218	87645	United Fidelity Life Ins Co	36,863	0.000190%
219	91391	Southwestern Life Ins Co	35,224	0.000182%
220	64211	Guarantee Trust Life Ins Co	32,085	0.000166%
221	68713	Security Life Of Denver Ins Co	29,809	0.000154%
222	97055	Mega Life & Health Ins Co The	29,616	0.000153%
223	62235	Unum Life Ins Co Of Amer	28,736	0.000148%
224	69833	Lincoln Memorial Life Ins Co	27,941	0.000144%
225	60275	American Bankers Life Assur Co Of FL	25,840	0.000133%

California Life & Annuity Market Share Report
Premiums Written During Calendar Year 2005
Line of Business: ANNUITY CONSIDERATIONS
Sorted By Market Share

Record Count	Company Code	Company Name	Written Premium	Market Share
226	97136	Metropolitan Tower Life Ins Co	25,200	0.000130%
227	61425	Trustmark Ins Co	22,754	0.000117%
228	68721	Security Life Ins Co Of Amer	18,391	0.000095%
229	92444	Doctors Life Ins Co	17,030	0.000088%
230	64343	Pacific Guardian Life Ins Co Ltd	16,466	0.000085%
231	67148	Occidental Life Ins Co Of NC	16,294	0.000084%
232	63053	Family Life Ins Co	15,535	0.000080%
233	69698	New Era Life Ins Co Of Midwest	12,103	0.000062%
234	70211	Valley Forge Life Ins Co	11,469	0.000059%
235	66540	National Farmers Union Life Ins Co	11,369	0.000059%
236	67083	Manhattan Natl Life Ins Co	10,712	0.000055%
237	62049	Colonial Life & Accident Ins Co	10,529	0.000054%
238	70114	Unity Mut Life Ins Co	9,097	0.000047%
239	60399	American Family Life Ins Co	5,325	0.000027%
240	89184	Sterling Investors Life Ins Co	4,869	0.000025%
241	70629	World Ins Co	4,360	0.000022%
242	97764	Idealife Ins Co	4,251	0.000022%
243	70106	United States Life Ins Co In NYC	4,000	0.000021%
244	60046	Academy Life Ins Co	3,500	0.000018%
245	67393	Ozark Natl Life Ins Co	3,384	0.000017%
246	62154	Fremont Life Ins Co	3,379	0.000017%
247	67873	Pioneer American Ins Co	3,253	0.000017%
248	69647	Molina Healthcare Ins Co	3,022	0.000016%
249	63738	Utica Natl Life Ins Co	3,000	0.000015%
250	67946	Pioneer Security Life Ins Co	2,195	0.000011%
251	70866	Allstate Assur Co	2,100	0.000011%
252	69701	Union Bankers Ins Co	1,703	0.000009%
253	65331	Liberty Natl Life Ins Co	1,701	0.000009%
254	67180	Ohio State Life Ins Co	1,701	0.000009%
255	91693	United Family Life Ins Co	1,570	0.000008%
256	91642	Forethought Life Ins Co	1,549	0.000008%
257	60577	American Income Life Ins Co	1,376	0.000007%
258	91472	Globe Life & Accident Ins Co	1,089	0.000006%
259	70785	Pacificare Life & Health Ins Co	1,000	0.000005%
260	65323	Liberty Life Ins Co	840	0.000004%
261	69922	United Home Life Ins Co	832	0.000004%
262	62103	Columbian Mut Life Ins Co	750	0.000004%
263	74004	Family Service Life Ins Co	681	0.000004%
264	69930	United Ins Co Of Amer	600	0.000003%
265	66265	Monarch Life Ins Co	600	0.000003%
266	93742	Securian Life Ins Co	600	0.000003%
267	94250	Banner Life Ins Co	515	0.000003%
268	66109	Midwestern United Life Ins Co	330	0.000002%
269	76325	Conseco Senior Health Ins Co	317	0.000002%
270	70815	Hartford Life & Accident Ins Co	309	0.000002%

California Life & Annuity Market Share Report
 Premiums Written During Calendar Year 2005
 Line of Business: **ANNUITY CONSIDERATIONS**
 Sorted By Market Share

Record Count	Company Code	Company Name	Written Premium	Market Share
271	98213	Financial Benefit Life Ins Co	300	0.000002%
272	80675	US Bus of Crown Life Ins Co	150	0.000001%
273	78743	New Era Life Ins Co	127	0.000001%
274	80802	US Branch SunLife Assur Co Of Canada	114	0.000001%
275	70483	Western & Southern Life Ins Co	50	0.000000%
Totals:			19,377,847,190	100.000000%

California Life & Annuity Market Share Report
Premiums Written During Calendar Year 2005
Line of Business: ACCIDENT AND HEALTH
Sorted By Market Share

Record Count	Company Code	Company Name	Written Premium	Market Share
1	62825	BC Life & Health Ins Co	2,262,353,962	21.186168%
2	60054	Aetna Life Ins Co	709,436,855	6.643633%
3	66141	Health Net Life Ins Co	605,635,236	5.671566%
4	79413	United Healthcare Ins Co	543,852,315	5.092990%
5	62308	Connecticut General Life Ins Co	481,159,185	4.505891%
6	65978	Metropolitan Life Ins Co	463,151,936	4.337259%
7	70785	Pacificare Life & Health Ins Co	454,278,855	4.254166%
8	62235	Unum Life Ins Co Of Amer	362,764,959	3.397169%
9	64246	Guardian Life Ins Co Of Amer	343,193,520	3.213890%
10	60380	American Family Life Asr Co Columbus	199,625,774	1.869427%
11	61557	Blue Shield of CA Life & Hlth Ins Co	193,472,624	1.811805%
12	61271	Principal Life Ins Co	190,808,126	1.786853%
13	70025	Genworth Life Ins Co	175,812,965	1.646428%
14	69019	Standard Ins Co	172,016,904	1.610879%
15	66869	Nationwide Life Ins Co	143,551,162	1.344307%
16	65498	Life Ins Co Of North Amer	139,252,057	1.304048%
17	97055	Mega Life & Health Ins Co The	112,790,909	1.056248%
18	70815	Hartford Life & Accident Ins Co	106,909,021	1.001166%
19	70408	Union Security Ins Co	106,649,204	0.998733%
20	68195	Provident Life & Accident Ins Co	102,679,090	0.961554%
21	62049	Colonial Life & Accident Ins Co	87,770,619	0.821942%
22	68322	Great West Life & Annuity Ins Co	85,184,764	0.797726%
23	70254	Jefferson Pilot Financial Ins Co	81,308,095	0.761422%
24	65315	Liberty Life Assur Co Of Boston	79,673,814	0.746118%
25	68241	Prudential Ins Co Of Amer	78,841,649	0.738325%
26	66087	Mid West Natl Life Ins Co Of TN	71,365,141	0.668310%
27	60053	Kaiser Permanente Ins Co	65,370,019	0.612168%
28	67091	Northwestern Mut Life Ins Co	64,888,590	0.607659%
29	65099	John Hancock Life Ins Co	63,065,359	0.590585%
30	66915	New York Life Ins Co	63,030,420	0.590258%
31	68381	Reliance Standard Life Ins Co	62,850,113	0.588570%
32	61263	Bankers Life & Cas Co	61,210,907	0.573219%
33	67105	Reliastar Life Ins Co	58,159,133	0.544640%
34	60410	American Fidelity Assur Co	55,319,537	0.518048%
35	62146	Combined Ins Co Of Amer	53,249,360	0.498662%
36	65021	Stonebridge Life Ins Co	52,067,229	0.487592%
37	60237	Premier Access Ins Co	51,404,779	0.481388%
38	70106	United States Life Ins Co In NYC	51,348,392	0.480860%
39	67598	Paul Revere Life Ins Co	49,259,482	0.461298%
40	71412	Mutual Of Omaha Ins Co	48,776,572	0.456776%
41	80926	Genworth Life & Health Ins Co	47,682,870	0.446534%
42	63282	Penn Treaty Network Amer Ins Co	43,649,058	0.408758%
43	70580	Humanadental Ins Co	43,447,683	0.406873%
44	65935	Massachusetts Mut Life Ins Co	42,626,687	0.399184%
45	68608	Symetra Life Ins Co	42,282,955	0.395965%

California Life & Annuity Market Share Report
Premiums Written During Calendar Year 2005
Line of Business: ACCIDENT AND HEALTH
Sorted By Market Share

Record Count	Company Code	Company Name	Written Premium	Market Share
46	92916	United American Ins Co	41,073,844	0.384642%
47	79014	Safehealth Life Ins Co	41,057,012	0.384485%
48	90611	Allianz Life Ins Co Of North Amer	40,605,483	0.380256%
49	81264	Nippon Life Ins Co Of Amer	39,001,966	0.365240%
50	66281	Monumental Life Ins Co	37,330,811	0.349590%
51	69744	Union Labor Life Ins Co	35,947,070	0.336632%
52	64130	Life Investors Ins Co Of Amer	35,417,327	0.331671%
53	65005	IDS Life Ins Co	35,289,633	0.330475%
54	80314	Unicare Life & Health Ins Co	34,302,582	0.321232%
55	97268	Pacific Life & Annuity Co	33,285,953	0.311712%
56	61301	Ameritas Life Ins Corp	32,763,425	0.306818%
57	66842	AIG Life Ins Co	31,568,021	0.295624%
58	69477	Time Ins Co	30,579,972	0.286371%
59	80802	US Branch SunLife Assur Co Of Canada	30,324,512	0.283979%
60	76325	Conseco Senior Health Ins Co	30,220,015	0.283000%
61	67121	Transamerica Occidental Life Ins Co	29,681,559	0.277958%
62	69868	United Of Omaha Life Ins Co	28,010,161	0.262306%
63	92711	HCC Life Ins Co	26,736,389	0.250377%
64	87726	Metlife Ins Co of CT	26,061,605	0.244058%
65	62413	Continental Assur Co	24,749,205	0.231768%
66	62626	Cuna Mut Ins Society	23,811,516	0.222987%
67	60534	American Heritage Life Ins Co	22,862,256	0.214097%
68	88072	Hartford Life Ins Co	21,228,051	0.198793%
69	66168	Minnesota Life Ins Co	20,221,465	0.189367%
70	65595	Lincoln Benefit Life Co	19,597,568	0.183524%
71	73288	Humana Ins Co	18,283,312	0.171217%
72	65765	Reassure America Life Ins Co	16,748,617	0.156845%
73	70939	Gerber Life Ins Co	16,314,048	0.152775%
74	64211	Guarantee Trust Life Ins Co	15,621,093	0.146286%
75	80578	Physicians Mut Ins Co	15,557,893	0.145694%
76	71870	Fidelity Security Life Ins Co	15,387,365	0.144097%
77	93440	HM Life Ins Co	14,374,755	0.134615%
78	78174	Conseco Health Ins Co	14,349,664	0.134380%
79	69078	Standard Security Life Ins Co Of NY	13,768,479	0.128937%
80	87963	National Teachers Assoc Life Ins Co	12,886,524	0.120678%
81	67539	Pan American Life Ins Co	12,851,365	0.120349%
82	62944	AXA Equitable Life Ins Co	11,759,509	0.110124%
83	69663	USAA Life Ins Co	11,451,368	0.107238%
84	68721	Security Life Ins Co Of Amer	11,031,476	0.103306%
85	90638	Best Life And Health Ins Co	11,025,273	0.103248%
86	62596	Union Fidelity Life Ins Co	9,969,938	0.093365%
87	93777	Household Life Ins Co	9,883,595	0.092556%
88	70319	Washington Natl Ins Co	9,663,813	0.090498%
89	60186	Allstate Life Ins Co	9,263,522	0.086750%
90	61425	Trustmark Ins Co	8,397,305	0.078638%

California Life & Annuity Market Share Report
Premiums Written During Calendar Year 2005
Line of Business: ACCIDENT AND HEALTH
Sorted By Market Share

Record Count	Company Code	Company Name	Written Premium	Market Share
91	74268	Hartford Life Grp Ins Co	8,351,455	0.078209%
92	65536	Genworth Life & Annuity Ins Co	8,179,695	0.076600%
93	69116	State Life Ins Co	8,019,433	0.075099%
94	86355	Standard Life & Accident Ins Co	7,726,949	0.072360%
95	69914	Sears Life Ins Co	7,588,379	0.071063%
96	60275	American Bankers Life Assur Co Of FL	7,536,084	0.070573%
97	98884	Union Security Life Ins Co	6,401,858	0.059951%
98	60895	American United Life Ins Co	6,260,714	0.058629%
99	80896	Centre Life Ins Co	6,098,630	0.057112%
100	69000	Northwestern Long Term Care Ins Co	6,049,146	0.056648%
101	62863	Trustmark Life Ins Co	5,984,495	0.056043%
102	66605	Peoples Benefit Life Ins Co	5,778,535	0.054114%
103	65323	Liberty Life Ins Co	5,571,927	0.052179%
104	73474	Dentegra Ins Co	5,279,412	0.049440%
105	66370	Mony Life Ins Co	5,167,850	0.048395%
106	65951	Merit Life Ins Co	5,024,282	0.047051%
107	60577	American Income Life Ins Co	5,010,247	0.046919%
108	67660	Pennsylvania Life Ins Co	4,967,636	0.046520%
109	86231	Transamerica Life Ins Co	4,902,681	0.045912%
110	60674	American Life & Health Ins Co	4,881,080	0.045710%
111	68373	American Gen Assur Co	4,681,366	0.043839%
112	66680	National Life Ins Co	4,628,182	0.043341%
113	67369	Alta Health & Life Ins Co	4,547,073	0.042582%
114	71439	Assurity Life Ins Co	4,470,748	0.041867%
115	67466	Pacific Life Ins Co	4,450,633	0.041679%
116	71854	AAA Life Ins Co	4,342,205	0.040663%
117	65110	Kanawha Ins Co	3,765,777	0.035265%
118	63479	United Teacher Assoc Ins Co	3,708,323	0.034727%
119	66265	Monarch Life Ins Co	3,596,192	0.033677%
120	63665	General American Life Ins Co	3,482,963	0.032617%
121	80799	Celtic Ins Co	3,198,757	0.029955%
122	65676	Lincoln Natl Life Ins Co	3,165,296	0.029642%
123	67032	North Carolina Mut Life Ins Co	3,112,136	0.029144%
124	71129	Fort Dearborn Life Ins Co	3,030,642	0.028381%
125	63177	Farmers New World Life Ins Co	2,828,930	0.026492%
126	60518	American Health & Life Ins Co	2,786,790	0.026097%
127	91472	Globe Life & Accident Ins Co	2,755,360	0.025803%
128	80837	Union Central Life Ins Co	2,683,933	0.025134%
129	61476	Boston Mut Life Ins Co	2,569,141	0.024059%
130	89206	Ohio Natl Life Assur Corp	2,536,570	0.023754%
131	71471	Medico Life Ins Co	2,514,759	0.023550%
132	68047	Professional Ins Co	2,495,092	0.023366%
133	69345	Teachers Ins & Ann Assoc Of Amer	2,404,247	0.022515%
134	68160	Balboa Life Ins Co	2,353,756	0.022042%
135	80705	Great West Life Assur Co	2,329,673	0.021817%

California Life & Annuity Market Share Report
Premiums Written During Calendar Year 2005
Line of Business: ACCIDENT AND HEALTH
Sorted By Market Share

Record Count	Company Code	Company Name	Written Premium	Market Share
136	61360	Reliastar Life Ins Co Of NY	2,087,821	0.019552%
137	63258	Federated Life Ins Co	2,032,346	0.019032%
138	71730	Continental American Ins Co	2,001,981	0.018748%
139	67695	Federal Home Life Ins Co	1,961,889	0.018372%
140	63312	Great American Life Ins Co	1,877,650	0.017584%
141	68764	Security Financial Life Ins Co	1,784,073	0.016707%
142	67644	Penn Mut Life Ins Co	1,751,397	0.016401%
143	69701	Union Bankers Ins Co	1,750,809	0.016396%
144	67784	Philadelphia American Life Ins Co	1,705,900	0.015975%
145	65722	Loyal American Life Ins Co	1,697,874	0.015900%
146	91626	New England Life Ins Co	1,676,047	0.015696%
147	61492	Business Mens Assur Co Of Amer	1,634,807	0.015309%
148	65080	John Alden Life Ins Co	1,614,801	0.015122%
149	80659	US Bus of the Canada Life Assur Co	1,548,217	0.014499%
150	66672	American Gen Life & Acc Ins Co	1,494,281	0.013993%
151	31119	Medico Ins Co	1,476,259	0.013825%
152	60739	American Natl Ins Co	1,440,585	0.013491%
153	60488	American Gen Life Ins Co	1,378,541	0.012910%
154	84697	American Specialty Hlth Ins Co	1,353,106	0.012671%
155	84824	Allmerica Financial Life & Annuity	1,351,721	0.012658%
156	67172	Ohio Natl Life Ins Co	1,325,136	0.012409%
157	71404	Continental General Ins Co	1,209,715	0.011329%
158	61751	Central States H & L Co Of Omaha	1,200,826	0.011245%
159	78301	Westward Life Ins Co	1,182,906	0.011078%
160	98205	National Foundation Life Ins Co	1,135,422	0.010633%
161	81027	Veterans Life Ins Co	1,119,693	0.010486%
162	62286	Golden Rule Ins Co	1,110,029	0.010395%
163	61832	Chesapeake Life Ins Co	1,075,992	0.010076%
164	61883	Central United Life Ins Co	1,012,345	0.009480%
165	68136	Protective Life Ins Co	982,665	0.009202%
166	82538	National Health Ins Co	964,364	0.009031%
167	60836	American Republic Ins Co	862,095	0.008073%
168	65749	Cuna Mut Life Ins Co	829,330	0.007766%
169	80675	US Bus of Crown Life Ins Co	791,023	0.007408%
170	71714	Berkshire Life Ins Co of Amer	739,188	0.006922%
171	69930	United Ins Co Of Amer	722,497	0.006766%
172	77968	Family Heritage Life Ins Co Of Amer	716,671	0.006711%
173	90328	First Health Life & Health Ins Co	645,316	0.006043%
174	70629	World Ins Co	628,807	0.005889%
175	71773	American Natl Life Ins Co Of TX	584,497	0.005474%
176	62065	Colonial Penn Life Ins Co	570,060	0.005338%
177	84786	Colorado Bankers Life Ins Co	552,136	0.005171%
178	65811	American Modern Life Ins Co	528,067	0.004945%
179	61506	Resource Life Ins Co	518,284	0.004854%
180	60142	TIAA Cref Life Ins Co	515,090	0.004824%

California Life & Annuity Market Share Report
Premiums Written During Calendar Year 2005
Line of Business: ACCIDENT AND HEALTH
Sorted By Market Share

Record Count	Company Code	Company Name	Written Premium	Market Share
181	68810	Sentry Life Ins Co	506,749	0.004746%
182	67814	Phoenix Life Ins Co	493,838	0.004625%
183	66583	National Guardian Life Ins Co	491,732	0.004605%
184	65781	Madison Natl Life Ins Co Inc	491,573	0.004603%
185	90956	National Financial Ins Co	489,072	0.004580%
186	60607	American Intl Life Assr Co NY	486,678	0.004558%
187	88668	Mutual Of Amer Life Ins Co	432,038	0.004046%
188	65900	Conseco Life Ins Co	417,918	0.003914%
189	60682	Conseco Ins Co	411,565	0.003854%
190	69515	Medamerica Ins Co	390,563	0.003657%
191	67059	North Coast Life Ins Co	385,014	0.003606%
192	62928	EMC Natl Life Co	373,515	0.003498%
193	68772	Security Mut Life Ins Co Of NY	349,480	0.003273%
194	67199	Old American Ins Co	336,719	0.003153%
195	62383	Centurion Life Ins Co	315,078	0.002951%
196	70483	Western & Southern Life Ins Co	309,199	0.002896%
197	70688	Transamerica Financial Life Ins Co	296,107	0.002773%
198	61689	Amerus Life Ins Co	283,260	0.002653%
199	81426	Commercial Travelers Mut Ins Co	254,816	0.002386%
200	65129	Kansas City Life Ins Co	237,821	0.002227%
201	64645	Indianapolis Life Ins Co	216,257	0.002025%
202	68225	Nationwide Life Ins Co of Amer	209,491	0.001962%
203	77879	5 Star Life Ins Co	196,364	0.001839%
204	71153	Hartford Life & Annuity Ins Co	194,437	0.001821%
205	64580	Illinois Mut Life Ins Co	189,077	0.001771%
206	68284	Pyramid Life Ins Co	185,863	0.001741%
207	71331	Careamerica Life Ins Co	173,793	0.001628%
208	61409	National Benefit Life Ins Co	154,371	0.001446%
209	63924	Golden State Mut Life Ins Co	151,827	0.001422%
210	71420	Sierra Health & Life Ins Co Inc	141,234	0.001323%
211	90212	Great Southern Life Ins Co	138,999	0.001302%
212	70211	Valley Forge Life Ins Co	137,142	0.001284%
213	65919	Primerica Life Ins Co	133,706	0.001252%
214	61212	Baltimore Life Ins Co	128,531	0.001204%
215	64017	Jefferson Natl Life Ins Co	127,470	0.001194%
216	69140	First Allmerica Fin Life Ins Co	126,508	0.001185%
217	65242	Lafayette Life Ins Co	124,037	0.001162%
218	72125	Physicians Life Ins Co	101,962	0.000955%
219	76112	Oxford Life Ins Co	100,136	0.000938%
220	65331	Liberty Natl Life Ins Co	91,973	0.000861%
221	67261	Old Republic Life Ins Co	89,898	0.000842%
222	64238	Guaranty Income Life Ins Co	80,063	0.000750%
223	61395	Beneficial Life Ins Co	69,836	0.000654%
224	69922	United Home Life Ins Co	69,313	0.000649%
225	76236	Cincinnati Life Ins Co	68,416	0.000641%

California Life & Annuity Market Share Report
Premiums Written During Calendar Year 2005
Line of Business: ACCIDENT AND HEALTH
Sorted By Market Share

Record Count	Company Code	Company Name	Written Premium	Market Share
226	80322	Citicorp Life Ins Co	66,121	0.000619%
227	64343	Pacific Guardian Life Ins Co Ltd	63,339	0.000593%
228	63401	First Colony Life Ins Co	59,492	0.000557%
229	80985	BCS Life Ins Co	56,278	0.000527%
230	66427	MTL Ins Co	55,124	0.000516%
231	63223	Federal Life Ins Co	53,806	0.000504%
232	60291	American Capitol Ins Co	52,869	0.000495%
233	67865	Jefferson Pilot Life Ins Co	50,204	0.000470%
234	64513	Horace Mann Life Ins Co	50,196	0.000470%
235	62359	Constitution Life Ins Co	47,259	0.000443%
236	97179	American Medical Security Life InsCo	47,115	0.000441%
237	81779	Individual Assur Co Life Hlth & Acc	44,270	0.000415%
238	60046	Academy Life Ins Co	42,634	0.000399%
239	69256	Sunamerica Life Ins Co	37,059	0.000347%
240	63983	United Heritage Life Ins Co	36,138	0.000338%
241	70335	West Coast Life Ins Co	35,426	0.000332%
242	69310	Surety Life Ins Co	34,186	0.000320%
243	62634	Delaware American Life Ins Co	34,042	0.000319%
244	65927	Lincoln Heritage Life Ins Co	32,160	0.000301%
245	76023	Columbian Life Ins Co	30,171	0.000283%
246	91391	Southwestern Life Ins Co	30,032	0.000281%
247	94471	Americom Life & Annuity Ins Co	30,017	0.000281%
248	65056	Jackson Natl Life Ins Co	27,843	0.000261%
249	85561	Perico Life Ins Co	25,788	0.000241%
250	62057	Jefferson Pilot Lifeamerica Ins Co	24,255	0.000227%
251	63967	Government Personnel Mut Life Ins Co	24,224	0.000227%
252	60704	American Life Ins Co of NY	23,971	0.000224%
253	99937	Columbus Life Ins Co	22,123	0.000207%
254	97764	Idealife Ins Co	20,188	0.000189%
255	84522	Auto Club Life Ins Co	19,503	0.000183%
256	61700	Renaissance L & H Ins Co of Amer	17,607	0.000165%
257	81620	Metlife Investors Ins Co of CA	14,869	0.000139%
258	61069	Anthem Life Ins Co	10,992	0.000103%
259	60445	Sagicor Life Ins Co	10,803	0.000101%
260	68713	Security Life Of Denver Ins Co	10,053	0.000094%
261	69485	Security Natl Life Ins Co	9,683	0.000091%
262	67652	First Penn Pacific Life Ins Co	9,524	0.000089%
263	66974	North American Co Life & Hlth Ins	9,336	0.000087%
264	65838	John Hancock Life Ins Co (USA)	9,020	0.000084%
265	63657	Garden State Life Ins Co	9,013	0.000084%
266	66044	Midland Natl Life Ins Co	8,915	0.000083%
267	70874	Allstate Life Ins Co Of NY	8,052	0.000075%
268	60038	Acacia Life Ins Co	8,035	0.000075%
269	94188	Lifewise Assur Co	7,617	0.000071%
270	68446	Scor Life Ins Co	7,032	0.000066%

California Life & Annuity Market Share Report
 Premiums Written During Calendar Year 2005
 Line of Business: **ACCIDENT AND HEALTH**
 Sorted By Market Share

Record Count	Company Code	Company Name	Written Premium	Market Share
271	67180	Ohio State Life Ins Co	5,835	0.000055%
272	62898	Aviva Life Ins Co	5,456	0.000051%
273	63487	Investors Life Ins Co North Amer	4,821	0.000045%
274	77720	Columbia Universal Life Ins Co	4,772	0.000045%
275	61999	Americo Financial Life Annuity Ins	4,267	0.000040%
276	80942	ING USA Annuity and Life Ins Co	3,842	0.000036%
277	69272	Sunset Life Ins Co Of Amer	3,680	0.000034%
278	78743	New Era Life Ins Co	2,906	0.000027%
279	90557	Kemper Investors Life Ins Co	2,847	0.000027%
280	72850	United World Life Ins Co	2,739	0.000026%
281	67393	Ozark Natl Life Ins Co	2,548	0.000024%
282	70114	Unity Mut Life Ins Co	2,299	0.000022%
283	60183	S USA Life Ins Co Inc	2,228	0.000021%
284	86509	Ing Life Ins & Annuity Co	2,181	0.000020%
285	97241	NGL American Life Ins Co	1,942	0.000018%
286	65528	Life Ins Co Of The Southwest	1,816	0.000017%
287	67164	Chase Life & Annuity Co	1,369	0.000013%
288	70157	Universal Life Ins Co	1,219	0.000011%
289	68357	Reliable Life Ins Co	1,171	0.000011%
290	76694	London Life Reins Co	1,119	0.000010%
291	91693	United Family Life Ins Co	844	0.000008%
292	81078	American Network Ins Co	837	0.000008%
293	89184	Sterling Investors Life Ins Co	582	0.000005%
294	94250	Banner Life Ins Co	478	0.000004%
295	62103	Columbian Mut Life Ins Co	245	0.000002%
296	86126	Members Life Ins Co	226	0.000002%
297	88536	Protective Life And Annuity Ins Co	190	0.000002%
298	63495	First Investors Life Ins Co	141	0.000001%
	Totals:		10,678,447,915	100.000000%

California Life & Annuity Market Share Report
Premiums Written During Calendar Year 2005
Line of Business: DEPOSIT TYPE CONTRACT FUNDS
Sorted By Market Share

Record Count	Company Code	Company Name	Written Premium	Market Share
1	61271	Principal Life Ins Co	1,233,413,795	31.530772%
2	86231	Transamerica Life Ins Co	527,548,463	13.486155%
3	88072	Hartford Life Ins Co	458,491,892	11.720805%
4	67121	Transamerica Occidental Life Ins Co	387,892,908	9.916026%
5	87726	Metlife Ins Co of CT	237,737,318	6.077475%
6	80942	ING USA Annuity and Life Ins Co	220,000,000	5.624041%
7	93629	Prudential Retirement Ins & Anuty Co	149,116,122	3.811978%
8	60142	TIAA Cref Life Ins Co	64,189,556	1.640930%
9	67466	Pacific Life Ins Co	63,634,204	1.626734%
10	62308	Connecticut General Life Ins Co	52,939,469	1.353335%
11	66915	New York Life Ins Co	48,382,199	1.236834%
12	60631	American Investors Life Ins Co	46,782,365	1.195936%
13	63177	Farmers New World Life Ins Co	46,099,762	1.178486%
14	69051	Standard Life Ins Co Of IN	28,967,356	0.740516%
15	61689	Amerus Life Ins Co	19,542,773	0.499588%
16	84514	Industrial Alliance Pacific US Branc	17,626,553	0.450602%
17	63665	General American Life Ins Co	17,458,161	0.446297%
18	68608	Symetra Life Ins Co	17,383,693	0.444394%
19	67601	Paul Revere Variable Annuity Ins Co	16,915,144	0.432416%
20	67814	Phoenix Life Ins Co	16,412,791	0.419574%
21	69868	United Of Omaha Life Ins Co	13,943,170	0.356441%
22	63274	Fidelity & Guaranty Life Ins Co	13,431,997	0.343373%
23	65595	Lincoln Benefit Life Co	12,687,569	0.324343%
24	61301	Ameritas Life Ins Corp	11,807,220	0.301838%
25	60054	Aetna Life Ins Co	11,751,293	0.300408%
26	68241	Prudential Ins Co Of Amer	11,357,631	0.290344%
27	71153	Hartford Life & Annuity Ins Co	10,614,695	0.271352%
28	60739	American Natl Ins Co	9,973,887	0.254971%
29	60488	American Gen Life Ins Co	9,847,684	0.251744%
30	69345	Teachers Ins & Ann Assoc Of Amer	8,767,160	0.224122%
31	70408	Union Security Ins Co	8,761,300	0.223972%
32	63401	First Colony Life Ins Co	7,986,515	0.204166%
33	93696	Fidelity Investments Life Ins Co	6,857,516	0.175304%
34	62898	Aviva Life Ins Co	6,538,335	0.167145%
35	66044	Midland Natl Life Ins Co	5,444,774	0.139189%
36	68136	Protective Life Ins Co	5,023,996	0.128433%
37	86509	Ing Life Ins & Annuity Co	4,936,189	0.126188%
38	63312	Great American Life Ins Co	4,849,457	0.123971%
39	61999	Americo Financial Life Annuity Ins	4,249,160	0.108625%
40	65056	Jackson Natl Life Ins Co	4,021,156	0.102796%
41	90557	Kemper Investors Life Ins Co	4,012,727	0.102581%
42	70025	Genworth Life Ins Co	3,888,189	0.099397%
43	67091	Northwestern Mut Life Ins Co	3,431,384	0.087719%
44	81620	Metlife Investors Ins Co of CA	3,090,115	0.078995%
45	64645	Indianapolis Life Ins Co	2,918,147	0.074599%

California Life & Annuity Market Share Report
Premiums Written During Calendar Year 2005
Line of Business: DEPOSIT TYPE CONTRACT FUNDS
Sorted By Market Share

Record Count	Company Code	Company Name	Written Premium	Market Share
46	86630	American Skandia Life Assur Corp	2,741,336	0.070079%
47	84174	Employees Life Co Mut	2,729,142	0.069767%
48	70432	AIG Annuity Ins Co	2,676,009	0.068409%
49	72125	Physicians Life Ins Co	2,653,770	0.067841%
50	68225	Nationwide Life Ins Co of Amer	2,617,220	0.066906%
51	71854	AAA Life Ins Co	2,560,754	0.065463%
52	66168	Minnesota Life Ins Co	2,530,914	0.064700%
53	60038	Acacia Life Ins Co	2,528,350	0.064634%
54	67644	Penn Mut Life Ins Co	2,418,224	0.061819%
55	65005	IDS Life Ins Co	2,368,438	0.060546%
56	68322	Great West Life & Annuity Ins Co	1,972,171	0.050416%
57	67105	Reliastar Life Ins Co	1,849,893	0.047290%
58	94099	United Investors Life Ins Co	1,560,766	0.039899%
59	60186	Allstate Life Ins Co	1,192,319	0.030480%
60	80950	Metlife Life & Annuity Co of CT	1,181,364	0.030200%
61	67172	Ohio Natl Life Ins Co	1,175,356	0.030047%
62	69108	State Farm Life Ins Co	1,105,179	0.028253%
63	66850	National Western Life Ins Co	1,085,001	0.027737%
64	68039	Presidential Life Ins Co	901,011	0.023033%
65	79227	Pruco Life Ins Co	837,187	0.021402%
66	93661	Annuity Investors Life Ins Co	830,060	0.021220%
67	97268	Pacific Life & Annuity Co	790,620	0.020211%
68	65978	Metropolitan Life Ins Co	702,453	0.017957%
69	64017	Jefferson Natl Life Ins Co	696,162	0.017797%
70	66974	North American Co Life & Hlth Ins	680,948	0.017408%
71	62944	AXA Equitable Life Ins Co	591,602	0.015124%
72	64343	Pacific Guardian Life Ins Co Ltd	587,916	0.015029%
73	69019	Standard Ins Co	501,811	0.012828%
74	60410	American Fidelity Assur Co	483,675	0.012365%
75	90212	Great Southern Life Ins Co	469,000	0.011989%
76	68764	Security Financial Life Ins Co	467,222	0.011944%
77	69663	USAA Life Ins Co	444,800	0.011371%
78	97977	Ameritas Variable Life Ins Co	444,229	0.011356%
79	65242	Lafayette Life Ins Co	429,076	0.010969%
80	60046	Academy Life Ins Co	386,296	0.009875%
81	66842	AIG Life Ins Co	370,434	0.009470%
82	69477	Time Ins Co	323,875	0.008279%
83	84786	Colorado Bankers Life Ins Co	248,100	0.006342%
84	80837	Union Central Life Ins Co	226,917	0.005801%
85	62235	Unum Life Ins Co Of Amer	226,431	0.005788%
86	71129	Fort Dearborn Life Ins Co	205,563	0.005255%
87	70335	West Coast Life Ins Co	193,049	0.004935%
88	63983	United Heritage Life Ins Co	178,917	0.004574%
89	64238	Guaranty Income Life Ins Co	178,655	0.004567%
90	61875	Church Life Ins Corp	175,172	0.004478%

California Life & Annuity Market Share Report
Premiums Written During Calendar Year 2005
Line of Business: DEPOSIT TYPE CONTRACT FUNDS
Sorted By Market Share

Record Count	Company Code	Company Name	Written Premium	Market Share
91	91596	New York Life Ins & Annuity Corp	174,750	0.004467%
92	65935	Massachusetts Mut Life Ins Co	154,406	0.003947%
93	98213	Financial Benefit Life Ins Co	127,109	0.003249%
94	62345	Berkshire Hathaway Life Ins Co NE	100,000	0.002556%
95	64211	Guarantee Trust Life Ins Co	93,423	0.002388%
96	65315	Liberty Life Assur Co Of Boston	85,894	0.002196%
97	65129	Kansas City Life Ins Co	84,514	0.002161%
98	60895	American United Life Ins Co	82,774	0.002116%
99	62928	EMC Natl Life Co	77,800	0.001989%
100	97055	Mega Life & Health Ins Co The	68,283	0.001746%
101	64130	Life Investors Ins Co Of Amer	62,539	0.001599%
102	70688	Transamerica Financial Life Ins Co	56,272	0.001439%
103	66427	MTL Ins Co	54,023	0.001381%
104	63487	Investors Life Ins Co North Amer	50,661	0.001295%
105	92622	Western Southern Life Assur Co	50,000	0.001278%
106	65722	Loyal American Life Ins Co	42,704	0.001092%
107	60518	American Health & Life Ins Co	35,760	0.000914%
108	63223	Federal Life Ins Co	21,358	0.000546%
109	61492	Business Mens Assur Co Of Amer	14,913	0.000381%
110	69698	New Era Life Ins Co Of Midwest	14,595	0.000373%
111	62626	Cuna Mut Ins Society	11,405	0.000292%
112	80985	BCS Life Ins Co	11,101	0.000284%
113	66281	Monumental Life Ins Co	8,716	0.000223%
114	67598	Paul Revere Life Ins Co	8,063	0.000206%
115	66605	Peoples Benefit Life Ins Co	7,550	0.000193%
116	88668	Mutual Of Amer Life Ins Co	6,807	0.000174%
117	67180	Ohio State Life Ins Co	5,800	0.000148%
118	87645	United Fidelity Life Ins Co	4,601	0.000118%
119	62413	Continental Assur Co	3,732	0.000095%
120	97764	Idealife Ins Co	3,447	0.000088%
121	91626	New England Life Ins Co	1,901	0.000049%
122	68810	Sentry Life Ins Co	1,884	0.000048%
123	68772	Security Mut Life Ins Co Of NY	1,432	0.000037%
124	65323	Liberty Life Ins Co	1,373	0.000035%
125	70319	Washington Natl Ins Co	1,312	0.000034%
126	69485	Security Natl Life Ins Co	1,049	0.000027%
127	68802	Sentinel Security Life Ins Co	603	0.000015%
128	78743	New Era Life Ins Co	567	0.000014%
129	66087	Mid West Natl Life Ins Co Of TN	483	0.000012%
130	69272	Sunset Life Ins Co Of Amer	355	0.000009%
131	91693	United Family Life Ins Co	204	0.000005%
132	61395	Beneficial Life Ins Co	169	0.000004%
133	91413	Western Reserve Life Assur Co of OH	166	0.000004%
134	66540	National Farmers Union Life Ins Co	152	0.000004%
135	61832	Chesapeake Life Ins Co	119	0.000003%

California Life & Annuity Market Share Report
 Premiums Written During Calendar Year 2005
 Line of Business: **DEPOSIT TYPE CONTRACT FUNDS**
 Sorted By Market Share

Record Count	Company Code	Company Name	Written Premium	Market Share
136	61700	Renaissance L & H Ins Co of Amer	50	0.000001%
137	61751	Central States H & L Co Of Omaha	30	0.000001%
	Totals:		3,911,778,026	100.000000%

California Life & Annuity Market Share Report
Premiums Written During Calendar Year 2005
Line of Business: OTHER CONSIDERATIONS
Sorted By Market Share

Record Count	Company Code	Company Name	Written Premium	Market Share
1	65838	John Hancock Life Ins Co (USA)	2,455,851,413	27.885361%
2	68241	Prudential Ins Co Of Amer	1,105,096,715	12.547999%
3	71153	Hartford Life & Annuity Ins Co	944,300,005	10.722207%
4	65978	Metropolitan Life Ins Co	801,994,972	9.106381%
5	66869	Nationwide Life Ins Co	727,595,079	8.261596%
6	88072	Hartford Life Ins Co	705,454,424	8.010196%
7	67466	Pacific Life Ins Co	642,779,963	7.298549%
8	65935	Massachusetts Mut Life Ins Co	440,015,902	4.996231%
9	86231	Transamerica Life Ins Co	321,182,691	3.646921%
10	69019	Standard Ins Co	137,388,487	1.560000%
11	66168	Minnesota Life Ins Co	130,465,229	1.481388%
12	88668	Mutual Of Amer Life Ins Co	90,007,377	1.022003%
13	65099	John Hancock Life Ins Co	84,895,538	0.963960%
14	67121	Transamerica Occidental Life Ins Co	35,941,254	0.408101%
15	66915	New York Life Ins Co	33,948,727	0.385476%
16	66281	Monumental Life Ins Co	26,619,653	0.302257%
17	86509	Ing Life Ins & Annuity Co	26,229,700	0.297829%
18	91626	New England Life Ins Co	23,465,070	0.266438%
19	62944	AXA Equitable Life Ins Co	19,224,354	0.218286%
20	67644	Penn Mut Life Ins Co	16,131,616	0.183169%
21	92657	Nationwide Life And Annuity Ins Co	15,906,441	0.180612%
22	67172	Ohio Natl Life Ins Co	7,882,631	0.089505%
23	70688	Transamerica Financial Life Ins Co	7,834,347	0.088956%
24	65129	Kansas City Life Ins Co	1,945,073	0.022086%
25	90204	John Hancock Variable Life Ins Co	1,513,954	0.017190%
26	61271	Principal Life Ins Co	1,198,448	0.013608%
27	67091	Northwestern Mut Life Ins Co	556,288	0.006316%
28	69868	United Of Omaha Life Ins Co	518,911	0.005892%
29	78778	Guardian Ins & Annuity Co Inc	428,814	0.004869%
30	93262	Penn Ins & Annuity Co	245,256	0.002785%
31	66419	Mutual Service Life Ins Co	125,667	0.001427%
32	97268	Pacific Life & Annuity Co	100,000	0.001135%
33	81213	American Maturity Life Ins Co	45,298	0.000514%
34	93246	Sage Life Assur Of Amer Inc	34,454	0.000391%
35	66850	National Western Life Ins Co	30,727	0.000349%
36	70815	Hartford Life & Accident Ins Co	1,400	0.000016%
	Totals:		8,806,955,878	100.000000%

2005 CALIFORNIA LIFE & ANNUITY MARKET SHARE REPORT

Premiums Written During The Calendar Year

Sorted By Company Name (Alphabetical)

Record Count	Company Code	Company Name	Life Insurance	Annuity Considerations	Accident And Health	Deposit Type Contract Funds	Other Considerations	Total	Market Share	Rank
1	77879	5 Star Life Ins Co	6,621,989	0	196,364	0	0	6,818,353	0.012159%	250
2	71854	AAA Life Ins Co	48,605,532	51,168,176	4,342,205	2,560,754	0	106,676,667	0.190230%	89
3	60038	Acacia Life Ins Co	10,621,963	1,210,484	8,035	2,528,350	0	14,368,832	0.025623%	200
4	60046	Academy Life Ins Co	2,354,310	3,500	42,634	386,296	0	2,786,740	0.004969%	298
5	60054	Aetna Life Ins Co	65,841,501	1,314,864	709,436,855	11,751,293	0	788,344,513	1.405806%	22
6	60232	AGL Life Assur Co	69,638	9,289,026	0	0	0	9,358,664	0.016689%	228
7	70432	AIG Annuity Ins Co	340,511	931,597,679	0	2,676,009	0	934,614,199	1.666639%	16
8	66842	AIG Life Ins Co	25,960,705	7,750,681	31,568,021	370,434	0	65,649,841	0.117069%	118
9	60941	AIG SunAmerica Life Assur Co	3,863,823	366,239,410	0	0	0	370,103,233	0.659982%	45
10	90611	Allianz Life Ins Co Of North Amer	28,476,964	1,583,542,562	40,605,483	0	0	1,652,625,009	2.947024%	6
11	84824	Allmerica Financial Life & Annuity	7,085,427	4,093,669	1,351,721	0	0	12,530,817	0.022345%	215
12	70866	Allstate Assur Co	0	2,100	0	0	0	2,100	0.000004%	403
13	60186	Allstate Life Ins Co	127,037,475	579,882,222	9,263,522	1,192,319	0	717,375,538	1.279251%	23
14	70874	Allstate Life Ins Co Of NY	475,756	135,462	8,052	0	0	619,270	0.001104%	346
15	67369	Alta Health & Life Ins Co	4,680,592	0	4,547,073	0	0	9,227,665	0.016455%	229
16	68594	American Amicable Life Ins Co Of TX	5,211,312	84,920	0	0	0	5,296,232	0.009444%	262
17	60275	American Bankers Life Assur Co Of F	4,351,527	25,840	7,536,084	0	0	11,913,451	0.021245%	217
18	60291	American Capitol Ins Co	274,485	0	52,869	0	0	327,354	0.000584%	360
19	94234	American Enterprise Life Ins Co	4,846	155,282,959	0	0	0	155,287,805	0.276915%	70
20	92738	American Equity Invest Life Ins Co	7,579	289,572,729	0	0	0	289,580,308	0.516391%	51
21	60380	American Family Life Asr Co Columbu	9,011,262	0	199,625,774	0	0	208,637,036	0.372049%	58
22	60399	American Family Life Ins Co	1,187,844	5,325	0	0	0	1,193,169	0.002128%	329
23	60410	American Fidelity Assur Co	15,455,515	22,578,684	55,319,537	483,675	0	93,837,411	0.167334%	101
24	60429	American Fidelity Life Ins Co	1,535,960	69,002	0	0	0	1,604,962	0.002862%	317
25	68373	American Gen Assur Co	4,322,425	0	4,681,366	0	0	9,003,791	0.016056%	231
26	66672	American Gen Life & Acc Ins Co	27,420,425	9,327,662	1,494,281	0	0	38,242,368	0.068195%	151
27	60488	American Gen Life Ins Co	398,020,013	92,366,365	1,378,541	9,847,684	0	501,612,603	0.894495%	31
28	60518	American Health & Life Ins Co	1,105,134	0	2,786,790	35,760	0	3,927,684	0.007004%	274
29	60534	American Heritage Life Ins Co	4,341,890	111,858	22,862,256	0	0	27,316,004	0.048711%	170
30	60577	American Income Life Ins Co	37,474,801	1,376	5,010,247	0	0	42,486,424	0.075763%	143

2005 CALIFORNIA LIFE & ANNUITY MARKET SHARE REPORT

Premiums Written During The Calendar Year

Sorted By Company Name (Alphabetical)

Record Count	Company Code	Company Name	Life Insurance	Annuity Considerations	Accident	Deposit	Other Considerations	Total	Market Share	Rank
					And Health	Type Contract Funds				
31	60607	American Intl Life Assr Co NY	2,088,889	544,723	486,678	0	0	3,120,290	0.005564%	288
32	60631	American Investors Life Ins Co	5,670	67,237,177	0	46,782,365	0	114,025,212	0.203334%	86
33	60674	American Life & Health Ins Co	6,649	0	4,881,080	0	0	4,887,729	0.008716%	267
34	60704	American Life Ins Co of NY	1,059,876	0	23,971	0	0	1,083,847	0.001933%	336
35	81213	American Maturity Life Ins Co	0	463,551	0	0	45,298	508,849	0.000907%	349
36	97179	American Medical Security Life InsCo	359,369	0	47,115	0	0	406,484	0.000725%	354
37	67989	American Memorial Life Ins Co	41,753,294	1,110,654	(984)	0	0	42,862,964	0.076435%	142
38	65811	American Modern Life Ins Co	598,078	0	528,067	0	0	1,126,145	0.002008%	334
39	60739	American Natl Ins Co	46,858,507	92,625,256	1,440,585	9,973,887	0	150,898,235	0.269087%	72
40	71773	American Natl Life Ins Co Of TX	230,039	0	584,497	0	0	814,536	0.001453%	341
41	81078	American Network Ins Co	0	0	837	0	0	837	0.000001%	405
42	93653	American Partners Life Ins Co	1,587	15,817,708	0	0	0	15,819,295	0.028210%	193
43	60836	American Republic Ins Co	995,562	0	862,095	0	0	1,857,657	0.003313%	313
44	86630	American Skandia Life Assur Corp	709,678	432,003,983	0	2,741,336	0	435,454,997	0.776520%	36
45	84697	American Specialty Hlth Ins Co	0	0	1,353,106	0	0	1,353,106	0.002413%	326
46	60895	American United Life Ins Co	10,282,331	79,592,968	6,260,714	82,774	0	96,218,787	0.171581%	97
47	61999	Americo Financial Life Annuity Ins	15,878,438	76,824,693	4,267	4,249,160	0	96,956,558	0.172897%	95
48	94471	Americom Life & Annuity Ins Co	1,443,124	19,209,068	30,017	0	0	20,682,209	0.036881%	184
49	61301	Ameritas Life Ins Corp	6,349,072	4,667,260	32,763,425	11,807,220	0	55,586,977	0.099125%	126
50	97977	Ameritas Variable Life Ins Co	17,503,223	11,215,900	0	444,229	0	29,163,352	0.052005%	167
51	61689	Amerus Life Ins Co	66,721,191	115,762,787	283,260	19,542,773	0	202,310,011	0.360767%	61
52	72222	Amica Life Ins Co	3,075,988	154,847	0	0	0	3,230,835	0.005761%	284
53	62421	Annuity & Life Reassur Amer Inc	948,444	0	0	0	0	948,444	0.001691%	338
54	93661	Annuity Investors Life Ins Co	0	41,102,609	0	830,060	0	41,932,669	0.074776%	146
55	61069	Anthem Life Ins Co	3,704,515	0	10,992	0	0	3,715,507	0.006626%	277
56	71439	Assurity Life Ins Co	8,968,912	1,010,538	4,470,748	0	0	14,450,198	0.025768%	199
57	61182	Aurora Natl Life Assur Co	12,670,154	0	0	(184,963)	0	12,485,191	0.022264%	216
58	84522	Auto Club Life Ins Co	4,436,520	629,639	19,503	0	0	5,085,662	0.009069%	265
59	62898	Aviva Life Ins Co	7,590,668	98,882,403	5,456	6,538,335	0	113,016,862	0.201536%	87
60	62944	AXA Equitable Life Ins Co	239,074,029	820,894,180	11,759,509	591,602	19,224,354	1,091,543,674	1.946482%	14

2005 CALIFORNIA LIFE & ANNUITY MARKET SHARE REPORT

Premiums Written During The Calendar Year

Sorted By Company Name (Alphabetical)

Record Count	Company Code	Company Name	Life Insurance	Annuity Considerations	Accident And Health	Deposit	Other Considerations	Total	Market Share	Rank
						Type Contract Funds				
61	62880	AXA Life & Annuity Co	2,226,590	0	0	0	0	2,226,590	0.003971%	306
62	68160	Balboa Life Ins Co	785,679	0	2,353,756	0	0	3,139,435	0.005598%	287
63	61212	Baltimore Life Ins Co	2,961,970	0	128,531	0	0	3,090,501	0.005511%	290
64	61263	Bankers Life & Cas Co	8,450,010	58,963,721	61,210,907	0	0	128,624,638	0.229368%	76
65	94250	Banner Life Ins Co	50,380,265	515	478	0	0	50,381,258	0.089842%	134
66	62825	BC Life & Health Ins Co	44,083,032	0	2,262,353,962	0	0	2,306,436,994	4.112926%	3
67	80985	BCS Life Ins Co	1,083,197	0	56,278	11,101	0	1,150,576	0.002052%	333
68	61395	Beneficial Life Ins Co	56,247,487	39,424,800	69,836	169	0	95,742,292	0.170731%	99
69	62345	Berkshire Hathaway Life Ins Co NE	0	115,000	0	100,000	0	215,000	0.000383%	369
70	71714	Berkshire Life Ins Co of Amer	312,637	0	739,188	0	0	1,051,825	0.001876%	337
71	90638	Best Life And Health Ins Co	309,857	0	11,025,273	0	0	11,335,130	0.020213%	220
72	61557	Blue Shield of CA Life & Hlth Ins Co	11,315,398	0	193,472,624	0	0	204,788,022	0.365186%	60
73	61476	Boston Mut Life Ins Co	4,493,036	0	2,569,141	0	0	7,062,177	0.012594%	246
74	61492	Business Mens Assur Co Of Amer	2,551,004	23,229,355	1,634,807	14,913	0	27,430,079	0.048914%	169
75	81060	Canada Life Ins Co Of Amer	67,155	75,581	0	0	0	142,736	0.000255%	376
76	71331	Careamerica Life Ins Co	1,828,556	0	173,793	0	0	2,002,349	0.003571%	310
77	80799	Celtic Ins Co	1,810	0	3,198,757	0	0	3,200,567	0.005707%	285
78	61751	Central States H & L Co Of Omaha	2,976,354	0	1,200,826	30	0	4,177,210	0.007449%	271
79	61883	Central United Life Ins Co	150,466	0	1,012,345	0	0	1,162,811	0.002074%	331
80	80896	Centre Life Ins Co	0	0	6,098,630	0	0	6,098,630	0.010875%	254
81	62383	Centurion Life Ins Co	105,516	1,056,450	315,078	0	0	1,477,044	0.002634%	322
82	61808	Charter Natl Life Ins Co	188	64,335	0	0	0	64,523	0.000115%	387
83	63207	Chase Ins Life and Annuity Co	48,664,819	4,146,502	0	0	0	52,811,321	0.094175%	131
84	70661	Chase Ins Life Co	22,941,031	0	0	0	0	22,941,031	0.040909%	176
85	67164	Chase Life & Annuity Co	994	0	1,369	0	0	2,363	0.000004%	401
86	61832	Chesapeake Life Ins Co	5,749,589	227,346	1,075,992	119	0	7,053,046	0.012577%	247
87	61875	Church Life Ins Corp	755,887	2,943,904	0	175,172	0	3,874,963	0.006910%	275
88	76236	Cincinnati Life Ins Co	2,760,332	167,986	68,416	0	0	2,996,734	0.005344%	292
89	80322	Citicorp Life Ins Co	73,098	101,600	66,121	0	0	240,819	0.000429%	365
90	93432	CM Life Ins Co	48,442,824	52,252,762	0	0	0	100,695,586	0.179564%	93

2005 CALIFORNIA LIFE & ANNUITY MARKET SHARE REPORT

Premiums Written During The Calendar Year

Sorted By Company Name (Alphabetical)

Record Count	Company Code	Company Name	Life Insurance	Annuity Considerations	Accident And Health	Deposit Type Contract Funds	Other Considerations	Total	Market Share	Rank
91	62049	Colonial Life & Accident Ins Co	18,845,675	10,529	87,770,619	0	0	106,626,823	0.190141%	90
92	62065	Colonial Penn Life Ins Co	12,436,099	0	570,060	0	0	13,006,159	0.023193%	213
93	84786	Colorado Bankers Life Ins Co	4,025,699	1,898,055	552,136	248,100	0	6,723,990	0.011990%	252
94	77720	Columbia Universal Life Ins Co	1,392,141	233,746	4,772	0	0	1,630,659	0.002908%	316
95	76023	Columbian Life Ins Co	1,652,022	0	30,171	0	0	1,682,193	0.003000%	315
96	62103	Columbian Mut Life Ins Co	258,108	750	245	0	0	259,103	0.000462%	363
97	99937	Columbus Life Ins Co	26,003,351	104,775	22,123	0	0	26,130,249	0.046596%	171
98	62146	Combined Ins Co Of Amer	6,089,045	0	53,249,360	0	0	59,338,405	0.105814%	125
99	81426	Commercial Travelers Mut Ins Co	0	0	254,816	0	0	254,816	0.000454%	364
100	62308	Connecticut General Life Ins Co	63,750,754	196,530	481,159,185	52,939,469	0	598,045,938	1.066458%	29
101	78174	Conseco Health Ins Co	136,261	0	14,349,664	0	0	14,485,925	0.025832%	198
102	60682	Conseco Ins Co	2,361,951	28,253,607	411,565	0	0	31,027,123	0.055329%	162
103	65900	Conseco Life Ins Co	64,502,583	603,428	417,918	0	0	65,523,929	0.116845%	119
104	76325	Conseco Senior Health Ins Co	234,078	317	30,220,015	0	0	30,454,410	0.054307%	164
105	62359	Constitution Life Ins Co	252,943	0	47,259	0	0	300,202	0.000535%	362
106	71730	Continental American Ins Co	188,441	0	2,001,981	0	0	2,190,422	0.003906%	308
107	62413	Continental Assur Co	17,345,213	(126,833)	24,749,205	3,732	0	41,971,317	0.074845%	145
108	71404	Continental General Ins Co	296,939	60,927	1,209,715	0	0	1,567,581	0.002795%	318
109	62626	Cuna Mut Ins Society	19,118,823	38,587,168	23,811,516	11,405	0	81,528,912	0.145385%	107
110	65749	Cuna Mut Life Ins Co	4,675,341	65,640,087	829,330	0	0	71,144,758	0.126868%	114
111	62634	Delaware American Life Ins Co	553,313	0	34,042	0	0	587,355	0.001047%	347
112	73474	Dentegra Ins Co	0	0	5,279,412	0	0	5,279,412	0.009414%	263
113	92444	Doctors Life Ins Co	91,627	17,030	0	0	0	108,657	0.000194%	381
114	62928	EMC Natl Life Co	1,659,458	83,656	373,515	77,800	0	2,194,429	0.003913%	307
115	94285	Empire General Life Assur Corp	66,660,947	0	0	0	0	66,660,947	0.118872%	117
116	84174	Employees Life Co Mut	686,290	2,584,637	0	2,729,142	0	6,000,069	0.010700%	257
117	62510	Equitrust Life Ins Co	11,146	92,343,810	0	0	0	92,354,956	0.164691%	102
118	77968	Family Heritage Life Ins Co Of Amer	0	0	716,671	0	0	716,671	0.001278%	343
119	63053	Family Life Ins Co	5,482,297	15,535	0	0	0	5,497,832	0.009804%	259
120	74004	Family Service Life Ins Co	17,637	681	0	0	0	18,318	0.000033%	394

2005 CALIFORNIA LIFE & ANNUITY MARKET SHARE REPORT

Premiums Written During The Calendar Year

Sorted By Company Name (Alphabetical)

Record Count	Company Code	Company Name	Life Insurance	Annuity Considerations	Accident And Health	Deposit Type Contract Funds	Other Considerations	Total	Market Share	Rank
121	63177	Farmers New World Life Ins Co	214,840,906	36,715,313	2,828,930	46,099,762	0	300,484,911	0.535836%	49
122	67695	Federal Home Life Ins Co	1,928,069	80,444	1,961,889	0	0	3,970,402	0.007080%	272
123	63223	Federal Life Ins Co	2,444,070	99,775	53,806	21,358	0	2,619,009	0.004670%	299
124	63258	Federated Life Ins Co	5,632,060	39,919	2,032,346	0	0	7,704,325	0.013739%	242
125	63274	Fidelity & Guaranty Life Ins Co	105,838,200	298,736,321	0	13,431,997	0	418,006,518	0.745405%	37
126	93696	Fidelity Investments Life Ins Co	1,556,992	115,681,972	0	6,857,516	0	124,096,480	0.221294%	79
127	63290	Fidelity Life Assn	6,023,055	0	0	0	0	6,023,055	0.010741%	256
128	71870	Fidelity Security Life Ins Co	2,311,409	406,298	15,387,365	0	0	18,105,072	0.032286%	191
129	98213	Financial Benefit Life Ins Co	0	300	0	127,109	0	127,409	0.000227%	378
130	69140	First Allmerica Fin Life Ins Co	1,412,635	(27,990)	126,508	0	0	1,511,153	0.002695%	319
131	63401	First Colony Life Ins Co	172,404,505	26,187,907	59,492	7,986,515	0	206,638,419	0.368485%	59
132	64696	First Continental Life & Acc	619	0	0	0	0	619	0.000001%	406
133	90328	First Health Life & Health Ins Co	26,183	0	645,316	0	0	671,499	0.001197%	345
134	63495	First Investors Life Ins Co	2,016,937	791,294	141	0	0	2,808,372	0.005008%	297
135	67652	First Penn Pacific Life Ins Co	37,360,241	1,207,421	9,524	0	0	38,577,186	0.068792%	149
136	91642	Forethought Life Ins Co	75,743,231	1,549	0	0	0	75,744,780	0.135071%	109
137	71129	Fort Dearborn Life Ins Co	6,751,204	3,429,880	3,030,642	205,563	0	13,417,289	0.023926%	206
138	62154	Fremont Life Ins Co	1,634	3,379	0	0	0	5,013	0.000009%	399
139	63657	Garden State Life Ins Co	3,320,645	0	9,013	0	0	3,329,658	0.005938%	280
140	63665	General American Life Ins Co	87,374,195	6,236,056	3,482,963	17,458,161	0	114,551,375	0.204272%	84
141	65536	Genworth Life & Annuity Ins Co	14,041,143	66,008,552	8,179,695	0	0	88,229,390	0.157334%	104
142	80926	Genworth Life & Health Ins Co	12,222,370	0	47,682,870	0	0	59,905,240	0.106825%	124
143	70025	Genworth Life Ins Co	17,582,701	157,867,221	175,812,965	3,888,189	0	355,151,076	0.633319%	46
144	70939	Gerber Life Ins Co	16,633,395	0	16,314,048	0	0	32,947,443	0.058753%	158
145	91472	Globe Life & Accident Ins Co	30,467,292	1,089	2,755,360	0	0	33,223,741	0.059246%	157
146	62286	Golden Rule Ins Co	7,831,334	4,395,816	1,110,029	0	0	13,337,179	0.023783%	207
147	63924	Golden State Mut Life Ins Co	5,206,754	2,885,582	151,827	0	0	8,244,163	0.014701%	238
148	63967	Government Personnel Mut Life Ins C	6,984,527	64,579	24,224	0	0	7,073,330	0.012613%	245
149	63312	Great American Life Ins Co	18,578,499	81,848,059	1,877,650	4,849,457	0	107,153,665	0.191080%	88
150	90212	Great Southern Life Ins Co	8,291,049	4,429,628	138,999	469,000	0	13,328,676	0.023768%	208

2005 CALIFORNIA LIFE & ANNUITY MARKET SHARE REPORT

Premiums Written During The Calendar Year

Sorted By Company Name (Alphabetical)

Record Count	Company Code	Company Name	Life Insurance	Annuity Considerations	Accident And Health	Deposit	Other Considerations	Total	Market Share	Rank
						Type Contract Funds				
151	68322	Great West Life & Annuity Ins Co	24,004,896	548,590,397	85,184,764	1,972,171	0	659,752,228	1.176495%	27
152	80705	Great West Life Assur Co	3,115,268	0	2,329,673	0	0	5,444,941	0.009710%	260
153	71480	Great Western Ins Co	20,593,927	413,147	0	0	0	21,007,074	0.037461%	183
154	64211	Guarantee Trust Life Ins Co	5,320,025	32,085	15,621,093	93,423	0	21,066,626	0.037567%	181
155	64238	Guaranty Income Life Ins Co	12,764	4,809,232	80,063	178,655	0	5,080,714	0.009060%	266
156	78778	Guardian Ins & Annuity Co Inc	5,482,536	90,448,716	0	0	428,814	96,360,066	0.171833%	96
157	64246	Guardian Life Ins Co Of Amer	138,822,059	3,871,273	343,193,520	0	0	485,886,852	0.866452%	32
158	70815	Hartford Life & Accident Ins Co	73,193,869	309	106,909,021	0	1,400	180,104,599	0.321169%	65
159	71153	Hartford Life & Annuity Ins Co	135,201,669	6,969,855	194,437	10,614,695	944,300,005	1,097,280,661	1.956712%	13
160	74268	Hartford Life Grp Ins Co	4,746,542	0	8,351,455	0	0	13,097,997	0.023357%	211
161	88072	Hartford Life Ins Co	178,839,723	51,327,381	21,228,051	458,491,892	705,454,424	1,415,341,471	2.523891%	9
162	92711	HCC Life Ins Co	1,847,388	150,798	26,736,389	0	0	28,734,575	0.051241%	168
163	66141	Health Net Life Ins Co	2,318,035	0	605,635,236	0	0	607,953,271	1.084125%	28
164	64394	Heritage Life Ins Co	179	0	0	0	0	179	0.000000%	408
165	93440	HM Llife Ins Co	3,750,211	0	14,374,755	0	0	18,124,966	0.032321%	190
166	64505	Homesteaders Life Co	21,964,549	315,567	0	0	0	22,280,116	0.039731%	180
167	64513	Horace Mann Life Ins Co	2,744,610	5,778,426	50,196	0	0	8,573,232	0.015288%	236
168	93777	Household Life Ins Co	9,606,486	0	9,883,595	0	0	19,490,081	0.034755%	185
169	73288	Humana Ins Co	1,147,508	0	18,283,312	0	0	19,430,820	0.034650%	186
170	70580	Humanadental Ins Co	320,723	130,236	43,447,683	0	0	43,898,642	0.078282%	140
171	97764	Idealife Ins Co	520,346	4,251	20,188	3,447	0	548,232	0.000978%	348
172	65005	IDS Life Ins Co	120,917,077	528,643,086	35,289,633	2,368,438	0	687,218,234	1.225474%	26
173	64580	Illinois Mut Life Ins Co	104,695	536,910	189,077	0	0	830,682	0.001481%	340
174	64645	Indianapolis Life Ins Co	48,261,608	2,679,146	216,257	2,918,147	0	54,075,158	0.096429%	129
175	81779	Individual Assur Co Life Hlth & Acc	2,004	0	44,270	0	0	46,274	0.000083%	389
176	84514	Industrial Alliance Pacific US Branc	11,724,971	71,386	0	17,626,553	0	29,422,910	0.052468%	166
177	86509	Ing Life Ins & Annuity Co	23,728,176	782,429,157	2,181	4,936,189	26,229,700	837,325,403	1.493150%	20
178	80942	ING USA Annuity and Life Ins Co	5,692,742	850,290,973	3,842	220,000,000	0	1,075,987,557	1.918742%	15
179	74780	Integrity Life Ins Co	39,251	35,645,842	0	0	0	35,685,093	0.063635%	153
180	64890	Investors Guaranty Life Ins Co	2,835	0	0	0	0	2,835	0.000005%	400

2005 CALIFORNIA LIFE & ANNUITY MARKET SHARE REPORT

Premiums Written During The Calendar Year

Sorted By Company Name (Alphabetical)

Record Count	Company Code	Company Name	Life Insurance	Annuity Considerations	Accident And Health	Deposit Type Contract Funds	Other Considerations	Total	Market Share	Rank
181	64939	Investors Ins Corp	13,270	13,236,478	0	0	0	13,249,748	0.023627%	210
182	63487	Investors Life Ins Co North Amer	2,697,875	552,191	4,821	50,661	0	3,305,548	0.005895%	282
183	65056	Jackson Natl Life Ins Co	73,643,851	1,138,972,802	27,843	4,021,156	0	1,216,665,652	2.169604%	10
184	64017	Jefferson Natl Life Ins Co	2,401,120	33,628,381	127,470	696,162	0	36,853,133	0.065718%	152
185	70254	Jefferson Pilot Financial Ins Co	93,650,320	1,964,477	81,308,095	0	0	176,922,892	0.315496%	66
186	67865	Jefferson Pilot Life Ins Co	156,315,859	70,093,825	50,204	0	0	226,459,888	0.403832%	56
187	62057	Jefferson Pilot Lifeamerica Ins Co	112,276	5,223,816	24,255	0	0	5,360,347	0.009559%	261
188	65080	John Alden Life Ins Co	1,649,930	105,455	1,614,801	0	0	3,370,186	0.006010%	279
189	65099	John Hancock Life Ins Co	53,454,397	12,652,096	63,065,359	0	84,895,538	214,067,390	0.381733%	57
190	65838	John Hancock Life Ins Co (USA)	322,570,023	47,310	9,020	0	2,455,851,413	2,778,477,766	4.954687%	1
191	90204	John Hancock Variable Life Ins Co	183,619,260	0	0	0	1,513,954	185,133,214	0.330137%	62
192	60053	Kaiser Permanente Ins Co	0	0	65,370,019	0	0	65,370,019	0.116570%	120
193	65110	Kanawha Ins Co	107,702	0	3,765,777	0	0	3,873,479	0.006907%	276
194	65129	Kansas City Life Ins Co	11,925,121	4,335,154	237,821	84,514	1,945,073	18,527,683	0.033039%	189
195	90557	Kemper Investors Life Ins Co	3,789,202	17,327,986	2,847	4,012,727	0	25,132,762	0.044818%	174
196	90344	Keystone State Life Ins Co	13,874	0	0	0	0	13,874	0.000025%	396
197	65242	Lafayette Life Ins Co	22,551,161	7,905,518	124,037	429,076	0	31,009,792	0.055298%	163
198	68543	Liberty Bankers Life Ins Co	14,151	888,515	0	0	0	902,666	0.001610%	339
199	65315	Liberty Life Assur Co Of Boston	35,209,873	5,456,088	79,673,814	85,894	0	120,425,669	0.214748%	80
200	65323	Liberty Life Ins Co	2,498,779	840	5,571,927	1,373	0	8,072,919	0.014396%	239
201	65331	Liberty Natl Life Ins Co	10,257,565	1,701	91,973	0	0	10,351,239	0.018459%	223
202	65498	Life Ins Co Of North Amer	120,837,659	0	139,252,057	0	0	260,089,716	0.463802%	52
203	65528	Life Ins Co Of The Southwest	25,694,762	233,567,769	1,816	0	0	259,264,347	0.462330%	53
204	64130	Life Investors Ins Co Of Amer	19,974,371	6,357,868	35,417,327	62,539	0	61,812,105	0.110226%	121
205	94188	Lifewise Assur Co	39,211	0	7,617	0	0	46,828	0.000084%	388
206	65595	Lincoln Benefit Life Co	170,040,214	247,709,298	19,597,568	12,687,569	0	450,034,649	0.802519%	35
207	65927	Lincoln Heritage Life Ins Co	24,891,941	237,888	32,160	0	0	25,161,989	0.044870%	173
208	69833	Lincoln Memorial Life Ins Co	4,772,477	27,941	0	0	0	4,800,418	0.008560%	269
209	65676	Lincoln Natl Life Ins Co	309,607,897	1,282,010,841	3,165,296	0	0	1,594,784,034	2.843879%	7
210	76694	London Life Reins Co	0	0	1,119	0	0	1,119	0.000002%	404

2005 CALIFORNIA LIFE & ANNUITY MARKET SHARE REPORT

Premiums Written During The Calendar Year

Sorted By Company Name (Alphabetical)

Record Count	Company Code	Company Name	Life Insurance	Annuity Considerations	Accident And Health	Deposit	Other Considerations	Total	Market Share	Rank
						Type Contract Funds				
211	65722	Loyal American Life Ins Co	317,401	1,264,720	1,697,874	42,704	0	3,322,699	0.005925%	281
212	65781	Madison Natl Life Ins Co Inc	1,028,448	897,991	491,573	0	0	2,418,012	0.004312%	305
213	65870	Manhattan Life Ins Co	1,215,239	0	0	0	0	1,215,239	0.002167%	328
214	67083	Manhattan Natl Life Ins Co	6,874,823	10,712	0	0	0	6,885,535	0.012279%	249
215	93610	Manulife Ins Co	335,167	0	0	0	0	335,167	0.000598%	358
216	65935	Massachusetts Mut Life Ins Co	256,845,074	152,177,249	42,626,687	154,406	440,015,902	891,819,318	1.590326%	17
217	87750	Mayflower Natl Life Ins Co	21,044,034	0	0	0	0	21,044,034	0.037527%	182
218	69515	Medamerica Ins Co	0	0	390,563	0	0	390,563	0.000696%	355
219	31119	Medico Ins Co	0	0	1,476,259	0	0	1,476,259	0.002633%	323
220	71471	Medico Life Ins Co	70,850	0	2,514,759	0	0	2,585,609	0.004611%	300
221	97055	Mega Life & Health Ins Co The	1,528,378	29,616	112,790,909	68,283	0	114,417,186	0.204033%	85
222	86126	Members Life Ins Co	357,109	0	226	0	0	357,335	0.000637%	357
223	65951	Merit Life Ins Co	4,176,043	0	5,024,282	0	0	9,200,325	0.016406%	230
224	79022	Merrill Lynch Life Ins Co	2,543,086	66,014,079	0	0	0	68,557,165	0.122254%	115
225	87726	Metlife Ins Co of CT	185,258,708	420,102,550	26,061,605	237,737,318	0	869,160,181	1.549919%	18
226	93513	MetLife Investors Ins Co	136,132	1,287,460	0	0	0	1,423,592	0.002539%	324
227	81620	Metlife Investors Ins Co of CA	2,591,442	138,658,386	14,869	3,090,115	0	144,354,812	0.257419%	75
228	61050	MetLife Investors USA Ins Co	11,360,754	381,493,703	0	0	0	392,854,457	0.700553%	42
229	80950	Metlife Life & Annuity Co of CT	146,873,726	15,283,541	0	1,181,364	0	163,338,631	0.291272%	68
230	65978	Metropolitan Life Ins Co	808,592,392	412,633,244	463,151,936	702,453	801,994,972	2,487,074,997	4.435046%	2
231	97136	Metropolitan Tower Life Ins Co	10,241,221	25,200	0	0	0	10,266,421	0.018307%	224
232	66087	Mid West Natl Life Ins Co Of TN	1,990,900	91,848	71,365,141	483	0	73,448,372	0.130976%	111
233	66044	Midland Natl Life Ins Co	71,767,513	335,587,751	8,915	5,444,774	0	412,808,953	0.736137%	39
234	66109	Midwestern United Life Ins Co	377,000	330	0	0	0	377,330	0.000673%	356
235	66168	Minnesota Life Ins Co	117,990,615	30,318,286	20,221,465	2,530,914	130,465,229	301,526,509	0.537694%	48
236	70416	MML Bay State Life Ins Co	11,349,167	0	0	0	0	11,349,167	0.020238%	219
237	69647	Molina Healthcare Ins Co	316,622	3,022	0	0	0	319,644	0.000570%	361
238	66265	Monarch Life Ins Co	335,829	600	3,596,192	0	0	3,932,621	0.007013%	273
239	66281	Monumental Life Ins Co	20,634,602	141,666	37,330,811	8,716	26,619,653	84,735,448	0.151103%	105
240	66370	Mony Life Ins Co	25,374,810	594,479	5,167,850	0	0	31,137,139	0.055525%	161

2005 CALIFORNIA LIFE & ANNUITY MARKET SHARE REPORT

Premiums Written During The Calendar Year

Sorted By Company Name (Alphabetical)

Record Count	Company Code	Company Name	Life Insurance	Annuity Considerations	Accident And Health	Deposit	Other Considerations	Total	Market Share	Rank
						Type Contract Funds				
241	78077	Mony Life Ins Co Of Amer	43,215,489	9,951,121	0	0	0	53,166,610	0.094809%	130
242	66427	MTL Ins Co	7,755,847	723,422	55,124	54,023	0	8,588,416	0.015315%	235
243	88668	Mutual Of Amer Life Ins Co	902,266	129,793	432,038	6,807	90,007,377	91,478,281	0.163128%	103
244	71412	Mutual Of Omaha Ins Co	0	0	48,776,572	0	0	48,776,572	0.086980%	136
245	66419	Mutual Service Life Ins Co	1,768,477	254,718	0	0	125,667	2,148,862	0.003832%	309
246	61409	National Benefit Life Ins Co	2,929,038	0	154,371	0	0	3,083,409	0.005498%	291
247	66540	National Farmers Union Life Ins Co	1,465,593	11,369	0	152	0	1,477,114	0.002634%	321
248	90956	National Financial Ins Co	0	0	489,072	0	0	489,072	0.000872%	350
249	98205	National Foundation Life Ins Co	20,860	0	1,135,422	0	0	1,156,282	0.002062%	332
250	66583	National Guardian Life Ins Co	14,548,830	146,091	491,732	0	0	15,186,653	0.027081%	196
251	82538	National Health Ins Co	1,634	1,990,328	964,364	0	0	2,956,326	0.005272%	295
252	66680	National Life Ins Co	33,894,407	10,392,870	4,628,182	0	0	48,915,459	0.087228%	135
253	87963	National Teachers Assoc Life Ins Co	5,216	0	12,886,524	0	0	12,891,740	0.022989%	214
254	66850	National Western Life Ins Co	3,511,626	62,862,703	0	1,085,001	30,727	67,490,057	0.120351%	116
255	70750	Nationwide Life & Ann Co of Amer	710,366	668,185	0	0	0	1,378,551	0.002458%	325
256	92657	Nationwide Life And Annuity Ins Co	16,521,116	317,973	0	0	15,906,441	32,745,530	0.058393%	159
257	66869	Nationwide Life Ins Co	227,961,480	15,085,092	143,551,162	0	727,595,079	1,114,192,813	1.986871%	12
258	68225	Nationwide Life Ins Co of Amer	35,382,764	86,110	209,491	2,617,220	0	38,295,585	0.068290%	150
259	91626	New England Life Ins Co	42,713,631	28,032,993	1,676,047	1,901	23,465,070	95,889,642	0.170994%	98
260	78743	New Era Life Ins Co	3,742	127	2,906	567	0	7,342	0.000013%	398
261	69698	New Era Life Ins Co Of Midwest	47,483	12,103	0	14,595	0	74,181	0.000132%	384
262	91596	New York Life Ins & Annuity Corp	234,143,586	605,416,779	0	174,750	0	839,735,115	1.497448%	19
263	66915	New York Life Ins Co	591,227,229	62,397,972	63,030,420	48,382,199	33,948,727	798,986,547	1.424783%	21
264	97241	NGL American Life Ins Co	123,635	0	1,942	0	0	125,577	0.000224%	379
265	81264	Nippon Life Ins Co Of Amer	1,187,312	0	39,001,966	0	0	40,189,278	0.071667%	148
266	66974	North American Co Life & Hlth Ins	66,501,014	16,739,719	9,336	680,948	0	83,931,017	0.149669%	106
267	67032	North Carolina Mut Life Ins Co	31,581	0	3,112,136	0	0	3,143,717	0.005606%	286
268	67059	North Coast Life Ins Co	2,200,183	289,936	385,014	0	0	2,875,133	0.005127%	296
269	69000	Northwestern Long Term Care Ins Co	0	0	6,049,146	0	0	6,049,146	0.010787%	255
270	67091	Northwestern Mut Life Ins Co	583,188,512	49,262,335	64,888,590	3,431,384	556,288	701,327,109	1.250633%	24

2005 CALIFORNIA LIFE & ANNUITY MARKET SHARE REPORT

Premiums Written During The Calendar Year

Sorted By Company Name (Alphabetical)

Record Count	Company Code	Company Name	Life Insurance	Annuity Considerations	Accident And Health	Deposit Type Contract Funds	Other Considerations	Total	Market Share	Rank
271	81353	NYLife Ins Co Of AZ	13,965,602	0	0	0	0	13,965,602	0.024904%	203
272	67148	Occidental Life Ins Co Of NC	1,924,188	16,294	0	0	0	1,940,482	0.003460%	311
273	89206	Ohio Natl Life Assur Corp	27,020,605	0	2,536,570	0	0	29,557,175	0.052707%	165
274	67172	Ohio Natl Life Ins Co	7,700,842	53,592,110	1,325,136	1,175,356	7,882,631	71,676,075	0.127815%	113
275	67180	Ohio State Life Ins Co	4,804,336	1,701	5,835	5,800	0	4,817,672	0.008591%	268
276	67199	Old American Ins Co	2,633,004	0	336,719	0	0	2,969,723	0.005296%	294
277	67261	Old Republic Life Ins Co	5,154,400	0	89,898	0	0	5,244,298	0.009352%	264
278	76007	Old United Life Ins Co	400	0	0	0	0	400	0.000001%	407
279	76791	Old West Annuity & Life Ins Co	0	82,491	0	0	0	82,491	0.000147%	382
280	76112	Oxford Life Ins Co	271,098	88,906	100,136	0	0	460,140	0.000821%	351
281	67393	Ozark Natl Life Ins Co	192,996	3,384	2,548	0	0	198,928	0.000355%	371
282	64343	Pacific Guardian Life Ins Co Ltd	8,803,688	16,466	63,339	587,916	0	9,471,409	0.016890%	227
283	97268	Pacific Life & Annuity Co	(1,496,554)	1,407,339	33,285,953	790,620	100,000	34,087,358	0.060786%	155
284	67466	Pacific Life Ins Co	407,819,352	79,207,861	4,450,633	63,634,204	642,779,963	1,197,892,013	2.136126%	11
285	81612	Pacific Union Assur Co	135,904	0	0	0	0	135,904	0.000242%	377
286	70785	Pacificare Life & Health Ins Co	180,000	1,000	454,278,855	0	0	454,459,855	0.810410%	34
287	93459	Pan American Assur Co	5,777,362	0	0	0	0	5,777,362	0.010302%	258
288	67539	Pan American Life Ins Co	1,283,662	39,580	12,851,365	0	0	14,174,607	0.025277%	201
289	93564	Paragon Life Ins Co	24,687,472	0	0	0	0	24,687,472	0.044024%	175
290	60003	Park Avenue Life Ins Co	1,247,008	0	0	0	0	1,247,008	0.002224%	327
291	67598	Paul Revere Life Ins Co	1,259,720	0	49,259,482	8,063	0	50,527,265	0.090102%	133
292	67601	Paul Revere Variable Annuity Ins Co	364,183	0	0	16,915,144	0	17,279,327	0.030813%	192
293	93262	Penn Ins & Annuity Co	1,676,607	0	0	0	245,256	1,921,863	0.003427%	312
294	67644	Penn Mut Life Ins Co	39,867,136	1,093,062	1,751,397	2,418,224	16,131,616	61,261,435	0.109244%	122
295	63282	Penn Treaty Network Amer Ins Co	175,224	0	43,649,058	0	0	43,824,282	0.078149%	141
296	67660	Pennsylvania Life Ins Co	1,303,726	725,782	4,967,636	0	0	6,997,144	0.012478%	248
297	66605	Peoples Benefit Life Ins Co	13,422,658	75,209,476	5,778,535	7,550	0	94,418,219	0.168370%	100
298	85561	Perico Life Ins Co	1,490	0	25,788	0	0	27,278	0.000049%	393
299	67784	Philadelphia American Life Ins Co	7,598	0	1,705,900	0	0	1,713,498	0.003056%	314
300	93548	PHL Variable Ins Co	38,099,518	16,846,374	0	0	0	54,945,892	0.097982%	127

2005 CALIFORNIA LIFE & ANNUITY MARKET SHARE REPORT

Premiums Written During The Calendar Year

Sorted By Company Name (Alphabetical)

Record Count	Company Code	Company Name	Life Insurance	Annuity Considerations	Accident And Health	Deposit	Other Considerations	Total	Market Share	Rank
						Type Contract Funds				
301	67814	Phoenix Life Ins Co	42,514,180	571,319	493,838	16,412,791	0	59,992,128	0.106980%	123
302	72125	Physicians Life Ins Co	16,499,716	13,109,620	101,962	2,653,770	0	32,365,068	0.057715%	160
303	80578	Physicians Mut Ins Co	0	0	15,557,893	0	0	15,557,893	0.027743%	194
304	67873	Pioneer American Ins Co	326,759	3,253	0	0	0	330,012	0.000588%	359
305	67911	Pioneer Mut Life Ins Co	7,802,413	159,761	0	0	0	7,962,174	0.014198%	240
306	67946	Pioneer Security Life Ins Co	141,131	2,195	0	0	0	143,326	0.000256%	375
307	60237	Premier Access Ins Co	0	0	51,404,779	0	0	51,404,779	0.091667%	132
308	68039	Presidential Life Ins Co	980,599	2,707,716	0	901,011	0	4,589,326	0.008184%	270
309	65919	Primerica Life Ins Co	242,544,813	263,097	133,706	0	0	242,941,616	0.433223%	54
310	61271	Principal Life Ins Co	158,606,724	149,021,065	190,808,126	1,233,413,795	1,198,448	1,733,048,158	3.090437%	5
311	68047	Professional Ins Co	44,173	0	2,495,092	0	0	2,539,265	0.004528%	302
312	88536	Protective Life And Annuity Ins Co	64,894	0	190	0	0	65,084	0.000116%	386
313	68136	Protective Life Ins Co	90,161,072	19,058,944	982,665	5,023,996	0	115,226,677	0.205477%	83
314	68195	Provident Life & Accident Ins Co	23,165,344	0	102,679,090	0	0	125,844,434	0.224411%	78
315	79227	Pruco Life Ins Co	155,977,292	70,529,319	0	837,187	0	227,343,798	0.405408%	55
316	68241	Prudential Ins Co Of Amer	558,945,999	325,596,244	78,841,649	11,357,631	1,105,096,715	2,079,838,238	3.708846%	4
317	93629	Prudential Retirement Ins & Anuty Co	0	88,545	0	149,116,122	0	149,204,667	0.266067%	73
318	68284	Pyramid Life Ins Co	37,016	0	185,863	0	0	222,879	0.000397%	368
319	65765	Reassure America Life Ins Co	37,326,069	88,914	16,748,617	0	0	54,163,600	0.096587%	128
320	68357	Reliable Life Ins Co	69,075	0	1,171	0	0	70,246	0.000125%	385
321	68381	Reliance Standard Life Ins Co	43,273,092	10,133,835	62,850,113	0	0	116,257,040	0.207314%	82
322	67105	Reliastar Life Ins Co	161,240,635	172,853,192	58,159,133	1,849,893	0	394,102,853	0.702779%	41
323	61360	Reliastar Life Ins Co Of NY	5,716,101	42,483	2,087,821	0	0	7,846,405	0.013992%	241
324	61700	Renaissance L & H Ins Co of Amer	182,262	0	17,607	50	0	199,919	0.000357%	370
325	61506	Resource Life Ins Co	255,003	0	518,284	0	0	773,287	0.001379%	342
326	60183	S USA Life Ins Co Inc	231,555	0	2,228	0	0	233,783	0.000417%	366
327	79014	Safehealth Life Ins Co	0	0	41,057,012	0	0	41,057,012	0.073214%	147
328	93246	Sage Life Assur Of Amer Inc	0	0	0	0	34,454	34,454	0.000061%	391
329	60445	Sagicor Life Ins Co	1,335,185	1,769,741	10,803	0	0	3,115,729	0.005556%	289
330	68446	Scor Life Ins Co	76,359	79,363	7,032	0	0	162,754	0.000290%	373

2005 CALIFORNIA LIFE & ANNUITY MARKET SHARE REPORT

Premiums Written During The Calendar Year

Sorted By Company Name (Alphabetical)

Record Count	Company Code	Company Name	Life Insurance	Annuity Considerations	Accident And Health	Deposit Type Contract Funds	Other Considerations	Total	Market Share	Rank
331	69914	Sears Life Ins Co	2,561,521	0	7,588,379	0	0	10,149,900	0.018100%	225
332	93742	Securian Life Ins Co	12,349	600	0	0	0	12,949	0.000023%	397
333	68675	Security Benefit Life Ins Co	2,363,321	124,523,913	0	0	0	126,887,234	0.226270%	77
334	68764	Security Financial Life Ins Co	5,074,165	78,981	1,784,073	467,222	0	7,404,441	0.013204%	244
335	68721	Security Life Ins Co Of Amer	2,873,110	18,391	11,031,476	0	0	13,922,977	0.024828%	204
336	68713	Security Life Of Denver Ins Co	181,806,858	29,809	10,053	0	0	181,846,720	0.324276%	63
337	68772	Security Mut Life Ins Co Of NY	2,653,882	422,303	349,480	1,432	0	3,427,097	0.006111%	278
338	69485	Security Natl Life Ins Co	370,333	42,031	9,683	1,049	0	423,096	0.000754%	352
339	68802	Sentinel Security Life Ins Co	2,536,167	0	0	603	0	2,536,770	0.004524%	303
340	68810	Sentry Life Ins Co	2,228,875	16,635,043	506,749	1,884	0	19,372,551	0.034546%	187
341	71420	Sierra Health & Life Ins Co Inc	2,588	0	141,234	0	0	143,822	0.000256%	374
342	91391	Southwestern Life Ins Co	6,668,640	35,224	30,032	0	0	6,733,896	0.012008%	251
343	69019	Standard Ins Co	81,948,016	17,749,400	172,016,904	501,811	137,388,487	409,604,618	0.730422%	40
344	86355	Standard Life & Accident Ins Co	1,789,138	310,141	7,726,949	0	0	9,826,228	0.017523%	226
345	69051	Standard Life Ins Co Of IN	510,478	16,331,227	0	28,967,356	0	45,809,061	0.081688%	137
346	69078	Standard Security Life Ins Co Of NY	11,337	0	13,768,479	0	0	13,779,816	0.024573%	205
347	69108	State Farm Life Ins Co	299,704,242	49,259,657	0	1,105,179	0	350,069,078	0.624256%	47
348	69116	State Life Ins Co	4,502,744	795,152	8,019,433	0	0	13,317,329	0.023748%	209
349	89184	Sterling Investors Life Ins Co	409,647	4,869	582	0	0	415,098	0.000740%	353
350	65021	Stonebridge Life Ins Co	20,108,348	0	52,067,229	0	0	72,175,577	0.128706%	112
351	79065	Sun Life Assur Co Of Canada US	26,636,456	361,313,098	0	0	0	387,949,554	0.691806%	43
352	69256	Sunamerica Life Ins Co	8,560,411	4,459,487	37,059	0	0	13,056,957	0.023284%	212
353	69272	Sunset Life Ins Co Of Amer	11,072,763	523,339	3,680	355	0	11,600,137	0.020686%	218
354	69310	Surety Life Ins Co	21,141,127	1,218,080	34,186	0	0	22,393,393	0.039933%	179
355	68608	Symetra Life Ins Co	17,063,023	82,083,808	42,282,955	17,383,693	0	158,813,479	0.283202%	69
356	90581	Symetra Natl Life Ins Co	44,624	0	0	0	0	44,624	0.000080%	390
357	69345	Teachers Ins & Ann Assoc Of Amer	25,264,306	377,603,309	2,404,247	8,767,160	0	414,039,022	0.738330%	38
358	69396	Texas Life Ins Co	3,251,381	0	0	0	0	3,251,381	0.005798%	283
359	97721	Thrivent Life Ins Co	3,393,372	31,221,814	0	0	0	34,615,186	0.061727%	154
360	60142	TIAA Cref Life Ins Co	2,530,171	11,282,474	515,090	64,189,556	0	78,517,291	0.140015%	108

2005 CALIFORNIA LIFE & ANNUITY MARKET SHARE REPORT

Premiums Written During The Calendar Year

Sorted By Company Name (Alphabetical)

Record Count	Company Code	Company Name	Life Insurance	Annuity Considerations	Accident	Deposit	Other Considerations	Total	Market Share	Rank
					And Health	Type Contract Funds				
361	69477	Time Ins Co	2,409,660	0	30,579,972	323,875	0	33,313,507	0.059406%	156
362	69566	Trans World Assur Co	2,884,655	91,297	0	0	0	2,975,952	0.005307%	293
363	70688	Transamerica Financial Life Ins Co	494,305	143,330,334	296,107	56,272	7,834,347	152,011,365	0.271072%	71
364	86231	Transamerica Life Ins Co	167,689,693	449,755,500	4,902,681	527,548,463	321,182,691	1,471,079,028	2.623284%	8
365	67121	Transamerica Occidental Life Ins Co	227,844,468	17,681,608	29,681,559	387,892,908	35,941,254	699,041,797	1.246558%	25
366	61425	Trustmark Ins Co	10,935,780	22,754	8,397,305	0	0	19,355,839	0.034516%	188
367	62863	Trustmark Life Ins Co	409,741	0	5,984,495	0	0	6,394,236	0.011402%	253
368	86371	Ullico Life Ins Co	122,988	0	0	0	0	122,988	0.000219%	380
369	80314	Unicare Life & Health Ins Co	7,845,451	0	34,302,582	0	0	42,148,033	0.075160%	144
370	69701	Union Bankers Ins Co	832,157	1,703	1,750,809	0	0	2,584,669	0.004609%	301
371	80837	Union Central Life Ins Co	34,366,208	67,822,762	2,683,933	226,917	0	105,099,820	0.187418%	91
372	62596	Union Fidelity Life Ins Co	5,380,175	37,281	9,969,938	0	0	15,387,394	0.027439%	195
373	69744	Union Labor Life Ins Co	8,098,636	154,866	35,947,070	0	0	44,200,572	0.078820%	138
374	70408	Union Security Ins Co	57,781,326	3,674,104	106,649,204	8,761,300	0	176,865,934	0.315394%	67
375	98884	Union Security Life Ins Co	4,115,454	0	6,401,858	0	0	10,517,312	0.018755%	222
376	92916	United American Ins Co	2,566,988	368,710	41,073,844	0	0	44,009,542	0.078479%	139
377	91693	United Family Life Ins Co	73,182	1,570	844	204	0	75,800	0.000135%	383
378	87645	United Fidelity Life Ins Co	1,061,125	36,863	0	4,601	0	1,102,589	0.001966%	335
379	79413	United Healthcare Ins Co	2,374,421	0	543,852,315	0	0	546,226,736	0.974052%	30
380	63983	United Heritage Life Ins Co	3,712,687	4,318,091	36,138	178,917	0	8,245,833	0.014704%	237
381	69922	United Home Life Ins Co	1,413,552	832	69,313	0	0	1,483,697	0.002646%	320
382	69930	United Ins Co Of Amer	25,257,478	600	722,497	0	0	25,980,575	0.046330%	172
383	94099	United Investors Life Ins Co	12,385,104	83,794	0	1,560,766	0	14,029,664	0.025018%	202
384	69868	United Of Omaha Life Ins Co	88,043,751	51,002,751	28,010,161	13,943,170	518,911	181,518,744	0.323691%	64
385	70106	United States Life Ins Co In NYC	23,517,651	4,000	51,348,392	0	0	74,870,043	0.133511%	110
386	63479	United Teacher Assoc Ins Co	125,953	4,891,579	3,708,323	0	0	8,725,855	0.015560%	234
387	72850	United World Life Ins Co	230,635	0	2,739	0	0	233,374	0.000416%	367
388	70114	Unity Mut Life Ins Co	166,850	9,097	2,299	0	0	178,246	0.000318%	372
389	70157	Universal Life Ins Co	12,880	0	1,219	0	0	14,099	0.000025%	395
390	70173	Universal Underwriters Life Ins Co	2,536,057	0	(171)	0	0	2,535,886	0.004522%	304

2005 CALIFORNIA LIFE & ANNUITY MARKET SHARE REPORT

Premiums Written During The Calendar Year

Sorted By Company Name (Alphabetical)

Record Count	Company Code	Company Name	Life Insurance	Annuity Considerations	Accident And Health	Deposit Type Contract Funds	Other Considerations	Total	Market Share	Rank
391	62235	Unum Life Ins Co Of Amer	100,005,337	28,736	362,764,959	226,431	0	463,025,463	0.825685%	33
392	80802	US Branch SunLife Assur Co Of Cana	114,167,847	114	30,324,512	0	0	144,492,473	0.257664%	74
393	80675	US Bus of Crown Life Ins Co	8,004,497	150	791,023	0	0	8,795,670	0.015685%	233
394	80659	US Bus of the Canada Life Assur Co	8,788,848	365,871	1,548,217	0	0	10,702,936	0.019086%	221
395	84530	US Financial Life Ins Co	22,458,803	0	0	0	0	22,458,803	0.040049%	178
396	70955	USA Life One Ins Co Of IN	2,219	0	0	0	0	2,219	0.000004%	402
397	69663	USAA Life Ins Co	63,003,801	43,750,398	11,451,368	444,800	0	118,650,367	0.211582%	81
398	63738	Utica Natl Life Ins Co	25,269	3,000	0	0	0	28,269	0.000050%	392
399	70211	Valley Forge Life Ins Co	102,370,081	11,469	137,142	(498)	0	102,518,194	0.182814%	92
400	70238	Variable Annuity Life Ins Co	0	382,618,568	0	0	0	382,618,568	0.682300%	44
401	81027	Veterans Life Ins Co	6,348,733	0	1,119,693	0	0	7,468,426	0.013318%	243
402	70319	Washington Natl Ins Co	4,880,127	154,146	9,663,813	1,312	0	14,699,398	0.026213%	197
403	70335	West Coast Life Ins Co	95,230,160	1,626,371	35,426	193,049	0	97,085,006	0.173126%	94
404	70483	Western & Southern Life Ins Co	8,606,767	50	309,199	0	0	8,916,016	0.015899%	232
405	91413	Western Reserve Life Assur Co of OH	219,173,763	74,195,808	0	166	0	293,369,737	0.523148%	50
406	92622	Western Southern Life Assur Co	4,158,787	18,684,910	0	50,000	0	22,893,697	0.040825%	177
407	78301	Westward Life Ins Co	(8,801)	0	1,182,906	0	0	1,174,105	0.002094%	330
408	70629	World Ins Co	60,900	4,360	628,807	0	0	694,067	0.001238%	344
	Totals:		13,303,078,871	19,377,692,367	10,678,446,760	3,911,592,565	8,806,955,878	56,077,766,441	100.000000%	

California Life & Annuity Market Share Report
Premiums Written During Calendar Year 2005
Line of Business: LIFE INSURANCE
Sorted By Market Share

Record Count	Company Code	Company Name	Written Premium	Market Share	Rank
1	77879	5 Star Life Ins Co	6,621,989	0.049772%	161
2	71854	AAA Life Ins Co	48,605,532	0.365329%	62
3	60038	Acacia Life Ins Co	10,621,963	0.079837%	135
4	60046	Academy Life Ins Co	2,354,310	0.017695%	231
5	60054	Aetna Life Ins Co	65,841,501	0.494878%	53
6	60232	AGL Life Assur Co	69,638	0.000523%	337
7	70432	AI G Annuity Ins Co	340,511	0.002559%	295
8	66842	AI G Life Ins Co	25,960,705	0.195126%	87
9	60941	AI G SunAmerica Life Assur Co	3,863,823	0.029041%	195
10	90611	Allianz Life Ins Co Of North Amer	28,476,964	0.214039%	82
11	84824	Allmerica Financial Life & Annuity	7,085,427	0.053256%	156
12	60186	Allstate Life Ins Co	127,037,475	0.954840%	32
13	70874	Allstate Life Ins Co Of NY	475,756	0.003576%	287
14	67369	Alta Health & Life Ins Co	4,680,592	0.035180%	183
15	68594	American Amicable Life Ins Co Of TX	5,211,312	0.039169%	175
16	60275	American Bankers Life Assur Co Of FL	4,351,527	0.032707%	188
17	60291	American Capitol Ins Co	274,485	0.002063%	305
18	94234	American Enterprise Life Ins Co	4,846	0.000036%	366
19	92738	American Equity Invest Life Ins Co	7,579	0.000057%	362
20	60380	American Family Life Asr Co Columbus	9,011,262	0.067731%	140
21	60399	American Family Life Ins Co	1,187,844	0.008928%	264
22	60410	American Fidelity Assur Co	15,455,515	0.116167%	119
23	60429	American Fidelity Life Ins Co	1,535,960	0.011545%	251
24	68373	American Gen Assur Co	4,322,425	0.032488%	190
25	66672	American Gen Life & Acc Ins Co	27,420,425	0.206098%	83
26	60488	American Gen Life Ins Co	398,020,013	2.991601%	6
27	60518	American Health & Life Ins Co	1,105,134	0.008306%	267
28	60534	American Heritage Life Ins Co	4,341,890	0.032635%	189
29	60577	American Income Life Ins Co	37,474,801	0.281668%	74
30	60607	American Intl Life Assr Co NY	2,088,889	0.015701%	237
31	60631	American Investors Life Ins Co	5,670	0.000043%	364
32	60674	American Life & Health Ins Co	6,649	0.000050%	363
33	60704	American Life Ins Co of NY	1,059,876	0.007966%	270
34	97179	American Medical Security Life InsCo	359,369	0.002701%	293
35	67989	American Memorial Life Ins Co	41,753,294	0.313826%	71
36	65811	American Modern Life Ins Co	598,078	0.004495%	282
37	60739	American Natl Ins Co	46,858,507	0.352198%	65
38	71773	American Natl Life Ins Co Of TX	230,039	0.001729%	313
39	93653	American Partners Life Ins Co	1,587	0.000012%	375
40	60836	American Republic Ins Co	995,562	0.007483%	272
41	86630	American Skandia Life Assur Corp	709,678	0.005334%	280
42	60895	American United Life Ins Co	10,282,331	0.077284%	136
43	61999	Americo Financial Life Annuity Ins	15,878,438	0.119346%	118
44	94471	Americom Life & Annuity Ins Co	1,443,124	0.010847%	254
45	61301	Ameritas Life Ins Corp	6,349,072	0.047721%	162

California Life & Annuity Market Share Report
Premiums Written During Calendar Year 2005
Line of Business: LIFE INSURANCE
Sorted By Market Share

Record Count	Company Code	Company Name	Written Premium	Market Share	Rank
46	97977	Ameritas Variable Life Ins Co	17,503,223	0.131558%	112
47	61689	Amerus Life Ins Co	66,721,191	0.501490%	50
48	72222	Amica Life Ins Co	3,075,988	0.023120%	205
49	62421	Annuity & Life Reassur Amer Inc	948,444	0.007129%	274
50	61069	Anthem Life Ins Co	3,704,515	0.027844%	199
51	71439	Assurity Life Ins Co	8,968,912	0.067412%	141
52	61182	Aurora Natl Life Assur Co	12,670,154	0.095231%	124
53	84522	Auto Club Life Ins Co	4,436,520	0.033346%	187
54	62898	Aviva Life Ins Co	7,590,668	0.057053%	155
55	62944	AXA Equitable Life Ins Co	239,074,029	1.796930%	12
56	62880	AXA Life & Annuity Co	2,226,590	0.016736%	235
57	68160	Balboa Life Ins Co	785,679	0.005905%	277
58	61212	Baltimore Life Ins Co	2,961,970	0.022263%	207
59	61263	Bankers Life & Cas Co	8,450,010	0.063512%	146
60	94250	Banner Life Ins Co	50,380,265	0.378668%	60
61	62825	BC Life & Health Ins Co	44,083,032	0.331337%	66
62	80985	BCS Life Ins Co	1,083,197	0.008142%	268
63	61395	Beneficial Life Ins Co	56,247,487	0.422768%	58
64	71714	Berkshire Life Ins Co of Amer	312,637	0.002350%	302
65	90638	Best Life And Health Ins Co	309,857	0.002329%	303
66	61557	Blue Shield of CA Life & Hlth Ins Co	11,315,398	0.085049%	132
67	61476	Boston Mut Life Ins Co	4,493,036	0.033771%	186
68	61492	Business Mens Assur Co Of Amer	2,551,004	0.019174%	219
69	81060	Canada Life Ins Co Of Amer	67,155	0.000505%	339
70	71331	Careamerica Life Ins Co	1,828,556	0.013744%	243
71	80799	Celtic Ins Co	1,810	0.000014%	372
72	61751	Central States H & L Co Of Omaha	2,976,354	0.022371%	206
73	61883	Central United Life Ins Co	150,466	0.001131%	320
74	62383	Centurion Life Ins Co	105,516	0.000793%	330
75	61808	Charter Natl Life Ins Co	188	0.000001%	380
76	63207	Chase Ins Life and Annuity Co	48,664,819	0.365775%	61
77	70661	Chase Ins Life Co	22,941,031	0.172430%	98
78	67164	Chase Life & Annuity Co	994	0.000007%	377
79	61832	Chesapeake Life Ins Co	5,749,589	0.043215%	167
80	61875	Church Life Ins Corp	755,887	0.005681%	278
81	76236	Cincinnati Life Ins Co	2,760,332	0.020747%	211
82	80322	Citicorp Life Ins Co	73,098	0.000549%	335
83	93432	CM Life Ins Co	48,442,824	0.364106%	63
84	62049	Colonial Life & Accident Ins Co	18,845,675	0.141648%	109
85	62065	Colonial Penn Life Ins Co	12,436,099	0.093472%	125
86	84786	Colorado Bankers Life Ins Co	4,025,699	0.030258%	194
87	77720	Columbia Universal Life Ins Co	1,392,141	0.010464%	257
88	76023	Columbian Life Ins Co	1,652,022	0.012417%	248
89	62103	Columbian Mut Life Ins Co	258,108	0.001940%	307
90	99937	Columbus Life Ins Co	26,003,351	0.195447%	86

California Life & Annuity Market Share Report
Premiums Written During Calendar Year 2005
Line of Business: LIFE INSURANCE
Sorted By Market Share

Record Count	Company Code	Company Name	Written Premium	Market Share	Rank
91	62146	Combined Ins Co Of Amer	6,089,045	0.045767%	164
92	62308	Connecticut General Life Ins Co	63,750,754	0.479164%	55
93	78174	Conseco Health Ins Co	136,261	0.001024%	322
94	60682	Conseco Ins Co	2,361,951	0.017753%	230
95	65900	Conseco Life Ins Co	64,502,583	0.484815%	54
96	76325	Conseco Senior Health Ins Co	234,078	0.001759%	310
97	62359	Constitution Life Ins Co	252,943	0.001901%	309
98	71730	Continental American Ins Co	188,441	0.001416%	315
99	62413	Continental Assur Co	17,345,213	0.130370%	113
100	71404	Continental General Ins Co	296,939	0.002232%	304
101	62626	Cuna Mut Ins Society	19,118,823	0.143701%	108
102	65749	Cuna Mut Life Ins Co	4,675,341	0.035141%	184
103	62634	Delaware American Life Ins Co	553,313	0.004159%	283
104	92444	Doctors Life Ins Co	91,627	0.000689%	332
105	62928	EMC Natl Life Co	1,659,458	0.012473%	247
106	94285	Empire General Life Assur Corp	66,660,947	0.501037%	51
107	84174	Employees Life Co Mut	686,290	0.005158%	281
108	62510	Equitrust Life Ins Co	11,146	0.000084%	360
109	63053	Family Life Ins Co	5,482,297	0.041206%	172
110	74004	Family Service Life Ins Co	17,637	0.000133%	352
111	63177	Farmers New World Life Ins Co	214,840,906	1.614789%	17
112	67695	Federal Home Life Ins Co	1,928,069	0.014492%	240
113	63223	Federal Life Ins Co	2,444,070	0.018370%	225
114	63258	Federated Life Ins Co	5,632,060	0.042332%	170
115	63274	Fidelity & Guaranty Life Ins Co	105,838,200	0.795502%	37
116	93696	Fidelity Investments Life Ins Co	1,556,992	0.011703%	250
117	63290	Fidelity Life Assn	6,023,055	0.045271%	165
118	71870	Fidelity Security Life Ins Co	2,311,409	0.017373%	233
119	69140	First Allmerica Fin Life Ins Co	1,412,635	0.010618%	256
120	63401	First Colony Life Ins Co	172,404,505	1.295828%	22
121	64696	First Continental Life & Acc	619	0.000005%	378
122	90328	First Health Life & Health Ins Co	26,183	0.000197%	349
123	63495	First Investors Life Ins Co	2,016,937	0.015160%	238
124	67652	First Penn Pacific Life Ins Co	37,360,241	0.280807%	75
125	91642	Forethought Life Ins Co	75,743,231	0.569302%	46
126	71129	Fort Dearborn Life Ins Co	6,751,204	0.050743%	159
127	62154	Fremont Life Ins Co	1,634	0.000012%	374
128	63657	Garden State Life Ins Co	3,320,645	0.024959%	202
129	63665	General American Life Ins Co	87,374,195	0.656722%	44
130	65536	Genworth Life & Annuity Ins Co	14,041,143	0.105536%	121
131	80926	Genworth Life & Health Ins Co	12,222,370	0.091866%	127
132	70025	Genworth Life Ins Co	17,582,701	0.132155%	111
133	70939	Gerber Life Ins Co	16,633,395	0.125020%	115
134	91472	Globe Life & Accident Ins Co	30,467,292	0.228998%	81
135	62286	Golden Rule Ins Co	7,831,334	0.058862%	151

California Life & Annuity Market Share Report
Premiums Written During Calendar Year 2005
Line of Business: LIFE INSURANCE
Sorted By Market Share

Record Count	Company Code	Company Name	Written Premium	Market Share	Rank
136	63924	Golden State Mut Life Ins Co	5,206,754	0.039135%	176
137	63967	Government Personnel Mut Life Ins Co	6,984,527	0.052497%	157
138	63312	Great American Life Ins Co	18,578,499	0.139640%	110
139	90212	Great Southern Life Ins Co	8,291,049	0.062317%	147
140	68322	Great West Life & Annuity Ins Co	24,004,896	0.180426%	94
141	80705	Great West Life Assur Co	3,115,268	0.023415%	204
142	71480	Great Western Ins Co	20,593,927	0.154788%	105
143	64211	Guarantee Trust Life Ins Co	5,320,025	0.039986%	174
144	64238	Guaranty Income Life Ins Co	12,764	0.000096%	357
145	78778	Guardian Ins & Annuity Co Inc	5,482,536	0.041208%	171
146	64246	Guardian Life Ins Co Of Amer	138,822,059	1.043415%	30
147	70815	Hartford Life & Accident Ins Co	73,193,869	0.550140%	48
148	71153	Hartford Life & Annuity Ins Co	135,201,669	1.016204%	31
149	74268	Hartford Life Grp Ins Co	4,746,542	0.035676%	182
150	88072	Hartford Life Ins Co	178,839,723	1.344196%	21
151	92711	HCC Life Ins Co	1,847,388	0.013885%	242
152	66141	Health Net Life Ins Co	2,318,035	0.017423%	232
153	64394	Heritage Life Ins Co	179	0.000001%	381
154	93440	HM Life Ins Co	3,750,211	0.028187%	197
155	64505	Homesteaders Life Co	21,964,549	0.165090%	101
156	64513	Horace Mann Life Ins Co	2,744,610	0.020629%	212
157	93777	Household Life Ins Co	9,606,486	0.072204%	139
158	73288	Humana Ins Co	1,147,508	0.008625%	266
159	70580	Humanadental Ins Co	320,723	0.002411%	299
160	97764	Idealife Ins Co	520,346	0.003911%	284
161	65005	IDS Life Ins Co	120,917,077	0.908838%	33
162	64580	Illinois Mut Life Ins Co	104,695	0.000787%	331
163	64645	Indianapolis Life Ins Co	48,261,608	0.362744%	64
164	81779	Individual Assur Co Life Hlth & Acc	2,004	0.000015%	371
165	84514	Industrial Alliance Pacific US Branc	11,724,971	0.088127%	129
166	86509	Ing Life Ins & Annuity Co	23,728,176	0.178346%	95
167	80942	ING USA Annuity and Life Ins Co	5,692,742	0.042788%	169
168	74780	Integrity Life Ins Co	39,251	0.000295%	345
169	64890	Investors Guaranty Life Ins Co	2,835	0.000021%	368
170	64939	Investors Ins Corp	13,270	0.000100%	355
171	63487	Investors Life Ins Co North Amer	2,697,875	0.020278%	213
172	65056	Jackson Natl Life Ins Co	73,643,851	0.553522%	47
173	64017	Jefferson Natl Life Ins Co	2,401,120	0.018047%	227
174	70254	Jefferson Pilot Financial Ins Co	93,650,320	0.703895%	41
175	67865	Jefferson Pilot Life Ins Co	156,315,859	1.174902%	27
176	62057	Jefferson Pilot Lifeamerica Ins Co	112,276	0.000844%	328
177	65080	John Alden Life Ins Co	1,649,930	0.012401%	249
178	65099	John Hancock Life Ins Co	53,454,397	0.401774%	59
179	65838	John Hancock Life Ins Co (USA)	322,570,023	2.424503%	7
180	90204	John Hancock Variable Life Ins Co	183,619,260	1.380120%	19

California Life & Annuity Market Share Report
Premiums Written During Calendar Year 2005
Line of Business: LIFE INSURANCE
Sorted By Market Share

Record Count	Company Code	Company Name	Written Premium	Market Share	Rank
181	65110	Kanawha Ins Co	107,702	0.000810%	329
182	65129	Kansas City Life Ins Co	11,925,121	0.089632%	128
183	90557	Kemper Investors Life Ins Co	3,789,202	0.028480%	196
184	90344	Keystone State Life Ins Co	13,874	0.000104%	354
185	65242	Lafayette Life Ins Co	22,551,161	0.169499%	99
186	68543	Liberty Bankers Life Ins Co	14,151	0.000106%	353
187	65315	Liberty Life Assur Co Of Boston	35,209,873	0.264645%	78
188	65323	Liberty Life Ins Co	2,498,779	0.018781%	224
189	65331	Liberty Natl Life Ins Co	10,257,565	0.077098%	137
190	65498	Life Ins Co Of North Amer	120,837,659	0.908241%	34
191	65528	Life Ins Co Of The Southwest	25,694,762	0.193127%	88
192	64130	Life Investors Ins Co Of Amer	19,974,371	0.150131%	107
193	94188	Lifewise Assur Co	39,211	0.000295%	346
194	65595	Lincoln Benefit Life Co	170,040,214	1.278057%	23
195	65927	Lincoln Heritage Life Ins Co	24,891,941	0.187093%	92
196	69833	Lincoln Memorial Life Ins Co	4,772,477	0.035871%	181
197	65676	Lincoln Natl Life Ins Co	309,607,897	2.327077%	8
198	65722	Loyal American Life Ins Co	317,401	0.002386%	300
199	65781	Madison Natl Life Ins Co Inc	1,028,448	0.007730%	271
200	65870	Manhattan Life Ins Co	1,215,239	0.009134%	263
201	67083	Manhattan Natl Life Ins Co	6,874,823	0.051673%	158
202	93610	Manulife Ins Co	335,167	0.002519%	297
203	65935	Massachusetts Mut Life Ins Co	256,845,074	1.930501%	10
204	87750	Mayflower Natl Life Ins Co	21,044,034	0.158171%	103
205	71471	Medico Life Ins Co	70,850	0.000533%	336
206	97055	Mega Life & Health Ins Co The	1,528,378	0.011488%	252
207	86126	Members Life Ins Co	357,109	0.002684%	294
208	65951	Merit Life Ins Co	4,176,043	0.031388%	191
209	79022	Merrill Lynch Life Ins Co	2,543,086	0.019114%	220
210	87726	Metlife Ins Co of CT	185,258,708	1.392443%	18
211	93513	MetLife Investors Ins Co	136,132	0.001023%	323
212	81620	Metlife Investors Ins Co of CA	2,591,442	0.019478%	216
213	61050	MetLife Investors USA Ins Co	11,360,754	0.085390%	130
214	80950	Metlife Life & Annuity Co of CT	146,873,726	1.103933%	29
215	65978	Metropolitan Life Ins Co	808,592,392	6.077547%	1
216	97136	Metropolitan Tower Life Ins Co	10,241,221	0.076975%	138
217	66087	Mid West Natl Life Ins Co Of TN	1,990,900	0.014964%	239
218	66044	Midland Natl Life Ins Co	71,767,513	0.539419%	49
219	66109	Midwestern United Life Ins Co	377,000	0.002834%	290
220	66168	Minnesota Life Ins Co	117,990,615	0.886842%	35
221	70416	MML Bay State Life Ins Co	11,349,167	0.085303%	131
222	69647	Molina Healthcare Ins Co	316,622	0.002380%	301
223	66265	Monarch Life Ins Co	335,829	0.002524%	296
224	66281	Monumental Life Ins Co	20,634,602	0.155094%	104
225	66370	Mony Life Ins Co	25,374,810	0.190722%	89

California Life & Annuity Market Share Report
Premiums Written During Calendar Year 2005
Line of Business: LIFE INSURANCE
Sorted By Market Share

Record Count	Company Code	Company Name	Written Premium	Market Share	Rank
226	78077	Mony Life Ins Co Of Amer	43,215,489	0.324817%	68
227	66427	MTL Ins Co	7,755,847	0.058295%	153
228	88668	Mutual Of Amer Life Ins Co	902,266	0.006782%	275
229	66419	Mutual Service Life Ins Co	1,768,477	0.013292%	245
230	61409	National Benefit Life Ins Co	2,929,038	0.022015%	208
231	66540	National Farmers Union Life Ins Co	1,465,593	0.011016%	253
232	98205	National Foundation Life Ins Co	20,860	0.000157%	351
233	66583	National Guardian Life Ins Co	14,548,830	0.109352%	120
234	82538	National Health Ins Co	1,634	0.000012%	373
235	66680	National Life Ins Co	33,894,407	0.254757%	80
236	87963	National Teachers Assoc Life Ins Co	5,216	0.000039%	365
237	66850	National Western Life Ins Co	3,511,626	0.026394%	200
238	70750	Nationwide Life & Ann Co of Amer	710,366	0.005339%	279
239	92657	Nationwide Life And Annuity Ins Co	16,521,116	0.124176%	116
240	66869	Nationwide Life Ins Co	227,961,480	1.713406%	14
241	68225	Nationwide Life Ins Co of Amer	35,382,764	0.265944%	77
242	91626	New England Life Ins Co	42,713,631	0.321044%	69
243	78743	New Era Life Ins Co	3,742	0.000028%	367
244	69698	New Era Life Ins Co Of Midwest	47,483	0.000357%	342
245	91596	New York Life Ins & Annuity Corp	234,143,586	1.759872%	13
246	66915	New York Life Ins Co	591,227,229	4.443786%	2
247	97241	NGL American Life Ins Co	123,635	0.000929%	326
248	81264	Nippon Life Ins Co Of Amer	1,187,312	0.008924%	265
249	66974	North American Co Life & Hlth Ins	66,501,014	0.499835%	52
250	67032	North Carolina Mut Life Ins Co	31,581	0.000237%	348
251	67059	North Coast Life Ins Co	2,200,183	0.016537%	236
252	67091	Northwestern Mut Life Ins Co	583,188,512	4.383365%	3
253	81353	NYLife Ins Co Of AZ	13,965,602	0.104968%	122
254	67148	Occidental Life Ins Co Of NC	1,924,188	0.014463%	241
255	89206	Ohio Natl Life Assur Corp	27,020,605	0.203092%	84
256	67172	Ohio Natl Life Ins Co	7,700,842	0.057881%	154
257	67180	Ohio State Life Ins Co	4,804,336	0.036110%	180
258	67199	Old American Ins Co	2,633,004	0.019790%	215
259	67261	Old Republic Life Ins Co	5,154,400	0.038742%	177
260	76007	Old United Life Ins Co	400	0.000003%	379
261	76112	Oxford Life Ins Co	271,098	0.002038%	306
262	67393	Ozark Natl Life Ins Co	192,996	0.001451%	314
263	64343	Pacific Guardian Life Ins Co Ltd	8,803,688	0.066170%	142
264	67466	Pacific Life Ins Co	407,819,352	3.065254%	5
265	81612	Pacific Union Assur Co	135,904	0.001021%	324
266	70785	Pacificare Life & Health Ins Co	180,000	0.001353%	317
267	93459	Pan American Assur Co	5,777,362	0.043424%	166
268	67539	Pan American Life Ins Co	1,283,662	0.009648%	260
269	93564	Paragon Life Ins Co	24,687,472	0.185556%	93
270	60003	Park Avenue Life Ins Co	1,247,008	0.009373%	262

California Life & Annuity Market Share Report
Premiums Written During Calendar Year 2005
Line of Business: LIFE INSURANCE
Sorted By Market Share

Record Count	Company Code	Company Name	Written Premium	Market Share	Rank
271	67598	Paul Revere Life Ins Co	1,259,720	0.009468%	261
272	67601	Paul Revere Variable Annuity Ins Co	364,183	0.002737%	292
273	93262	Penn Ins & Annuity Co	1,676,607	0.012602%	246
274	67644	Penn Mut Life Ins Co	39,867,136	0.299650%	72
275	63282	Penn Treaty Network Amer Ins Co	175,224	0.001317%	318
276	67660	Pennsylvania Life Ins Co	1,303,726	0.009799%	259
277	66605	Peoples Benefit Life Ins Co	13,422,658	0.100887%	123
278	85561	Perico Life Ins Co	1,490	0.000011%	376
279	67784	Philadelphia American Life Ins Co	7,598	0.000057%	361
280	93548	PHL Variable Ins Co	38,099,518	0.286364%	73
281	67814	Phoenix Life Ins Co	42,514,180	0.319545%	70
282	72125	Physicians Life Ins Co	16,499,716	0.124015%	117
283	67873	Pioneer American Ins Co	326,759	0.002456%	298
284	67911	Pioneer Mut Life Ins Co	7,802,413	0.058645%	152
285	67946	Pioneer Security Life Ins Co	141,131	0.001061%	321
286	68039	Presidential Life Ins Co	980,599	0.007370%	273
287	65919	Primerica Life Ins Co	242,544,813	1.823017%	11
288	61271	Principal Life Ins Co	158,606,724	1.192121%	26
289	68047	Professional Ins Co	44,173	0.000332%	344
290	88536	Protective Life And Annuity Ins Co	64,894	0.000488%	340
291	68136	Protective Life Ins Co	90,161,072	0.677669%	42
292	68195	Provident Life & Accident Ins Co	23,165,344	0.174116%	97
293	79227	Pruco Life Ins Co	155,977,292	1.172358%	28
294	68241	Prudential Ins Co Of Amer	558,945,999	4.201153%	4
295	68284	Pyramid Life Ins Co	37,016	0.000278%	347
296	65765	Reassure America Life Ins Co	37,326,069	0.280550%	76
297	68357	Reliable Life Ins Co	69,075	0.000519%	338
298	68381	Reliance Standard Life Ins Co	43,273,092	0.325249%	67
299	67105	Reliastar Life Ins Co	161,240,635	1.211918%	25
300	61360	Reliastar Life Ins Co Of NY	5,716,101	0.042963%	168
301	61700	Renaissance L & H Ins Co of Amer	182,262	0.001370%	316
302	61506	Resource Life Ins Co	255,003	0.001917%	308
303	60183	S USA Life Ins Co Inc	231,555	0.001740%	311
304	60445	Sagicor Life Ins Co	1,335,185	0.010036%	258
305	68446	Scor Life Ins Co	76,359	0.000574%	333
306	69914	Sears Life Ins Co	2,561,521	0.019253%	218
307	93742	Securian Life Ins Co	12,349	0.000093%	358
308	68675	Security Benefit Life Ins Co	2,363,321	0.017763%	229
309	68764	Security Financial Life Ins Co	5,074,165	0.038138%	178
310	68721	Security Life Ins Co Of Amer	2,873,110	0.021595%	210
311	68713	Security Life Of Denver Ins Co	181,806,858	1.366498%	20
312	68772	Security Mut Life Ins Co Of NY	2,653,882	0.019947%	214
313	69485	Security Natl Life Ins Co	370,333	0.002783%	291
314	68802	Sentinel Security Life Ins Co	2,536,167	0.019062%	221
315	68810	Sentry Life Ins Co	2,228,875	0.016753%	234

California Life & Annuity Market Share Report
Premiums Written During Calendar Year 2005
Line of Business: LIFE INSURANCE
Sorted By Market Share

Record Count	Company Code	Company Name	Written Premium	Market Share	Rank
316	71420	Sierra Health & Life Ins Co Inc	2,588	0.000019%	369
317	91391	Southwestern Life Ins Co	6,668,640	0.050123%	160
318	69019	Standard Ins Co	81,948,016	0.615938%	45
319	86355	Standard Life & Accident Ins Co	1,789,138	0.013448%	244
320	69051	Standard Life Ins Co Of IN	510,478	0.003837%	285
321	69078	Standard Security Life Ins Co Of NY	11,337	0.000085%	359
322	69108	State Farm Life Ins Co	299,704,242	2.252639%	9
323	69116	State Life Ins Co	4,502,744	0.033844%	185
324	89184	Sterling Investors Life Ins Co	409,647	0.003079%	289
325	65021	Stonebridge Life Ins Co	20,108,348	0.151138%	106
326	79065	Sun Life Assur Co Of Canada US	26,636,456	0.200205%	85
327	69256	Sunamerica Life Ins Co	8,560,411	0.064342%	145
328	69272	Sunset Life Ins Co Of Amer	11,072,763	0.083225%	133
329	69310	Surety Life Ins Co	21,141,127	0.158901%	102
330	68608	Symetra Life Ins Co	17,063,023	0.128249%	114
331	90581	Symetra Natl Life Ins Co	44,624	0.000335%	343
332	69345	Teachers Ins & Ann Assoc Of Amer	25,264,306	0.189892%	90
333	69396	Texas Life Ins Co	3,251,381	0.024438%	203
334	97721	Thrivent Life Ins Co	3,393,372	0.025505%	201
335	60142	TIAA Cref Life Ins Co	2,530,171	0.019017%	223
336	69477	Time Ins Co	2,409,660	0.018112%	226
337	69566	Trans World Assur Co	2,884,655	0.021682%	209
338	70688	Transamerica Financial Life Ins Co	494,305	0.003715%	286
339	86231	Transamerica Life Ins Co	167,689,693	1.260390%	24
340	67121	Transamerica Occidental Life Ins Co	227,844,468	1.712526%	15
341	61425	Trustmark Ins Co	10,935,780	0.082196%	134
342	62863	Trustmark Life Ins Co	409,741	0.003080%	288
343	86371	Ullico Life Ins Co	122,988	0.000924%	327
344	80314	Unicare Life & Health Ins Co	7,845,451	0.058968%	150
345	69701	Union Bankers Ins Co	832,157	0.006255%	276
346	80837	Union Central Life Ins Co	34,366,208	0.258304%	79
347	62596	Union Fidelity Life Ins Co	5,380,175	0.040439%	173
348	69744	Union Labor Life Ins Co	8,098,636	0.060871%	148
349	70408	Union Security Ins Co	57,781,326	0.434296%	57
350	98884	Union Security Life Ins Co	4,115,454	0.030933%	193
351	92916	United American Ins Co	2,566,988	0.019294%	217
352	91693	United Family Life Ins Co	73,182	0.000550%	334
353	87645	United Fidelity Life Ins Co	1,061,125	0.007976%	269
354	79413	United Healthcare Ins Co	2,374,421	0.017847%	228
355	63983	United Heritage Life Ins Co	3,712,687	0.027905%	198
356	69922	United Home Life Ins Co	1,413,552	0.010625%	255
357	69930	United Ins Co Of Amer	25,257,478	0.189840%	91
358	94099	United Investors Life Ins Co	12,385,104	0.093089%	126
359	69868	United Of Omaha Life Ins Co	88,043,751	0.661755%	43
360	70106	United States Life Ins Co In NYC	23,517,651	0.176764%	96

California Life & Annuity Market Share Report
 Premiums Written During Calendar Year 2005
 Line of Business: **LIFE INSURANCE**
 Sorted By Market Share

Record Count	Company Code	Company Name	Written Premium	Market Share	Rank
361	63479	United Teacher Assoc Ins Co	125,953	0.000947%	325
362	72850	United World Life Ins Co	230,635	0.001734%	312
363	70114	Unity Mut Life Ins Co	166,850	0.001254%	319
364	70157	Universal Life Ins Co	12,880	0.000097%	356
365	70173	Universal Underwriters Life Ins Co	2,536,057	0.019062%	222
366	62235	Unum Life Ins Co Of Amer	100,005,337	0.751661%	39
367	80802	US Branch SunLife Assur Co Of Canada	114,167,847	0.858109%	36
368	80675	US Bus of Crown Life Ins Co	8,004,497	0.060163%	149
369	80659	US Bus of the Canada Life Assur Co	8,788,848	0.066059%	143
370	84530	US Financial Life Ins Co	22,458,803	0.168805%	100
371	70955	USA Life One Ins Co Of IN	2,219	0.000017%	370
372	69663	USAA Life Ins Co	63,003,801	0.473550%	56
373	63738	Utica Natl Life Ins Co	25,269	0.000190%	350
374	70211	Valley Forge Life Ins Co	102,370,081	0.769435%	38
375	81027	Veterans Life Ins Co	6,348,733	0.047718%	163
376	70319	Washington Natl Ins Co	4,880,127	0.036680%	179
377	70335	West Coast Life Ins Co	95,230,160	0.715770%	40
378	70483	Western & Southern Life Ins Co	8,606,767	0.064690%	144
379	91413	Western Reserve Life Assur Co of OH	219,173,763	1.647355%	16
380	92622	Western Southern Life Assur Co	4,158,787	0.031258%	192
381	70629	World Ins Co	60,900	0.000458%	341
	Totals:		13,304,584,226	100.000000%	

California Life & Annuity Market Share Report
Premiums Written During Calendar Year 2005
Line of Business: ANNUITY CONSIDERATIONS
Sorted By Company Name (Alphabetical)

Record Count	Company Code	Company Name	Written Premium	Market Share	Rank
1	71854	AAA Life Ins Co	51,168,176	0.264055%	62
2	60038	Acacia Life Ins Co	1,210,484	0.006247%	139
3	60046	Academy Life Ins Co	3,500	0.000018%	244
4	60054	Aetna Life Ins Co	1,314,864	0.006785%	135
5	60232	AGL Life Assur Co	9,289,026	0.047936%	102
6	70432	AIG Annuity Ins Co	931,597,679	4.807540%	4
7	66842	AIG Life Ins Co	7,750,681	0.039998%	104
8	60941	AIG SunAmerica Life Assur Co	366,239,410	1.889990%	19
9	90611	Allianz Life Ins Co Of North Amer	1,583,542,562	8.171922%	1
10	84824	Allmerica Financial Life & Annuity	4,093,669	0.021126%	120
11	70866	Allstate Assur Co	2,100	0.000011%	251
12	60186	Allstate Life Ins Co	579,882,222	2.992501%	9
13	70874	Allstate Life Ins Co Of NY	135,462	0.000699%	184
14	68594	American Amicable Life Ins Co Of TX	84,920	0.000438%	199
15	60275	American Bankers Life Assur Co Of FL	25,840	0.000133%	225
16	94234	American Enterprise Life Ins Co	155,282,959	0.801343%	29
17	92738	American Equity Invest Life Ins Co	289,572,729	1.494349%	24
18	60399	American Family Life Ins Co	5,325	0.000027%	239
19	60410	American Fidelity Assur Co	22,578,684	0.116518%	79
20	60429	American Fidelity Life Ins Co	69,002	0.000356%	208
21	66672	American Gen Life & Acc Ins Co	9,327,662	0.048136%	101
22	60488	American Gen Life Ins Co	92,366,365	0.476660%	39
23	60534	American Heritage Life Ins Co	111,858	0.000577%	188
24	60577	American Income Life Ins Co	1,376	0.000007%	257
25	60607	American Intl Life Assr Co NY	544,723	0.002811%	157
26	60631	American Investors Life Ins Co	67,237,177	0.346980%	52
27	81213	American Maturity Life Ins Co	463,551	0.002392%	160
28	67989	American Memorial Life Ins Co	1,110,654	0.005732%	141
29	60739	American Natl Ins Co	92,625,256	0.477996%	38
30	93653	American Partners Life Ins Co	15,817,708	0.081628%	90
31	86630	American Skandia Life Assur Corp	432,003,983	2.229370%	13
32	60895	American United Life Ins Co	79,592,968	0.410742%	44
33	61999	Americo Financial Life Annuity Ins	76,824,693	0.396456%	46
34	94471	Americom Life & Annuity Ins Co	19,209,068	0.099129%	80
35	61301	Ameritas Life Ins Corp	4,667,260	0.024086%	113
36	97977	Ameritas Variable Life Ins Co	11,215,900	0.057880%	97
37	61689	Amerus Life Ins Co	115,762,787	0.597398%	35
38	72222	Amica Life Ins Co	154,847	0.000799%	179
39	93661	Annuity Investors Life Ins Co	41,102,609	0.212111%	67
40	71439	Assurity Life Ins Co	1,010,538	0.005215%	144
41	84522	Auto Club Life Ins Co	629,639	0.003249%	152
42	62898	Aviva Life Ins Co	98,882,403	0.510286%	37
43	62944	AXA Equitable Life Ins Co	820,894,180	4.236251%	6
44	61263	Bankers Life & Cas Co	58,963,721	0.304284%	58
45	94250	Banner Life Ins Co	515	0.000003%	267

California Life & Annuity Market Share Report
Premiums Written During Calendar Year 2005
Line of Business: ANNUITY CONSIDERATIONS
Sorted By Company Name (Alphabetical)

Record Count	Company Code	Company Name	Written Premium	Market Share	Rank
46	61395	Beneficial Life Ins Co	39,424,800	0.203453%	68
47	62345	Berkshire Hathaway Life Ins Co NE	115,000	0.000593%	187
48	61492	Business Mens Assur Co Of Amer	23,229,355	0.119876%	78
49	81060	Canada Life Ins Co Of Amer	75,581	0.000390%	206
50	62383	Centurion Life Ins Co	1,056,450	0.005452%	143
51	61808	Charter Natl Life Ins Co	64,335	0.000332%	210
52	63207	Chase Ins Life and Annuity Co	4,146,502	0.021398%	119
53	61832	Chesapeake Life Ins Co	227,346	0.001173%	174
54	61875	Church Life Ins Corp	2,943,904	0.015192%	124
55	76236	Cincinnati Life Ins Co	167,986	0.000867%	176
56	80322	Citicorp Life Ins Co	101,600	0.000524%	191
57	93432	CM Life Ins Co	52,252,762	0.269652%	60
58	62049	Colonial Life & Accident Ins Co	10,529	0.000054%	237
59	84786	Colorado Bankers Life Ins Co	1,898,055	0.009795%	131
60	77720	Columbia Universal Life Ins Co	233,746	0.001206%	173
61	62103	Columbian Mut Life Ins Co	750	0.000004%	262
62	99937	Columbus Life Ins Co	104,775	0.000541%	190
63	62308	Connecticut General Life Ins Co	196,530	0.001014%	175
64	60682	Conseco Ins Co	28,253,607	0.145804%	75
65	65900	Conseco Life Ins Co	603,428	0.003114%	153
66	76325	Conseco Senior Health Ins Co	317	0.000002%	269
67	71404	Continental General Ins Co	60,927	0.000314%	211
68	62626	Cuna Mut Ins Society	38,587,168	0.199130%	69
69	65749	Cuna Mut Life Ins Co	65,640,087	0.338738%	55
70	92444	Doctors Life Ins Co	17,030	0.000088%	229
71	62928	EMC Natl Life Co	83,656	0.000432%	201
72	84174	Employees Life Co Mut	2,584,637	0.013338%	128
73	62510	Equitrust Life Ins Co	92,343,810	0.476543%	40
74	63053	Family Life Ins Co	15,535	0.000080%	232
75	74004	Family Service Life Ins Co	681	0.000004%	263
76	63177	Farmers New World Life Ins Co	36,715,313	0.189471%	70
77	67695	Federal Home Life Ins Co	80,444	0.000415%	203
78	63223	Federal Life Ins Co	99,775	0.000515%	192
79	63258	Federated Life Ins Co	39,919	0.000206%	215
80	63274	Fidelity & Guaranty Life Ins Co	298,736,321	1.541638%	23
81	93696	Fidelity Investments Life Ins Co	115,681,972	0.596981%	36
82	71870	Fidelity Security Life Ins Co	406,298	0.002097%	163
83	98213	Financial Benefit Life Ins Co	300	0.000002%	271
84	63401	First Colony Life Ins Co	26,187,907	0.135144%	77
85	63495	First Investors Life Ins Co	791,294	0.004083%	148
86	67652	First Penn Pacific Life Ins Co	1,207,421	0.006231%	140
87	91642	Forethought Life Ins Co	1,549	0.000008%	256
88	71129	Fort Dearborn Life Ins Co	3,429,880	0.017700%	123
89	62154	Fremont Life Ins Co	3,379	0.000017%	246
90	63665	General American Life Ins Co	6,236,056	0.032181%	107

California Life & Annuity Market Share Report
Premiums Written During Calendar Year 2005
Line of Business: ANNUITY CONSIDERATIONS
Sorted By Company Name (Alphabetical)

Record Count	Company Code	Company Name	Written Premium	Market Share	Rank
91	65536	Genworth Life & Annuity Ins Co	66,008,552	0.340639%	54
92	70025	Genworth Life Ins Co	157,867,221	0.814679%	28
93	91472	Globe Life & Accident Ins Co	1,089	0.000006%	258
94	62286	Golden Rule Ins Co	4,395,816	0.022685%	116
95	63924	Golden State Mut Life Ins Co	2,885,582	0.014891%	125
96	63967	Government Personnel Mut Life Ins Co	64,579	0.000333%	209
97	63312	Great American Life Ins Co	81,848,059	0.422380%	43
98	90212	Great Southern Life Ins Co	4,429,628	0.022859%	115
99	68322	Great West Life & Annuity Ins Co	548,590,397	2.831018%	10
100	71480	Great Western Ins Co	413,147	0.002132%	162
101	64211	Guarantee Trust Life Ins Co	32,085	0.000166%	220
102	64238	Guaranty Income Life Ins Co	4,809,232	0.024818%	112
103	78778	Guardian Ins & Annuity Co Inc	90,448,716	0.466763%	41
104	64246	Guardian Life Ins Co Of Amer	3,871,273	0.019978%	121
105	70815	Hartford Life & Accident Ins Co	309	0.000002%	270
106	71153	Hartford Life & Annuity Ins Co	6,969,855	0.035968%	105
107	88072	Hartford Life Ins Co	51,327,381	0.264877%	61
108	92711	HCC Life Ins Co	150,798	0.000778%	181
109	64505	Homesteaders Life Co	315,567	0.001628%	167
110	64513	Horace Mann Life Ins Co	5,778,426	0.029820%	108
111	70580	Humanadental Ins Co	130,236	0.000672%	185
112	97764	Idealife Ins Co	4,251	0.000022%	242
113	65005	IDS Life Ins Co	528,643,086	2.728080%	11
114	64580	Illinois Mut Life Ins Co	536,910	0.002771%	158
115	64645	Indianapolis Life Ins Co	2,679,146	0.013826%	127
116	84514	Industrial Alliance Pacific US Branc	71,386	0.000368%	207
117	86509	Ing Life Ins & Annuity Co	782,429,157	4.037751%	7
118	80942	ING USA Annuity and Life Ins Co	850,290,973	4.387954%	5
119	74780	Integrity Life Ins Co	35,645,842	0.183952%	71
120	64939	Investors Ins Corp	13,236,478	0.068307%	93
121	63487	Investors Life Ins Co North Amer	552,191	0.002850%	156
122	65056	Jackson Natl Life Ins Co	1,138,972,802	5.877706%	3
123	64017	Jefferson Natl Life Ins Co	33,628,381	0.173540%	72
124	70254	Jefferson Pilot Financial Ins Co	1,964,477	0.010138%	130
125	67865	Jefferson Pilot Life Ins Co	70,093,825	0.361721%	50
126	62057	Jefferson Pilot Lifeamerica Ins Co	5,223,816	0.026958%	110
127	65080	John Alden Life Ins Co	105,455	0.000544%	189
128	65099	John Hancock Life Ins Co	12,652,096	0.065292%	95
129	65838	John Hancock Life Ins Co (USA)	47,310	0.000244%	212
130	65129	Kansas City Life Ins Co	4,335,154	0.022372%	117
131	90557	Kemper Investors Life Ins Co	17,327,986	0.089422%	85
132	65242	Lafayette Life Ins Co	7,905,518	0.040797%	103
133	68543	Liberty Bankers Life Ins Co	888,515	0.004585%	146
134	65315	Liberty Life Assur Co Of Boston	5,456,088	0.028156%	109
135	65323	Liberty Life Ins Co	840	0.000004%	260

California Life & Annuity Market Share Report
Premiums Written During Calendar Year 2005
Line of Business: ANNUITY CONSIDERATIONS
Sorted By Company Name (Alphabetical)

Record Count	Company Code	Company Name	Written Premium	Market Share	Rank
136	65331	Liberty Natl Life Ins Co	1,701	0.000009%	253
137	65528	Life Ins Co Of The Southwest	233,567,769	1.205334%	26
138	64130	Life Investors Ins Co Of Amer	6,357,868	0.032810%	106
139	65595	Lincoln Benefit Life Co	247,709,298	1.278312%	25
140	65927	Lincoln Heritage Life Ins Co	237,888	0.001228%	172
141	69833	Lincoln Memorial Life Ins Co	27,941	0.000144%	224
142	65676	Lincoln Natl Life Ins Co	1,282,010,841	6.615858%	2
143	65722	Loyal American Life Ins Co	1,264,720	0.006527%	137
144	65781	Madison Natl Life Ins Co Inc	897,991	0.004634%	145
145	67083	Manhattan Natl Life Ins Co	10,712	0.000055%	236
146	65935	Massachusetts Mut Life Ins Co	152,177,249	0.785316%	30
147	97055	Mega Life & Health Ins Co The	29,616	0.000153%	222
148	79022	Merrill Lynch Life Ins Co	66,014,079	0.340668%	53
149	87726	Metlife Ins Co of CT	420,102,550	2.167953%	14
150	93513	MetLife Investors Ins Co	1,287,460	0.006644%	136
151	81620	Metlife Investors Ins Co of CA	138,658,386	0.715551%	33
152	61050	MetLife Investors USA Ins Co	381,493,703	1.968710%	17
153	80950	Metlife Life & Annuity Co of CT	15,283,541	0.078871%	91
154	65978	Metropolitan Life Ins Co	412,633,244	2.129407%	15
155	97136	Metropolitan Tower Life Ins Co	25,200	0.000130%	226
156	66087	Mid West Natl Life Ins Co Of TN	91,848	0.000474%	193
157	66044	Midland Natl Life Ins Co	335,587,751	1.731811%	21
158	66109	Midwestern United Life Ins Co	330	0.000002%	268
159	66168	Minnesota Life Ins Co	30,318,286	0.156458%	74
160	69647	Molina Healthcare Ins Co	3,022	0.000016%	248
161	66265	Monarch Life Ins Co	600	0.000003%	265
162	66281	Monumental Life Ins Co	141,666	0.000731%	183
163	66370	Mony Life Ins Co	594,479	0.003068%	154
164	78077	Mony Life Ins Co Of Amer	9,951,121	0.051353%	100
165	66427	MTL Ins Co	723,422	0.003733%	150
166	88668	Mutual Of Amer Life Ins Co	129,793	0.000670%	186
167	66419	Mutual Service Life Ins Co	254,718	0.001314%	171
168	66540	National Farmers Union Life Ins Co	11,369	0.000059%	235
169	66583	National Guardian Life Ins Co	146,091	0.000754%	182
170	82538	National Health Ins Co	1,990,328	0.010271%	129
171	66680	National Life Ins Co	10,392,870	0.053633%	98
172	66850	National Western Life Ins Co	62,862,703	0.324405%	56
173	70750	Nationwide Life & Ann Co of Amer	668,185	0.003448%	151
174	92657	Nationwide Life And Annuity Ins Co	317,973	0.001641%	166
175	66869	Nationwide Life Ins Co	15,085,092	0.077847%	92
176	68225	Nationwide Life Ins Co of Amer	86,110	0.000444%	198
177	91626	New England Life Ins Co	28,032,993	0.144665%	76
178	78743	New Era Life Ins Co	127	0.000001%	273
179	69698	New Era Life Ins Co Of Midwest	12,103	0.000062%	233
180	91596	New York Life Ins & Annuity Corp	605,416,779	3.124273%	8

California Life & Annuity Market Share Report
Premiums Written During Calendar Year 2005
Line of Business: ANNUITY CONSIDERATIONS
Sorted By Company Name (Alphabetical)

Record Count	Company Code	Company Name	Written Premium	Market Share	Rank
181	66915	New York Life Ins Co	62,397,972	0.322007%	57
182	66974	North American Co Life & Hlth Ins	16,739,719	0.086386%	87
183	67059	North Coast Life Ins Co	289,936	0.001496%	169
184	67091	Northwestern Mut Life Ins Co	49,262,335	0.254220%	64
185	67148	Occidental Life Ins Co Of NC	16,294	0.000084%	231
186	67172	Ohio Natl Life Ins Co	53,592,110	0.276564%	59
187	67180	Ohio State Life Ins Co	1,701	0.000009%	254
188	76791	Old West Annuity & Life Ins Co	82,491	0.000426%	202
189	76112	Oxford Life Ins Co	88,906	0.000459%	196
190	67393	Ozark Natl Life Ins Co	3,384	0.000017%	245
191	64343	Pacific Guardian Life Ins Co Ltd	16,466	0.000085%	230
192	97268	Pacific Life & Annuity Co	1,407,339	0.007263%	134
193	67466	Pacific Life Ins Co	79,207,861	0.408755%	45
194	70785	Pacificare Life & Health Ins Co	1,000	0.000005%	259
195	67539	Pan American Life Ins Co	39,580	0.000204%	216
196	67644	Penn Mut Life Ins Co	1,093,062	0.005641%	142
197	67660	Pennsylvania Life Ins Co	725,782	0.003745%	149
198	66605	Peoples Benefit Life Ins Co	75,209,476	0.388121%	47
199	93548	PHL Variable Ins Co	16,846,374	0.086936%	86
200	67814	Phoenix Life Ins Co	571,319	0.002948%	155
201	72125	Physicians Life Ins Co	13,109,620	0.067653%	94
202	67873	Pioneer American Ins Co	3,253	0.000017%	247
203	67911	Pioneer Mut Life Ins Co	159,761	0.000824%	177
204	67946	Pioneer Security Life Ins Co	2,195	0.000011%	250
205	68039	Presidential Life Ins Co	2,707,716	0.013973%	126
206	65919	Primerica Life Ins Co	263,097	0.001358%	170
207	61271	Principal Life Ins Co	149,021,065	0.769028%	31
208	68136	Protective Life Ins Co	19,058,944	0.098354%	81
209	79227	Pruco Life Ins Co	70,529,319	0.363969%	49
210	68241	Prudential Ins Co Of Amer	325,596,244	1.680250%	22
211	93629	Prudential Retirement Ins & Anuty Co	88,545	0.000457%	197
212	65765	Reassure America Life Ins Co	88,914	0.000459%	195
213	68381	Reliance Standard Life Ins Co	10,133,835	0.052296%	99
214	67105	Reliastar Life Ins Co	172,853,192	0.892014%	27
215	61360	Reliastar Life Ins Co Of NY	42,483	0.000219%	213
216	60445	Sagicor Life Ins Co	1,769,741	0.009133%	132
217	68446	Scor Life Ins Co	79,363	0.000410%	204
218	93742	Securian Life Ins Co	600	0.000003%	266
219	68675	Security Benefit Life Ins Co	124,523,913	0.642610%	34
220	68764	Security Financial Life Ins Co	78,981	0.000408%	205
221	68721	Security Life Ins Co Of Amer	18,391	0.000095%	228
222	68713	Security Life Of Denver Ins Co	29,809	0.000154%	221
223	68772	Security Mut Life Ins Co Of NY	422,303	0.002179%	161
224	69485	Security Natl Life Ins Co	42,031	0.000217%	214
225	68810	Sentry Life Ins Co	16,635,043	0.085846%	88

California Life & Annuity Market Share Report
Premiums Written During Calendar Year 2005
Line of Business: ANNUITY CONSIDERATIONS
Sorted By Company Name (Alphabetical)

Record Count	Company Code	Company Name	Written Premium	Market Share	Rank
226	91391	Southwestern Life Ins Co	35,224	0.000182%	219
227	69019	Standard Ins Co	17,749,400	0.091596%	83
228	86355	Standard Life & Accident Ins Co	310,141	0.001600%	168
229	69051	Standard Life Ins Co Of IN	16,331,227	0.084278%	89
230	69108	State Farm Life Ins Co	49,259,657	0.254206%	65
231	69116	State Life Ins Co	795,152	0.004103%	147
232	89184	Sterling Investors Life Ins Co	4,869	0.000025%	240
233	79065	Sun Life Assur Co Of Canada US	361,313,098	1.864568%	20
234	69256	Sunamerica Life Ins Co	4,459,487	0.023013%	114
235	69272	Sunset Life Ins Co Of Amer	523,339	0.002701%	159
236	69310	Surety Life Ins Co	1,218,080	0.006286%	138
237	68608	Symetra Life Ins Co	82,083,808	0.423596%	42
238	69345	Teachers Ins & Ann Assoc Of Amer	377,603,309	1.948634%	18
239	97721	Thrivent Life Ins Co	31,221,814	0.161121%	73
240	60142	TIAA Cref Life Ins Co	11,282,474	0.058224%	96
241	69566	Trans World Assur Co	91,297	0.000471%	194
242	70688	Transamerica Financial Life Ins Co	143,330,334	0.739661%	32
243	86231	Transamerica Life Ins Co	449,755,500	2.320978%	12
244	67121	Transamerica Occidental Life Ins Co	17,681,608	0.091247%	84
245	61425	Trustmark Ins Co	22,754	0.000117%	227
246	69701	Union Bankers Ins Co	1,703	0.000009%	252
247	80837	Union Central Life Ins Co	67,822,762	0.350002%	51
248	62596	Union Fidelity Life Ins Co	37,281	0.000192%	217
249	69744	Union Labor Life Ins Co	154,866	0.000799%	178
250	70408	Union Security Ins Co	3,674,104	0.018960%	122
251	92916	United American Ins Co	368,710	0.001903%	164
252	91693	United Family Life Ins Co	1,570	0.000008%	255
253	87645	United Fidelity Life Ins Co	36,863	0.000190%	218
254	63983	United Heritage Life Ins Co	4,318,091	0.022284%	118
255	69922	United Home Life Ins Co	832	0.000004%	261
256	69930	United Ins Co Of Amer	600	0.000003%	264
257	94099	United Investors Life Ins Co	83,794	0.000432%	200
258	69868	United Of Omaha Life Ins Co	51,002,751	0.263201%	63
259	70106	United States Life Ins Co In NYC	4,000	0.000021%	243
260	63479	United Teacher Assoc Ins Co	4,891,579	0.025243%	111
261	70114	Unity Mut Life Ins Co	9,097	0.000047%	238
262	62235	Unum Life Ins Co Of Amer	28,736	0.000148%	223
263	80802	US Branch SunLife Assur Co Of Canada	114	0.000001%	274
264	80675	US Bus of Crown Life Ins Co	150	0.000001%	272
265	80659	US Bus of the Canada Life Assur Co	365,871	0.001888%	165
266	69663	USAA Life Ins Co	43,750,398	0.225775%	66
267	63738	Utica Natl Life Ins Co	3,000	0.000015%	249
268	70211	Valley Forge Life Ins Co	11,469	0.000059%	234
269	70238	Variable Annuity Life Ins Co	382,618,568	1.974515%	16
270	70319	Washington Natl Ins Co	154,146	0.000795%	180

California Life & Annuity Market Share Report
 Premiums Written During Calendar Year 2005
 Line of Business: **ANNUITY CONSIDERATIONS**
 Sorted By Company Name (Alphabetical)

Record Count	Company Code	Company Name	Written Premium	Market Share	Rank
271	70335	West Coast Life Ins Co	1,626,371	0.008393%	133
272	70483	Western & Southern Life Ins Co	50	0.000000%	275
273	91413	Western Reserve Life Assur Co of OH	74,195,808	0.382890%	48
274	92622	Western Southern Life Assur Co	18,684,910	0.096424%	82
275	70629	World Ins Co	4,360	0.000022%	241
	Totals:		19,377,847,190	100.000000%	

California Life & Annuity Market Share Report
Premiums Written During Calendar Year 2005
Line of Business: ACCIDENT AND HEALTH
Sorted By Company Name (Alphabetical)

Record Count	Company Code	Company Name	Written Premium	Market Share	Rank
1	77879	5 Star Life Ins Co	196,364	0.001839%	203
2	71854	AAA Life Ins Co	4,342,205	0.040663%	116
3	60038	Acacia Life Ins Co	8,035	0.000075%	268
4	60046	Academy Life Ins Co	42,634	0.000399%	238
5	60054	Aetna Life Ins Co	709,436,855	6.643633%	2
6	66842	AI G Life Ins Co	31,568,021	0.295624%	57
7	90611	Allianz Life Ins Co Of North Amer	40,605,483	0.380256%	48
8	84824	Allmerica Financial Life & Annuity	1,351,721	0.012658%	155
9	60186	Allstate Life Ins Co	9,263,522	0.086750%	89
10	70874	Allstate Life Ins Co Of NY	8,052	0.000075%	267
11	67369	Alta Health & Life Ins Co	4,547,073	0.042582%	113
12	60275	American Bankers Life Assur Co Of FL	7,536,084	0.070573%	96
13	60291	American Capitol Ins Co	52,869	0.000495%	232
14	60380	American Family Life Asr Co Columbus	199,625,774	1.869427%	10
15	60410	American Fidelity Assur Co	55,319,537	0.518048%	34
16	68373	American Gen Assur Co	4,681,366	0.043839%	111
17	66672	American Gen Life & Acc Ins Co	1,494,281	0.013993%	150
18	60488	American Gen Life Ins Co	1,378,541	0.012910%	153
19	60518	American Health & Life Ins Co	2,786,790	0.026097%	126
20	60534	American Heritage Life Ins Co	22,862,256	0.214097%	67
21	60577	American Income Life Ins Co	5,010,247	0.046919%	107
22	60607	American Intl Life Assr Co NY	486,678	0.004558%	186
23	60674	American Life & Health Ins Co	4,881,080	0.045710%	110
24	60704	American Life Ins Co of NY	23,971	0.000224%	252
25	97179	American Medical Security Life InsCo	47,115	0.000441%	236
26	65811	American Modern Life Ins Co	528,067	0.004945%	178
27	60739	American Natl Ins Co	1,440,585	0.013491%	152
28	71773	American Natl Life Ins Co Of TX	584,497	0.005474%	175
29	81078	American Network Ins Co	837	0.000008%	292
30	60836	American Republic Ins Co	862,095	0.008073%	167
31	84697	American Specialty Hlth Ins Co	1,353,106	0.012671%	154
32	60895	American United Life Ins Co	6,260,714	0.058629%	98
33	61999	Americo Financial Life Annuity Ins	4,267	0.000040%	275
34	94471	Americom Life & Annuity Ins Co	30,017	0.000281%	247
35	61301	Ameritas Life Ins Corp	32,763,425	0.306818%	56
36	61689	Amerus Life Ins Co	283,260	0.002653%	198
37	61069	Anthem Life Ins Co	10,992	0.000103%	258
38	71439	Assurity Life Ins Co	4,470,748	0.041867%	114
39	84522	Auto Club Life Ins Co	19,503	0.000183%	255
40	62898	Aviva Life Ins Co	5,456	0.000051%	272
41	62944	AXA Equitable Life Ins Co	11,759,509	0.110124%	82
42	68160	Balboa Life Ins Co	2,353,756	0.022042%	134
43	61212	Baltimore Life Ins Co	128,531	0.001204%	214
44	61263	Bankers Life & Cas Co	61,210,907	0.573219%	32
45	94250	Banner Life Ins Co	478	0.000004%	294

California Life & Annuity Market Share Report
Premiums Written During Calendar Year 2005
Line of Business: ACCIDENT AND HEALTH
Sorted By Company Name (Alphabetical)

Record Count	Company Code	Company Name	Written Premium	Market Share	Rank
46	62825	BC Life & Health Ins Co	2,262,353,962	21.186168%	1
47	80985	BCS Life Ins Co	56,278	0.000527%	229
48	61395	Beneficial Life Ins Co	69,836	0.000654%	223
49	71714	Berkshire Life Ins Co of Amer	739,188	0.006922%	170
50	90638	Best Life And Health Ins Co	11,025,273	0.103248%	85
51	61557	Blue Shield of CA Life & Hlth Ins Co	193,472,624	1.811805%	11
52	61476	Boston Mut Life Ins Co	2,569,141	0.024059%	129
53	61492	Business Mens Assur Co Of Amer	1,634,807	0.015309%	147
54	71331	Careamerica Life Ins Co	173,793	0.001628%	207
55	80799	Celtic Ins Co	3,198,757	0.029955%	121
56	61751	Central States H & L Co Of Omaha	1,200,826	0.011245%	158
57	61883	Central United Life Ins Co	1,012,345	0.009480%	164
58	80896	Centre Life Ins Co	6,098,630	0.057112%	99
59	62383	Centurion Life Ins Co	315,078	0.002951%	195
60	67164	Chase Life & Annuity Co	1,369	0.000013%	287
61	61832	Chesapeake Life Ins Co	1,075,992	0.010076%	163
62	76236	Cincinnati Life Ins Co	68,416	0.000641%	225
63	80322	Citicorp Life Ins Co	66,121	0.000619%	226
64	62049	Colonial Life & Accident Ins Co	87,770,619	0.821942%	21
65	62065	Colonial Penn Life Ins Co	570,060	0.005338%	176
66	84786	Colorado Bankers Life Ins Co	552,136	0.005171%	177
67	77720	Columbia Universal Life Ins Co	4,772	0.000045%	274
68	76023	Columbian Life Ins Co	30,171	0.000283%	245
69	62103	Columbian Mut Life Ins Co	245	0.000002%	295
70	99937	Columbus Life Ins Co	22,123	0.000207%	253
71	62146	Combined Ins Co Of Amer	53,249,360	0.498662%	35
72	81426	Commercial Travelers Mut Ins Co	254,816	0.002386%	199
73	62308	Connecticut General Life Ins Co	481,159,185	4.505891%	5
74	78174	Conseco Health Ins Co	14,349,664	0.134380%	78
75	60682	Conseco Ins Co	411,565	0.003854%	189
76	65900	Conseco Life Ins Co	417,918	0.003914%	188
77	76325	Conseco Senior Health Ins Co	30,220,015	0.283000%	60
78	62359	Constitution Life Ins Co	47,259	0.000443%	235
79	71730	Continental American Ins Co	2,001,981	0.018748%	138
80	62413	Continental Assur Co	24,749,205	0.231768%	65
81	71404	Continental General Ins Co	1,209,715	0.011329%	157
82	62626	Cuna Mut Ins Society	23,811,516	0.222987%	66
83	65749	Cuna Mut Life Ins Co	829,330	0.007766%	168
84	62634	Delaware American Life Ins Co	34,042	0.000319%	243
85	73474	Dentegra Ins Co	5,279,412	0.049440%	104
86	62928	EMC Natl Life Co	373,515	0.003498%	192
87	77968	Family Heritage Life Ins Co Of Amer	716,671	0.006711%	172
88	63177	Farmers New World Life Ins Co	2,828,930	0.026492%	125
89	67695	Federal Home Life Ins Co	1,961,889	0.018372%	139
90	63223	Federal Life Ins Co	53,806	0.000504%	231

California Life & Annuity Market Share Report
Premiums Written During Calendar Year 2005
Line of Business: ACCIDENT AND HEALTH
Sorted By Company Name (Alphabetical)

Record Count	Company Code	Company Name	Written Premium	Market Share	Rank
91	63258	Federated Life Ins Co	2,032,346	0.019032%	137
92	71870	Fidelity Security Life Ins Co	15,387,365	0.144097%	76
93	69140	First Allmerica Fin Life Ins Co	126,508	0.001185%	216
94	63401	First Colony Life Ins Co	59,492	0.000557%	228
95	90328	First Health Life & Health Ins Co	645,316	0.006043%	173
96	63495	First Investors Life Ins Co	141	0.000001%	298
97	67652	First Penn Pacific Life Ins Co	9,524	0.000089%	262
98	71129	Fort Dearborn Life Ins Co	3,030,642	0.028381%	124
99	63657	Garden State Life Ins Co	9,013	0.000084%	265
100	63665	General American Life Ins Co	3,482,963	0.032617%	120
101	65536	Genworth Life & Annuity Ins Co	8,179,695	0.076600%	92
102	80926	Genworth Life & Health Ins Co	47,682,870	0.446534%	41
103	70025	Genworth Life Ins Co	175,812,965	1.646428%	13
104	70939	Gerber Life Ins Co	16,314,048	0.152775%	73
105	91472	Globe Life & Accident Ins Co	2,755,360	0.025803%	127
106	62286	Golden Rule Ins Co	1,110,029	0.010395%	162
107	63924	Golden State Mut Life Ins Co	151,827	0.001422%	209
108	63967	Government Personnel Mut Life Ins Co	24,224	0.000227%	251
109	63312	Great American Life Ins Co	1,877,650	0.017584%	140
110	90212	Great Southern Life Ins Co	138,999	0.001302%	211
111	68322	Great West Life & Annuity Ins Co	85,184,764	0.797726%	22
112	80705	Great West Life Assur Co	2,329,673	0.021817%	135
113	64211	Guarantee Trust Life Ins Co	15,621,093	0.146286%	74
114	64238	Guaranty Income Life Ins Co	80,063	0.000750%	222
115	64246	Guardian Life Ins Co Of Amer	343,193,520	3.213890%	9
116	70815	Hartford Life & Accident Ins Co	106,909,021	1.001166%	18
117	71153	Hartford Life & Annuity Ins Co	194,437	0.001821%	204
118	74268	Hartford Life Grp Ins Co	8,351,455	0.078209%	91
119	88072	Hartford Life Ins Co	21,228,051	0.198793%	68
120	92711	HCC Life Ins Co	26,736,389	0.250377%	63
121	66141	Health Net Life Ins Co	605,635,236	5.671566%	3
122	93440	HM Life Ins Co	14,374,755	0.134615%	77
123	64513	Horace Mann Life Ins Co	50,196	0.000470%	234
124	93777	Household Life Ins Co	9,883,595	0.092556%	87
125	73288	Humana Ins Co	18,283,312	0.171217%	71
126	70580	Humanadental Ins Co	43,447,683	0.406873%	43
127	97764	Idealife Ins Co	20,188	0.000189%	254
128	65005	IDS Life Ins Co	35,289,633	0.330475%	53
129	64580	Illinois Mut Life Ins Co	189,077	0.001771%	205
130	64645	Indianapolis Life Ins Co	216,257	0.002025%	201
131	81779	Individual Assur Co Life Hlth & Acc	44,270	0.000415%	237
132	86509	Ing Life Ins & Annuity Co	2,181	0.000020%	284
133	80942	ING USA Annuity and Life Ins Co	3,842	0.000036%	276
134	63487	Investors Life Ins Co North Amer	4,821	0.000045%	273
135	65056	Jackson Natl Life Ins Co	27,843	0.000261%	248

California Life & Annuity Market Share Report
Premiums Written During Calendar Year 2005
Line of Business: ACCIDENT AND HEALTH
Sorted By Company Name (Alphabetical)

Record Count	Company Code	Company Name	Written Premium	Market Share	Rank
136	64017	Jefferson Natl Life Ins Co	127,470	0.001194%	215
137	70254	Jefferson Pilot Financial Ins Co	81,308,095	0.761422%	23
138	67865	Jefferson Pilot Life Ins Co	50,204	0.000470%	233
139	62057	Jefferson Pilot Lifeamerica Ins Co	24,255	0.000227%	250
140	65080	John Alden Life Ins Co	1,614,801	0.015122%	148
141	65099	John Hancock Life Ins Co	63,065,359	0.590585%	29
142	65838	John Hancock Life Ins Co (USA)	9,020	0.000084%	264
143	60053	Kaiser Permanente Ins Co	65,370,019	0.612168%	27
144	65110	Kanawha Ins Co	3,765,777	0.035265%	117
145	65129	Kansas City Life Ins Co	237,821	0.002227%	200
146	90557	Kemper Investors Life Ins Co	2,847	0.000027%	279
147	65242	Lafayette Life Ins Co	124,037	0.001162%	217
148	65315	Liberty Life Assur Co Of Boston	79,673,814	0.746118%	24
149	65323	Liberty Life Ins Co	5,571,927	0.052179%	103
150	65331	Liberty Natl Life Ins Co	91,973	0.000861%	220
151	65498	Life Ins Co Of North Amer	139,252,057	1.304048%	16
152	65528	Life Ins Co Of The Southwest	1,816	0.000017%	286
153	64130	Life Investors Ins Co Of Amer	35,417,327	0.331671%	52
154	94188	Lifewise Assur Co	7,617	0.000071%	269
155	65595	Lincoln Benefit Life Co	19,597,568	0.183524%	70
156	65927	Lincoln Heritage Life Ins Co	32,160	0.000301%	244
157	65676	Lincoln Natl Life Ins Co	3,165,296	0.029642%	122
158	76694	London Life Reins Co	1,119	0.000010%	290
159	65722	Loyal American Life Ins Co	1,697,874	0.015900%	145
160	65781	Madison Natl Life Ins Co Inc	491,573	0.004603%	184
161	65935	Massachusetts Mut Life Ins Co	42,626,687	0.399184%	44
162	69515	Medamerica Ins Co	390,563	0.003657%	190
163	31119	Medico Ins Co	1,476,259	0.013825%	151
164	71471	Medico Life Ins Co	2,514,759	0.023550%	131
165	97055	Mega Life & Health Ins Co The	112,790,909	1.056248%	17
166	86126	Members Life Ins Co	226	0.000002%	296
167	65951	Merit Life Ins Co	5,024,282	0.047051%	106
168	87726	Metlife Ins Co of CT	26,061,605	0.244058%	64
169	81620	Metlife Investors Ins Co of CA	14,869	0.000139%	257
170	65978	Metropolitan Life Ins Co	463,151,936	4.337259%	6
171	66087	Mid West Natl Life Ins Co Of TN	71,365,141	0.668310%	26
172	66044	Midland Natl Life Ins Co	8,915	0.000083%	266
173	66168	Minnesota Life Ins Co	20,221,465	0.189367%	69
174	66265	Monarch Life Ins Co	3,596,192	0.033677%	119
175	66281	Monumental Life Ins Co	37,330,811	0.349590%	50
176	66370	Mony Life Ins Co	5,167,850	0.048395%	105
177	66427	MTL Ins Co	55,124	0.000516%	230
178	88668	Mutual Of Amer Life Ins Co	432,038	0.004046%	187
179	71412	Mutual Of Omaha Ins Co	48,776,572	0.456776%	40
180	61409	National Benefit Life Ins Co	154,371	0.001446%	208

California Life & Annuity Market Share Report
Premiums Written During Calendar Year 2005
Line of Business: ACCIDENT AND HEALTH
Sorted By Company Name (Alphabetical)

Record Count	Company Code	Company Name	Written Premium	Market Share	Rank
181	90956	National Financial Ins Co	489,072	0.004580%	185
182	98205	National Foundation Life Ins Co	1,135,422	0.010633%	160
183	66583	National Guardian Life Ins Co	491,732	0.004605%	183
184	82538	National Health Ins Co	964,364	0.009031%	166
185	66680	National Life Ins Co	4,628,182	0.043341%	112
186	87963	National Teachers Assoc Life Ins Co	12,886,524	0.120678%	80
187	66869	Nationwide Life Ins Co	143,551,162	1.344307%	15
188	68225	Nationwide Life Ins Co of Amer	209,491	0.001962%	202
189	91626	New England Life Ins Co	1,676,047	0.015696%	146
190	78743	New Era Life Ins Co	2,906	0.000027%	278
191	66915	New York Life Ins Co	63,030,420	0.590258%	30
192	97241	NGL American Life Ins Co	1,942	0.000018%	285
193	81264	Nippon Life Ins Co Of Amer	39,001,966	0.365240%	49
194	66974	North American Co Life & Hlth Ins	9,336	0.000087%	263
195	67032	North Carolina Mut Life Ins Co	3,112,136	0.029144%	123
196	67059	North Coast Life Ins Co	385,014	0.003606%	191
197	69000	Northwestern Long Term Care Ins Co	6,049,146	0.056648%	100
198	67091	Northwestern Mut Life Ins Co	64,888,590	0.607659%	28
199	89206	Ohio Natl Life Assur Corp	2,536,570	0.023754%	130
200	67172	Ohio Natl Life Ins Co	1,325,136	0.012409%	156
201	67180	Ohio State Life Ins Co	5,835	0.000055%	271
202	67199	Old American Ins Co	336,719	0.003153%	194
203	67261	Old Republic Life Ins Co	89,898	0.000842%	221
204	76112	Oxford Life Ins Co	100,136	0.000938%	219
205	67393	Ozark Natl Life Ins Co	2,548	0.000024%	281
206	64343	Pacific Guardian Life Ins Co Ltd	63,339	0.000593%	227
207	97268	Pacific Life & Annuity Co	33,285,953	0.311712%	55
208	67466	Pacific Life Ins Co	4,450,633	0.041679%	115
209	70785	Pacificare Life & Health Ins Co	454,278,855	4.254166%	7
210	67539	Pan American Life Ins Co	12,851,365	0.120349%	81
211	67598	Paul Revere Life Ins Co	49,259,482	0.461298%	39
212	67644	Penn Mut Life Ins Co	1,751,397	0.016401%	142
213	63282	Penn Treaty Network Amer Ins Co	43,649,058	0.408758%	42
214	67660	Pennsylvania Life Ins Co	4,967,636	0.046520%	108
215	66605	Peoples Benefit Life Ins Co	5,778,535	0.054114%	102
216	85561	Perico Life Ins Co	25,788	0.000241%	249
217	67784	Philadelphia American Life Ins Co	1,705,900	0.015975%	144
218	67814	Phoenix Life Ins Co	493,838	0.004625%	182
219	72125	Physicians Life Ins Co	101,962	0.000955%	218
220	80578	Physicians Mut Ins Co	15,557,893	0.145694%	75
221	60237	Premier Access Ins Co	51,404,779	0.481388%	37
222	65919	Primerica Life Ins Co	133,706	0.001252%	213
223	61271	Principal Life Ins Co	190,808,126	1.786853%	12
224	68047	Professional Ins Co	2,495,092	0.023366%	132
225	88536	Protective Life And Annuity Ins Co	190	0.000002%	297

California Life & Annuity Market Share Report
Premiums Written During Calendar Year 2005
Line of Business: ACCIDENT AND HEALTH
Sorted By Company Name (Alphabetical)

Record Count	Company Code	Company Name	Written Premium	Market Share	Rank
226	68136	Protective Life Ins Co	982,665	0.009202%	165
227	68195	Provident Life & Accident Ins Co	102,679,090	0.961554%	20
228	68241	Prudential Ins Co Of Amer	78,841,649	0.738325%	25
229	68284	Pyramid Life Ins Co	185,863	0.001741%	206
230	65765	Reassure America Life Ins Co	16,748,617	0.156845%	72
231	68357	Reliable Life Ins Co	1,171	0.000011%	289
232	68381	Reliance Standard Life Ins Co	62,850,113	0.588570%	31
233	67105	Reliastar Life Ins Co	58,159,133	0.544640%	33
234	61360	Reliastar Life Ins Co Of NY	2,087,821	0.019552%	136
235	61700	Renaissance L & H Ins Co of Amer	17,607	0.000165%	256
236	61506	Resource Life Ins Co	518,284	0.004854%	179
237	60183	S USA Life Ins Co Inc	2,228	0.000021%	283
238	79014	Safehealth Life Ins Co	41,057,012	0.384485%	47
239	60445	Sagicor Life Ins Co	10,803	0.000101%	259
240	68446	Scor Life Ins Co	7,032	0.000066%	270
241	69914	Sears Life Ins Co	7,588,379	0.071063%	95
242	68764	Security Financial Life Ins Co	1,784,073	0.016707%	141
243	68721	Security Life Ins Co Of Amer	11,031,476	0.103306%	84
244	68713	Security Life Of Denver Ins Co	10,053	0.000094%	260
245	68772	Security Mut Life Ins Co Of NY	349,480	0.003273%	193
246	69485	Security Natl Life Ins Co	9,683	0.000091%	261
247	68810	Sentry Life Ins Co	506,749	0.004746%	181
248	71420	Sierra Health & Life Ins Co Inc	141,234	0.001323%	210
249	91391	Southwestern Life Ins Co	30,032	0.000281%	246
250	69019	Standard Ins Co	172,016,904	1.610879%	14
251	86355	Standard Life & Accident Ins Co	7,726,949	0.072360%	94
252	69078	Standard Security Life Ins Co Of NY	13,768,479	0.128937%	79
253	69116	State Life Ins Co	8,019,433	0.075099%	93
254	89184	Sterling Investors Life Ins Co	582	0.000005%	293
255	65021	Stonebridge Life Ins Co	52,067,229	0.487592%	36
256	69256	Sunamerica Life Ins Co	37,059	0.000347%	239
257	69272	Sunset Life Ins Co Of Amer	3,680	0.000034%	277
258	69310	Surety Life Ins Co	34,186	0.000320%	242
259	68608	Symetra Life Ins Co	42,282,955	0.395965%	45
260	69345	Teachers Ins & Ann Assoc Of Amer	2,404,247	0.022515%	133
261	60142	TIAA Cref Life Ins Co	515,090	0.004824%	180
262	69477	Time Ins Co	30,579,972	0.286371%	58
263	70688	Transamerica Financial Life Ins Co	296,107	0.002773%	197
264	86231	Transamerica Life Ins Co	4,902,681	0.045912%	109
265	67121	Transamerica Occidental Life Ins Co	29,681,559	0.277958%	61
266	61425	Trustmark Ins Co	8,397,305	0.078638%	90
267	62863	Trustmark Life Ins Co	5,984,495	0.056043%	101
268	80314	Unicare Life & Health Ins Co	34,302,582	0.321232%	54
269	69701	Union Bankers Ins Co	1,750,809	0.016396%	143
270	80837	Union Central Life Ins Co	2,683,933	0.025134%	128

California Life & Annuity Market Share Report
Premiums Written During Calendar Year 2005
Line of Business: ACCIDENT AND HEALTH
Sorted By Company Name (Alphabetical)

Record Count	Company Code	Company Name	Written Premium	Market Share	Rank
271	62596	Union Fidelity Life Ins Co	9,969,938	0.093365%	86
272	69744	Union Labor Life Ins Co	35,947,070	0.336632%	51
273	70408	Union Security Ins Co	106,649,204	0.998733%	19
274	98884	Union Security Life Ins Co	6,401,858	0.059951%	97
275	92916	United American Ins Co	41,073,844	0.384642%	46
276	91693	United Family Life Ins Co	844	0.000008%	291
277	79413	United Healthcare Ins Co	543,852,315	5.092990%	4
278	63983	United Heritage Life Ins Co	36,138	0.000338%	240
279	69922	United Home Life Ins Co	69,313	0.000649%	224
280	69930	United Ins Co Of Amer	722,497	0.006766%	171
281	69868	United Of Omaha Life Ins Co	28,010,161	0.262306%	62
282	70106	United States Life Ins Co In NYC	51,348,392	0.480860%	38
283	63479	United Teacher Assoc Ins Co	3,708,323	0.034727%	118
284	72850	United World Life Ins Co	2,739	0.000026%	280
285	70114	Unity Mut Life Ins Co	2,299	0.000022%	282
286	70157	Universal Life Ins Co	1,219	0.000011%	288
287	62235	Unum Life Ins Co Of Amer	362,764,959	3.397169%	8
288	80802	US Branch SunLife Assur Co Of Canada	30,324,512	0.283979%	59
289	80675	US Bus of Crown Life Ins Co	791,023	0.007408%	169
290	80659	US Bus of the Canada Life Assur Co	1,548,217	0.014499%	149
291	69663	USAA Life Ins Co	11,451,368	0.107238%	83
292	70211	Valley Forge Life Ins Co	137,142	0.001284%	212
293	81027	Veterans Life Ins Co	1,119,693	0.010486%	161
294	70319	Washington Natl Ins Co	9,663,813	0.090498%	88
295	70335	West Coast Life Ins Co	35,426	0.000332%	241
296	70483	Western & Southern Life Ins Co	309,199	0.002896%	196
297	78301	Westward Life Ins Co	1,182,906	0.011078%	159
298	70629	World Ins Co	628,807	0.005889%	174
	Totals:		10,678,447,915	100.000000%	

California Life & Annuity Market Share Report
Premiums Written During Calendar Year 2005
Line of Business: DEPOSIT TYPE CONTRACT FUNDS
Sorted By Company Name (Alphabetical)

Record Count	Company Code	Company Name	Written Premium	Market Share	Rank
1	71854	AAA Life Ins Co	2,560,754	0.065463%	51
2	60038	Acacia Life Ins Co	2,528,350	0.064634%	53
3	60046	Academy Life Ins Co	386,296	0.009875%	80
4	60054	Aetna Life Ins Co	11,751,293	0.300408%	25
5	70432	AIG Annuity Ins Co	2,676,009	0.068409%	48
6	66842	AIG Life Ins Co	370,434	0.009470%	81
7	60186	Allstate Life Ins Co	1,192,319	0.030480%	59
8	60410	American Fidelity Assur Co	483,675	0.012365%	74
9	60488	American Gen Life Ins Co	9,847,684	0.251744%	29
10	60518	American Health & Life Ins Co	35,760	0.000914%	107
11	60631	American Investors Life Ins Co	46,782,365	1.195936%	12
12	60739	American Natl Ins Co	9,973,887	0.254971%	28
13	86630	American Skandia Life Assur Corp	2,741,336	0.070079%	46
14	60895	American United Life Ins Co	82,774	0.002116%	98
15	61999	Americo Financial Life Annuity Ins	4,249,160	0.108625%	39
16	61301	Ameritas Life Ins Corp	11,807,220	0.301838%	24
17	97977	Ameritas Variable Life Ins Co	444,229	0.011356%	78
18	61689	Amerus Life Ins Co	19,542,773	0.499588%	15
19	93661	Annuity Investors Life Ins Co	830,060	0.021220%	66
20	62898	Aviva Life Ins Co	6,538,335	0.167145%	34
21	62944	AXA Equitable Life Ins Co	591,602	0.015124%	71
22	80985	BCS Life Ins Co	11,101	0.000284%	112
23	61395	Beneficial Life Ins Co	169	0.000004%	132
24	62345	Berkshire Hathaway Life Ins Co NE	100,000	0.002556%	94
25	61492	Business Mens Assur Co Of Amer	14,913	0.000381%	109
26	61751	Central States H & L Co Of Omaha	30	0.000001%	137
27	61832	Chesapeake Life Ins Co	119	0.000003%	135
28	61875	Church Life Ins Corp	175,172	0.004478%	90
29	84786	Colorado Bankers Life Ins Co	248,100	0.006342%	83
30	62308	Connecticut General Life Ins Co	52,939,469	1.353335%	10
31	62413	Continental Assur Co	3,732	0.000095%	119
32	62626	Cuna Mut Ins Society	11,405	0.000292%	111
33	62928	EMC Natl Life Co	77,800	0.001989%	99
34	84174	Employees Life Co Mut	2,729,142	0.069767%	47
35	63177	Farmers New World Life Ins Co	46,099,762	1.178486%	13
36	63223	Federal Life Ins Co	21,358	0.000546%	108
37	63274	Fidelity & Guaranty Life Ins Co	13,431,997	0.343373%	22
38	93696	Fidelity Investments Life Ins Co	6,857,516	0.175304%	33
39	98213	Financial Benefit Life Ins Co	127,109	0.003249%	93
40	63401	First Colony Life Ins Co	7,986,515	0.204166%	32
41	71129	Fort Dearborn Life Ins Co	205,563	0.005255%	86
42	63665	General American Life Ins Co	17,458,161	0.446297%	17
43	70025	Genworth Life Ins Co	3,888,189	0.099397%	42
44	63312	Great American Life Ins Co	4,849,457	0.123971%	38
45	90212	Great Southern Life Ins Co	469,000	0.011989%	75

California Life & Annuity Market Share Report
Premiums Written During Calendar Year 2005
Line of Business: DEPOSIT TYPE CONTRACT FUNDS
Sorted By Company Name (Alphabetical)

Record Count	Company Code	Company Name	Written Premium	Market Share	Rank
46	68322	Great West Life & Annuity Ins Co	1,972,171	0.050416%	56
47	64211	Guarantee Trust Life Ins Co	93,423	0.002388%	95
48	64238	Guaranty Income Life Ins Co	178,655	0.004567%	89
49	71153	Hartford Life & Annuity Ins Co	10,614,695	0.271352%	27
50	88072	Hartford Life Ins Co	458,491,892	11.720805%	3
51	97764	Idealife Ins Co	3,447	0.000088%	120
52	65005	IDS Life Ins Co	2,368,438	0.060546%	55
53	64645	Indianapolis Life Ins Co	2,918,147	0.074599%	45
54	84514	Industrial Alliance Pacific US Branc	17,626,553	0.450602%	16
55	86509	Ing Life Ins & Annuity Co	4,936,189	0.126188%	37
56	80942	ING USA Annuity and Life Ins Co	220,000,000	5.624041%	6
57	63487	Investors Life Ins Co North Amer	50,661	0.001295%	104
58	65056	Jackson Natl Life Ins Co	4,021,156	0.102796%	40
59	64017	Jefferson Natl Life Ins Co	696,162	0.017797%	69
60	65129	Kansas City Life Ins Co	84,514	0.002161%	97
61	90557	Kemper Investors Life Ins Co	4,012,727	0.102581%	41
62	65242	Lafayette Life Ins Co	429,076	0.010969%	79
63	65315	Liberty Life Assur Co Of Boston	85,894	0.002196%	96
64	65323	Liberty Life Ins Co	1,373	0.000035%	124
65	64130	Life Investors Ins Co Of Amer	62,539	0.001599%	101
66	65595	Lincoln Benefit Life Co	12,687,569	0.324343%	23
67	65722	Loyal American Life Ins Co	42,704	0.001092%	106
68	65935	Massachusetts Mut Life Ins Co	154,406	0.003947%	92
69	97055	Mega Life & Health Ins Co The	68,283	0.001746%	100
70	87726	Metlife Ins Co of CT	237,737,318	6.077475%	5
71	81620	Metlife Investors Ins Co of CA	3,090,115	0.078995%	44
72	80950	Metlife Life & Annuity Co of CT	1,181,364	0.030200%	60
73	65978	Metropolitan Life Ins Co	702,453	0.017957%	68
74	66087	Mid West Natl Life Ins Co Of TN	483	0.000012%	129
75	66044	Midland Natl Life Ins Co	5,444,774	0.139189%	35
76	66168	Minnesota Life Ins Co	2,530,914	0.064700%	52
77	66281	Monumental Life Ins Co	8,716	0.000223%	113
78	66427	MTL Ins Co	54,023	0.001381%	103
79	88668	Mutual Of Amer Life Ins Co	6,807	0.000174%	116
80	66540	National Farmers Union Life Ins Co	152	0.000004%	134
81	66850	National Western Life Ins Co	1,085,001	0.027737%	63
82	68225	Nationwide Life Ins Co of Amer	2,617,220	0.066906%	50
83	91626	New England Life Ins Co	1,901	0.000049%	121
84	78743	New Era Life Ins Co	567	0.000014%	128
85	69698	New Era Life Ins Co Of Midwest	14,595	0.000373%	110
86	91596	New York Life Ins & Annuity Corp	174,750	0.004467%	91
87	66915	New York Life Ins Co	48,382,199	1.236834%	11
88	66974	North American Co Life & Hlth Ins	680,948	0.017408%	70
89	67091	Northwestern Mut Life Ins Co	3,431,384	0.087719%	43
90	67172	Ohio Natl Life Ins Co	1,175,356	0.030047%	61

California Life & Annuity Market Share Report
Premiums Written During Calendar Year 2005
Line of Business: DEPOSIT TYPE CONTRACT FUNDS
Sorted By Company Name (Alphabetical)

Record Count	Company Code	Company Name	Written Premium	Market Share	Rank
91	67180	Ohio State Life Ins Co	5,800	0.000148%	117
92	64343	Pacific Guardian Life Ins Co Ltd	587,916	0.015029%	72
93	97268	Pacific Life & Annuity Co	790,620	0.020211%	67
94	67466	Pacific Life Ins Co	63,634,204	1.626734%	9
95	67598	Paul Revere Life Ins Co	8,063	0.000206%	114
96	67601	Paul Revere Variable Annuity Ins Co	16,915,144	0.432416%	19
97	67644	Penn Mut Life Ins Co	2,418,224	0.061819%	54
98	66605	Peoples Benefit Life Ins Co	7,550	0.000193%	115
99	67814	Phoenix Life Ins Co	16,412,791	0.419574%	20
100	72125	Physicians Life Ins Co	2,653,770	0.067841%	49
101	68039	Presidential Life Ins Co	901,011	0.023033%	64
102	61271	Principal Life Ins Co	1,233,413,795	31.530772%	1
103	68136	Protective Life Ins Co	5,023,996	0.128433%	36
104	79227	Pruco Life Ins Co	837,187	0.021402%	65
105	68241	Prudential Ins Co Of Amer	11,357,631	0.290344%	26
106	93629	Prudential Retirement Ins & Anuty Co	149,116,122	3.811978%	7
107	67105	Reliastar Life Ins Co	1,849,893	0.047290%	57
108	61700	Renaissance L & H Ins Co of Amer	50	0.000001%	136
109	68764	Security Financial Life Ins Co	467,222	0.011944%	76
110	68772	Security Mut Life Ins Co Of NY	1,432	0.000037%	123
111	69485	Security Natl Life Ins Co	1,049	0.000027%	126
112	68802	Sentinel Security Life Ins Co	603	0.000015%	127
113	68810	Sentry Life Ins Co	1,884	0.000048%	122
114	69019	Standard Ins Co	501,811	0.012828%	73
115	69051	Standard Life Ins Co Of IN	28,967,356	0.740516%	14
116	69108	State Farm Life Ins Co	1,105,179	0.028253%	62
117	69272	Sunset Life Ins Co Of Amer	355	0.000009%	130
118	68608	Symetra Life Ins Co	17,383,693	0.444394%	18
119	69345	Teachers Ins & Ann Assoc Of Amer	8,767,160	0.224122%	30
120	60142	TIAA Cref Life Ins Co	64,189,556	1.640930%	8
121	69477	Time Ins Co	323,875	0.008279%	82
122	70688	Transamerica Financial Life Ins Co	56,272	0.001439%	102
123	86231	Transamerica Life Ins Co	527,548,463	13.486155%	2
124	67121	Transamerica Occidental Life Ins Co	387,892,908	9.916026%	4
125	80837	Union Central Life Ins Co	226,917	0.005801%	84
126	70408	Union Security Ins Co	8,761,300	0.223972%	31
127	91693	United Family Life Ins Co	204	0.000005%	131
128	87645	United Fidelity Life Ins Co	4,601	0.000118%	118
129	63983	United Heritage Life Ins Co	178,917	0.004574%	88
130	94099	United Investors Life Ins Co	1,560,766	0.039899%	58
131	69868	United Of Omaha Life Ins Co	13,943,170	0.356441%	21
132	62235	Unum Life Ins Co Of Amer	226,431	0.005788%	85
133	69663	USAA Life Ins Co	444,800	0.011371%	77
134	70319	Washington Natl Ins Co	1,312	0.000034%	125
135	70335	West Coast Life Ins Co	193,049	0.004935%	87

California Life & Annuity Market Share Report
Premiums Written During Calendar Year 2005
Line of Business: DEPOSIT TYPE CONTRACT FUNDS
Sorted By Company Name (Alphabetical)

Record Count	Company Code	Company Name	Written Premium	Market Share	Rank
136	91413	Western Reserve Life Assur Co of OH	166	0.000004%	133
137	92622	Western Southern Life Assur Co	50,000	0.001278%	105
Totals:			3,911,778,026	100.000000%	

California Life & Annuity Market Share Report
Premiums Written During Calendar Year 2005
Line of Business: OTHER CONSIDERATIONS
Sorted By Company Name (Alphabetical)

Record Count	Company Code	Company Name	Written Premium	Market Share	Rank
1	69868	United Of Omaha Life Ins Co	518,911	0.005892%	28
2	67121	Transamerica Occidental Life Ins Co	35,941,254	0.408101%	14
3	86231	Transamerica Life Ins Co	321,182,691	3.646921%	9
4	70688	Transamerica Financial Life Ins Co	7,834,347	0.088956%	23
5	69019	Standard Ins Co	137,388,487	1.560000%	10
6	93246	Sage Life Assur Of Amer Inc	34,454	0.000391%	34
7	68241	Prudential Ins Co Of Amer	1,105,096,715	12.547999%	2
8	61271	Principal Life Ins Co	1,198,448	0.013608%	26
9	67644	Penn Mut Life Ins Co	16,131,616	0.183169%	20
10	93262	Penn Ins & Annuity Co	245,256	0.002785%	30
11	67466	Pacific Life Ins Co	642,779,963	7.298549%	7
12	97268	Pacific Life & Annuity Co	100,000	0.001135%	32
13	67172	Ohio Natl Life Ins Co	7,882,631	0.089505%	22
14	67091	Northwestern Mut Life Ins Co	556,288	0.006316%	27
15	66915	New York Life Ins Co	33,948,727	0.385476%	15
16	91626	New England Life Ins Co	23,465,070	0.266438%	18
17	66869	Nationwide Life Ins Co	727,595,079	8.261596%	5
18	92657	Nationwide Life And Annuity Ins Co	15,906,441	0.180612%	21
19	66850	National Western Life Ins Co	30,727	0.000349%	35
20	66419	Mutual Service Life Ins Co	125,667	0.001427%	31
21	88668	Mutual Of Amer Life Ins Co	90,007,377	1.022003%	12
22	66281	Monumental Life Ins Co	26,619,653	0.302257%	16
23	66168	Minnesota Life Ins Co	130,465,229	1.481388%	11
24	65978	Metropolitan Life Ins Co	801,994,972	9.106381%	4
25	65935	Massachusetts Mut Life Ins Co	440,015,902	4.996231%	8
26	65129	Kansas City Life Ins Co	1,945,073	0.022086%	24
27	90204	John Hancock Variable Life Ins Co	1,513,954	0.017190%	25
28	65838	John Hancock Life Ins Co (USA)	2,455,851,413	27.885361%	1
29	65099	John Hancock Life Ins Co	84,895,538	0.963960%	13
30	86509	Ing Life Ins & Annuity Co	26,229,700	0.297829%	17
31	88072	Hartford Life Ins Co	705,454,424	8.010196%	6
32	71153	Hartford Life & Annuity Ins Co	944,300,005	10.722207%	3
33	70815	Hartford Life & Accident Ins Co	1,400	0.000016%	36
34	78778	Guardian Ins & Annuity Co Inc	428,814	0.004869%	29
35	62944	AXA Equitable Life Ins Co	19,224,354	0.218286%	19
36	81213	American Maturity Life Ins Co	45,298	0.000514%	33
	Totals:		8,806,955,878	100.000000%	