

CALIFORNIA LIFE & ANNUITY INSURANCE INDUSTRY



2022

MARKET SHARE REPORT

**RATE SPECIALIST BUREAU
CALIFORNIA DEPARTMENT OF INSURANCE
JUNE 2023**

California Life and Annuity Market Share Report for Calendar Year 2022

Preface

We are releasing the "California Life and Annuity Market Share Report for Calendar Year 2022", in addition to our regular Property & Casualty Market Share Report. This report is based on data from the NAIC's Life and Accident and Health Annual Statement database, and in part, the Health Insurance Statement database.

While we were preparing the 2009 results, we noticed that the Total California Life & Annuity Premiums substantially decreased from \$68 billion to \$59 billion. The reduction was primarily due to Anthem Blue Cross Life and Health Insurance Company's data reporting. In 2009, the company started reporting its data using NAIC's Health Insurance Statement (Orange) form, which primarily focused on health insurance business. In the years before 2009, the company had been reporting data using the Life and Accident and Health Statement (Blue), which focused on life insurance business.

In the first quarter of 2009, Anthem Blue Cross Life and Health Insurance Company passed the health test set forth in the general interrogatories for several consecutive years. Moreover, since it is only licensed to transact business within the state of California, the Company determined with the California Department of Insurance that the Health Insurance Statement was the most appropriate statement to file.

For consistency in comparing historical market share data, we made the adjustment to include Anthem Blue Cross' data in the 2009 through 2022 reports.

The report consists of a historical summary page which compares California Life Insurance Business to Countrywide, along with the following exhibits:

Historical Summary Data from 1991 thru 2022, with 3 graphs:

Exhibit (1A): All 5 lines of business as displayed in the Life and Accident & Health Annual Statement:

- * Life Insurance.
- * Annuity Considerations.
- * Accident and Health.
- * Deposit Type Contract Funds.
- * Other Considerations.

Exhibits (1B), (1C), (1D), (1E) and (1F): Shows each of the above, alone.

Premium Distribution of the above 5 lines of business, for Calendar Year 2022, in Pie Chart form:

Exhibit (2A): California data.

Exhibit (2B): Countrywide data.

Listing of Insurance Group data, for all 5 lines of business:

Exhibit (3A): Sorted by Group Market Share.

Exhibit (3B): Sorted by Group Name (Alphabetical)

Listing of data for individual companies, sorted by Market Share:

Exhibit (4A): 5 lines of business.

Exhibits (4B), (4C), (4D), (4E) and (4F): Each line of business, alone.

Listing of data for individual companies, sorted by Company Name:

Exhibit (5A): All 5 lines of business as displayed above.

Exhibits (5B), (5C), (5D), (5E) and (5F): Each line of business, alone.

We hope that this report will be useful to you. If you have any questions or comments, please feel free to contact us.

Roy Chan, Chief, Rate Specialist Bureau
June 2023

1991 - 2022 Comparison of California Life Insurance Business to Countrywide

All numbers are in millions ('000,000), except the Company Counts.

Active Companies Only

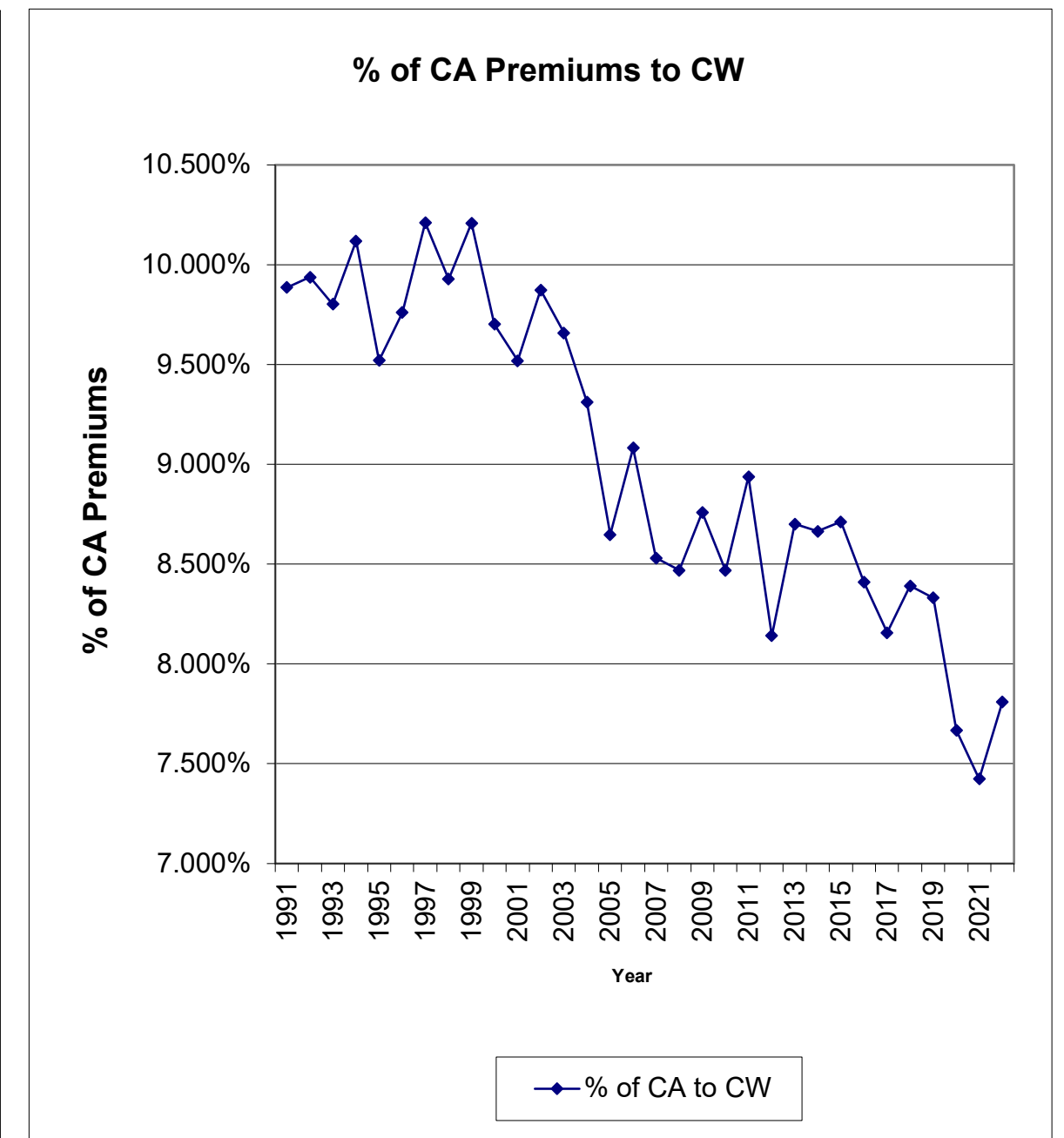
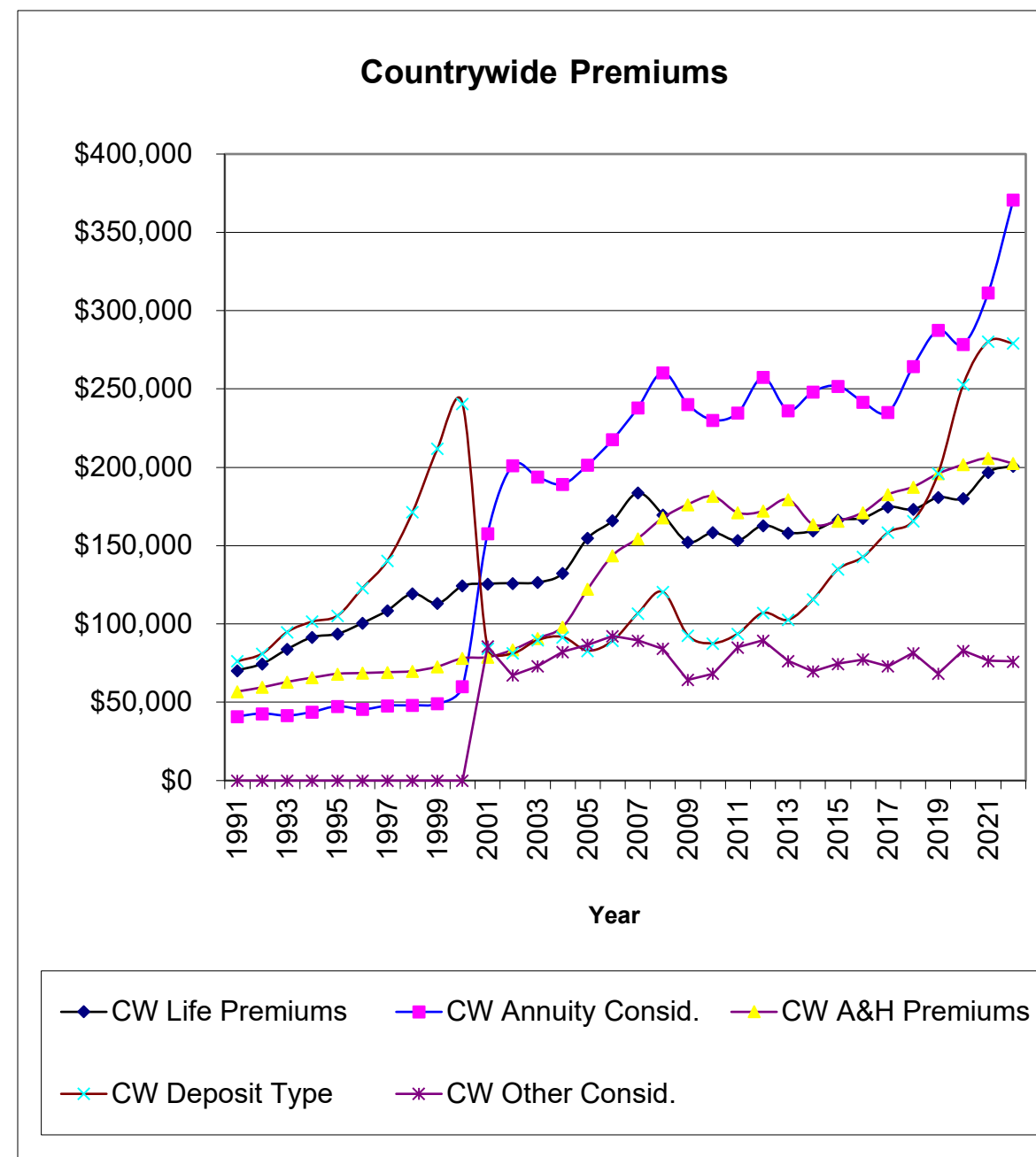
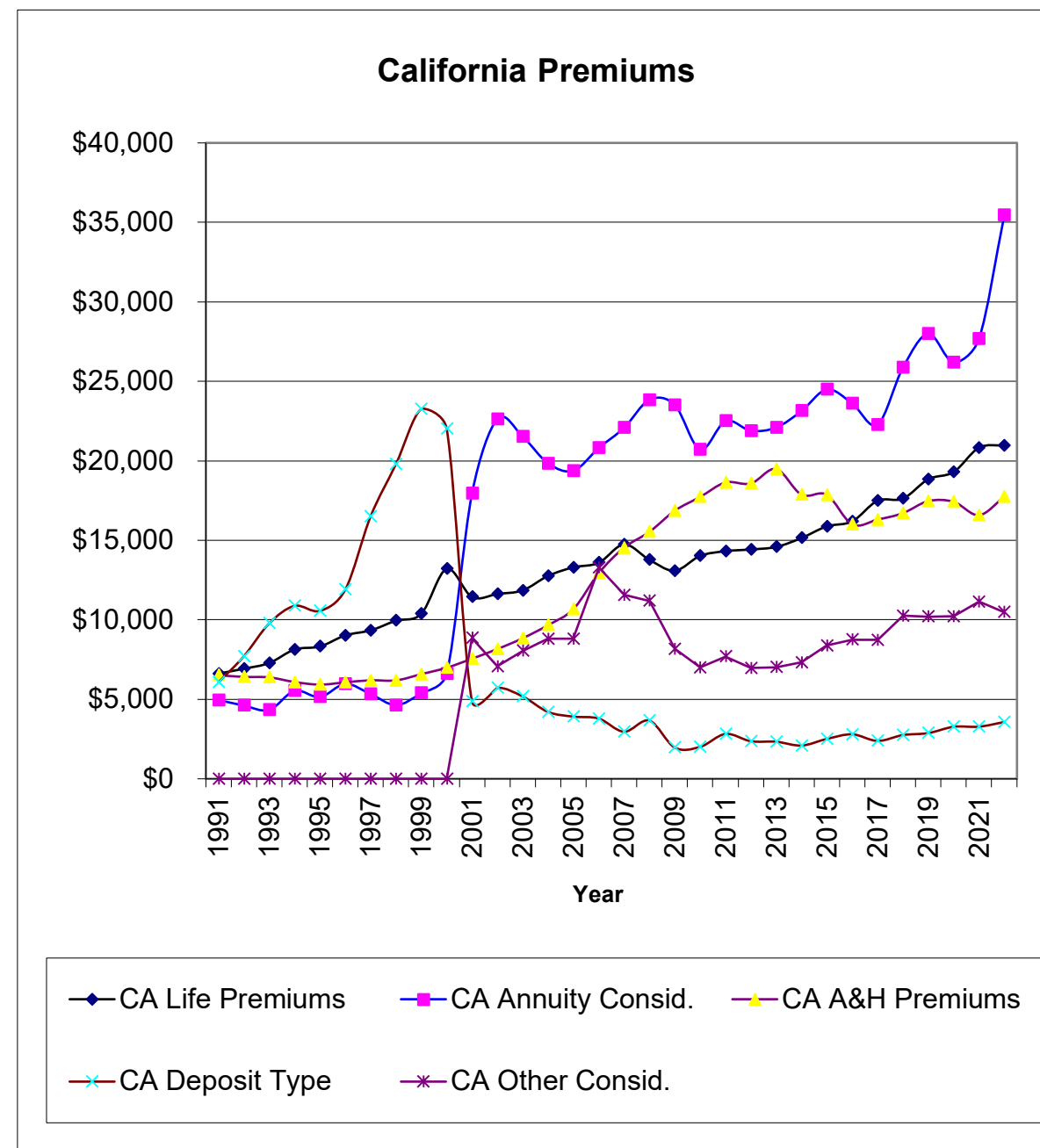
(1)	(2)	(3)	(4)	(5)	(6)	(7)	(8)	(9)	(10)	(11)	(12)	(13)	(14)	(15)
Calendar Year	Co. Count	California Life Insurance Premiums	California Annuity Consid.	California A&H Premiums	California Deposit Type Contract	California Other Consid.	Total California Premiums Sum(3)...(7)	CWC Life Insurance Premiums	CW Annuity Consid.	CW A&H Premiums	CW Deposit Type Contract	CW Other Consid.	Total CW Premiums Sum(9)...(13)	% of CA Prem. To Countrywide '(8)/(14)
1991	603	\$6,619	\$4,958	\$6,516	\$6,076	\$0	\$24,169	\$70,383	\$41,012	\$56,878	\$76,195	\$0	\$244,468	9.886%
1992	596	\$6,927	\$4,609	\$6,411	\$7,710	\$0	\$25,657	\$74,657	\$42,880	\$59,546	\$81,092	\$0	\$258,175	9.938%
1993	587	\$7,283	\$4,334	\$6,380	\$9,782	\$0	\$27,779	\$83,940	\$41,501	\$63,040	\$94,929	\$0	\$283,410	9.802%
1994	587	\$8,135	\$5,535	\$6,088	\$10,877	\$0	\$30,635	\$91,597	\$43,883	\$65,726	\$101,528	\$0	\$302,734	10.119%
1995	595	\$8,323	\$5,143	\$5,924	\$10,563	\$0	\$29,953	\$93,671	\$47,517	\$68,178	\$105,266	\$0	\$314,632	9.520%
1996	597	\$9,024	\$5,966	\$6,069	\$11,898	\$0	\$32,957	\$100,595	\$45,521	\$68,681	\$122,874	\$0	\$337,671	9.760%
1997	589	\$9,337	\$5,337	\$6,196	\$16,511	\$0	\$37,381	\$108,635	\$47,852	\$69,208	\$140,398	\$0	\$366,093	10.211%
1998	578	\$9,947	\$4,636	\$6,191	\$19,799	\$0	\$40,573	\$119,407	\$48,104	\$69,850	\$171,307	\$0	\$408,668	9.928%
1999	557	\$10,386	\$5,396	\$6,584	\$23,261	\$0	\$45,627	\$113,116	\$49,086	\$72,790	\$211,976	\$0	\$446,968	10.208%
2000	479	\$13,207	\$6,617	\$6,987	\$22,014	\$0	\$48,825	\$124,298	\$60,252	\$78,123	\$240,609	\$0	\$503,282	9.701%
2001	458	\$11,436	\$17,952	\$7,556	\$4,861	\$8,853	\$50,658	\$125,719	\$157,676	\$78,757	\$84,393	\$85,674	\$532,219	9.518%
2002	437	\$11,629	\$22,630	\$8,163	\$5,714	\$7,067	\$55,203	\$126,047	\$201,101	\$83,530	\$81,258	\$67,174	\$559,110	9.873%
2003	430	\$11,854	\$21,526	\$8,842	\$5,178	\$8,044	\$55,444	\$126,532	\$193,810	\$90,908	\$89,727	\$73,039	\$574,016	9.659%
2004	410	\$12,765	\$19,846	\$9,667	\$4,206	\$8,812	\$55,296	\$132,320	\$189,252	\$98,204	\$91,716	\$82,290	\$593,782	9.313%
2005	408	\$13,303	\$19,378	\$10,678	\$3,912	\$8,807	\$56,078	\$154,813	\$201,569	\$122,283	\$83,003	\$86,819	\$648,487	8.648%
2006	401	\$13,589	\$20,812	\$12,939	\$3,791	\$13,286	\$64,417	\$166,000	\$217,821	\$143,812	\$89,345	\$92,331	\$709,309	9.082%
2007	382	\$14,744	\$22,078	\$14,540	\$2,963	\$11,563	\$65,888	\$183,635	\$237,905	\$154,557	\$106,723	\$89,544	\$772,364	8.531%
2008	375	\$13,774	\$23,839	\$15,536	\$3,657	\$11,187	\$67,993	\$169,785	\$260,563	\$167,743	\$120,506	\$84,172	\$802,769	8.470%
2009	362	\$13,091	\$23,510	\$16,865	\$1,962	\$8,170	\$63,598	\$152,358	\$240,186	\$176,308	\$92,786	\$64,389	\$726,027	8.760%
2010	363	\$14,024	\$20,709	\$17,732	\$2,009	\$7,011	\$61,485	\$158,365	\$230,230	\$181,497	\$87,745	\$68,288	\$726,125	8.468%
2011	364	\$14,318	\$22,502	\$18,639	\$2,822	\$7,691	\$65,972	\$153,320	\$234,822	\$170,985	\$93,838	\$85,132	\$738,097	8.938%
2012	350	\$14,428	\$21,897	\$18,576	\$2,364	\$6,973	\$64,238	\$162,969	\$257,429	\$172,026	\$107,114	\$89,536	\$789,074	8.141%
2013	354	\$14,585	\$22,098	\$19,489	\$2,334	\$7,023	\$65,529	\$158,208	\$236,396	\$179,500	\$102,654	\$76,383	\$753,141	8.701%
2014	348	\$15,150	\$23,136	\$17,867	\$2,093	\$7,324	\$65,570	\$159,428	\$248,306	\$163,572	\$115,631	\$69,772	\$756,709	8.665%
2015	342	\$15,882	\$24,492	\$17,865	\$2,510	\$8,374	\$69,123	\$166,262	\$251,876	\$165,792	\$134,907	\$74,640	\$793,477	8.711%
2016	338	\$16,196	\$23,608	\$16,004	\$2,800	\$8,744	\$67,352	\$167,652	\$241,687	\$171,262	\$142,819	\$77,429	\$800,849	8.410%
2017	341	\$17,492	\$22,281	\$16,306	\$2,384	\$8,738	\$67,201	\$174,726	\$235,088	\$182,585	\$158,441	\$73,061	\$823,901	8.156%
2018	333	\$17,625	\$25,867	\$16,710	\$2,753	\$10,248	\$73,203	\$173,135	\$264,518	\$187,520	\$165,742	\$81,465	\$872,380	8.391%
2019	335	\$18,845	\$27,991	\$17,468	\$2,875	\$10,198	\$77,377	\$180,874	\$287,508	\$195,991	\$196,133	\$68,273	\$928,779	8.331%
2020	328	\$19,299	\$26,185	\$17,425	\$3,273	\$10,223	\$76,405	\$180,301	\$278,544	\$201,715	\$252,816	\$82,980	\$996,355	7.668%
2021	328	\$20,827	\$27,677	\$16,583	\$3,279	\$11,147	\$79,512	\$196,975	\$311,478	\$205,888	\$280,239	\$76,491	\$1,071,070	7.424%
2022	324	\$20,977	\$35,452	\$17,743	\$3,570	\$10,480	\$88,223	\$200,934	\$370,734	\$202,437	\$279,273	\$76,104	\$1,129,482	7.811%
Totals:		\$425,021	\$567,996	\$396,539	\$209,802	\$199,963	\$1,799,321	\$4,550,656	\$5,816,107	\$4,168,891	\$4,302,984	\$1,724,986	\$20,563,623	8.750%

Data from Schedule T

1991 - 2022 Comparison of California Life Insurance Business to Countrywide

All numbers are in millions ('000,000), except the Company Counts.

Active Companies Only

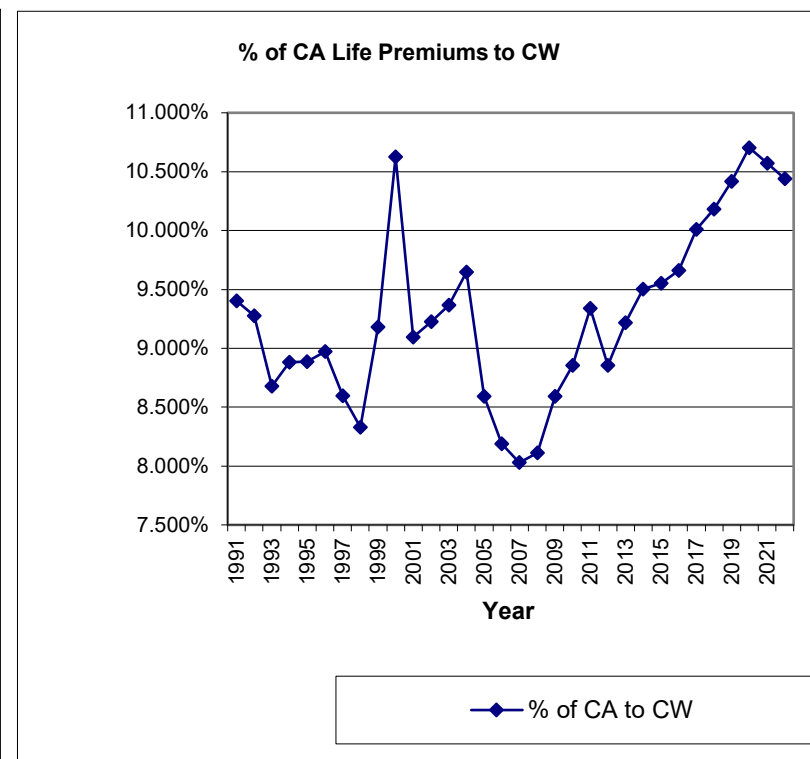
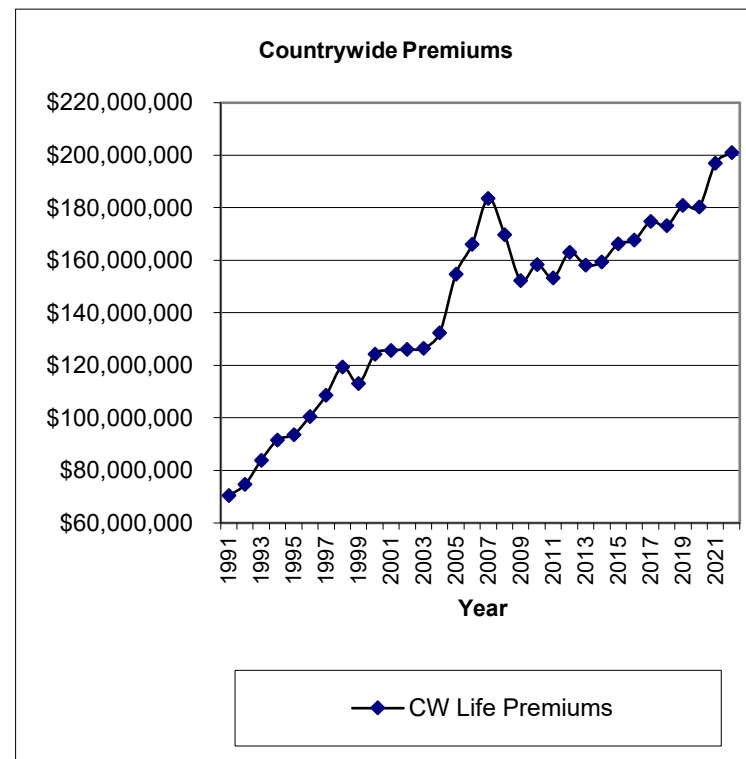
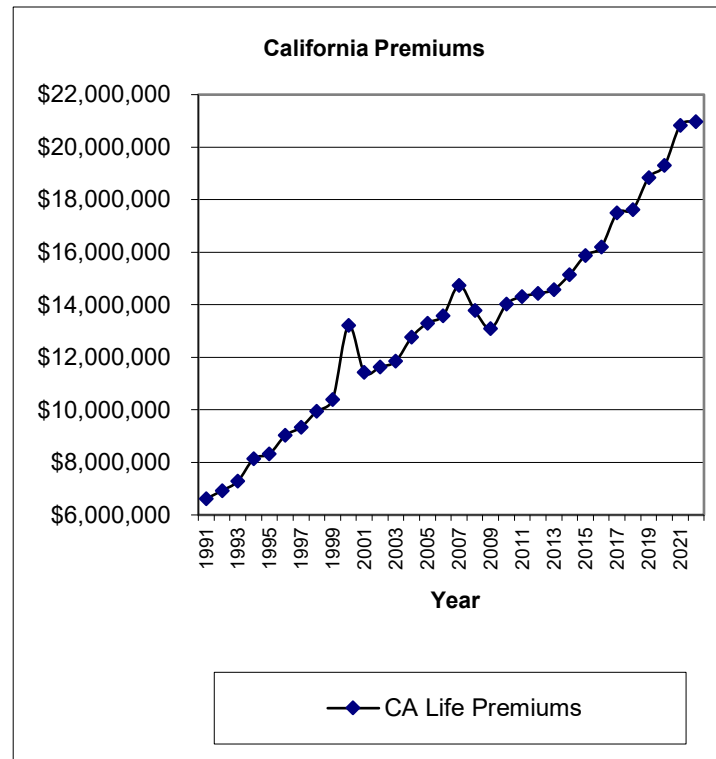


Data from Schedule T

1991 - 2022 Comparison of California Life Insurance Premium to Countrywide
Line of Business: Life Insurance
Active Companies Only

All numbers are in thousands ('000), except the Company Count.

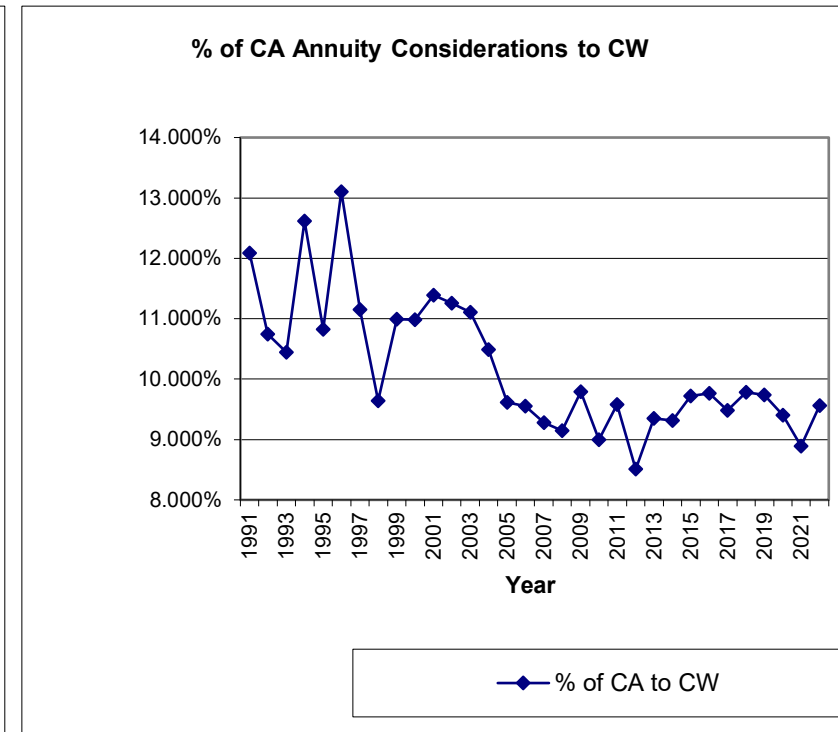
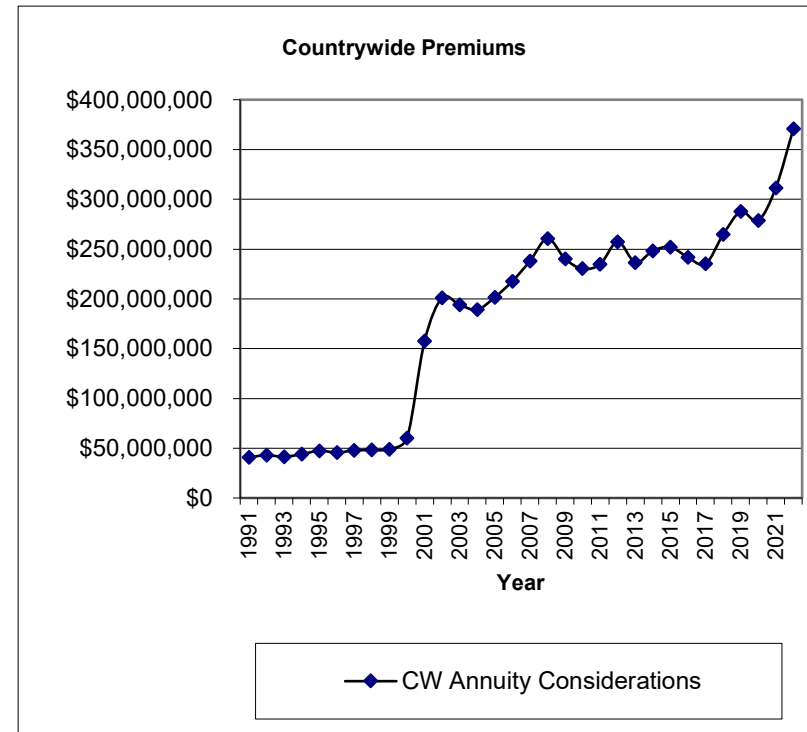
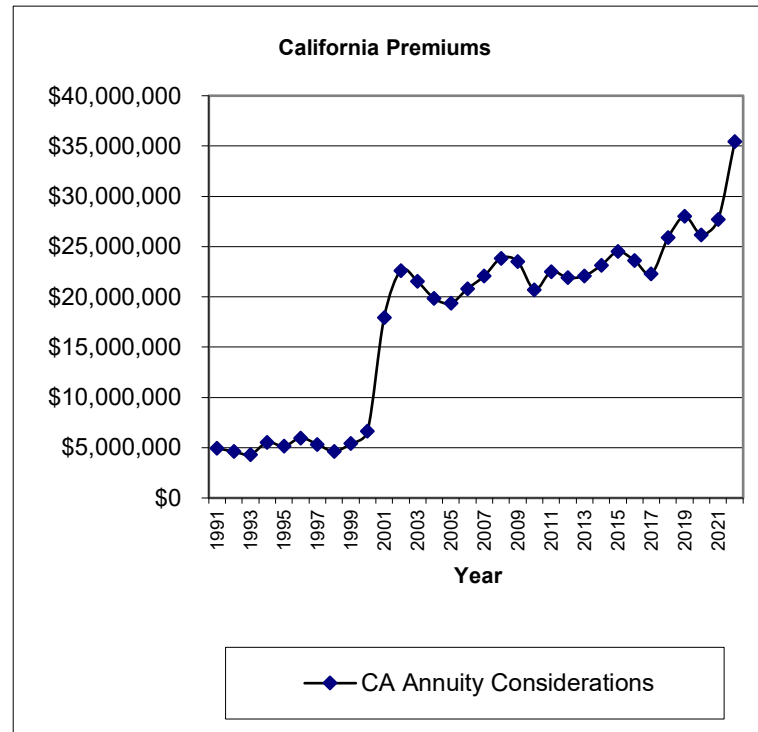
(1) Calendar Year	(2) Company Count	(3) California Life Insurance Premiums, Only	(4) Total California Life, Annuity, A&H, Deposit and Other	(5) Percentage of Life Insurance To All Premiums ' (3) / (4)	(6) Countrywide Life Insurance Premiums, Only	(7) Total Countrywide Life, Annuity, A&H, Deposit and Other	(8) Percentage of Life Insurance To All Premiums ' (6) / (7)	(9) % of CA Life Premiums To Countrywide ' (3) / (6)
1991	n/a	\$6,619,223	\$24,168,801	27.387%	\$70,382,551	\$244,467,621	28.790%	9.405%
1992	n/a	\$6,926,751	\$25,655,760	26.999%	\$74,657,242	\$258,175,773	28.917%	9.278%
1993	n/a	\$7,283,207	\$27,779,568	26.218%	\$83,939,706	\$283,410,074	29.618%	8.677%
1994	n/a	\$8,135,354	\$30,634,921	26.556%	\$91,597,417	\$302,734,231	30.257%	8.882%
1995	n/a	\$8,322,925	\$29,953,248	27.786%	\$93,670,905	\$314,631,397	29.772%	8.885%
1996	n/a	\$9,023,777	\$32,956,278	27.381%	\$100,594,587	\$337,669,981	29.791%	8.970%
1997	n/a	\$9,337,245	\$37,380,563	24.979%	\$108,634,624	\$366,092,994	29.674%	8.595%
1998	n/a	\$9,946,636	\$40,572,419	24.516%	\$119,407,013	\$408,667,853	29.219%	8.330%
1999	n/a	\$10,385,858	\$45,626,162	22.763%	\$113,116,285	\$446,967,910	25.307%	9.182%
2000	434	\$13,206,515	\$48,825,172	27.049%	\$124,297,814	\$503,282,189	24.697%	10.625%
2001	422	\$11,435,746	\$50,658,217	22.574%	\$125,719,235	\$532,219,216	23.622%	9.096%
2002	406	\$11,628,929	\$55,203,426	21.066%	\$126,047,426	\$559,111,230	22.544%	9.226%
2003	394	\$11,853,886	\$55,443,042	21.380%	\$126,531,945	\$574,016,943	22.043%	9.368%
2004	384	\$12,766,591	\$55,296,765	23.087%	\$132,319,628	\$593,781,994	22.284%	9.648%
2005	381	\$13,304,584	\$56,077,766	23.725%	\$154,812,615	\$648,486,716	23.873%	8.594%
2006	377	\$13,589,913	\$64,416,886	21.097%	\$165,999,593	\$709,308,675	23.403%	8.187%
2007	357	\$14,743,664	\$65,887,288	22.377%	\$183,634,524	\$772,364,076	23.776%	8.029%
2008	353	\$13,774,328	\$67,994,244	20.258%	\$169,785,214	\$802,769,706	21.150%	8.113%
2009	337	\$13,090,926	\$63,596,960	20.584%	\$152,357,764	\$726,027,748	20.985%	8.592%
2010	341	\$14,023,703	\$61,483,904	22.809%	\$158,365,196	\$726,126,297	21.810%	8.855%
2011	340	\$14,317,724	\$65,972,240	21.703%	\$153,319,685	\$738,096,923	20.772%	9.338%
2012	324	\$14,428,548	\$64,239,063	22.461%	\$162,969,085	\$789,073,598	20.653%	8.854%
2013	328	\$14,585,306	\$65,528,366	22.258%	\$158,208,416	\$753,141,548	21.006%	9.219%
2014	320	\$15,149,988	\$65,569,292	23.105%	\$159,427,511	\$756,708,546	21.069%	9.503%
2015	317	\$15,882,279	\$69,122,878	22.977%	\$166,262,492	\$793,477,884	20.954%	9.553%
2016	315	\$16,196,461	\$67,352,238	24.047%	\$167,651,744	\$800,848,650	20.934%	9.661%
2017	318	\$17,492,337	\$67,201,989	26.029%	\$174,726,470	\$823,901,347	21.207%	10.011%
2018	310	\$17,625,145	\$73,203,319	24.077%	\$173,134,590	\$872,379,495	19.846%	10.180%
2019	313	\$18,844,929	\$77,377,668	24.354%	\$180,874,460	\$928,779,952	19.474%	10.419%
2020	307	\$19,299,198	\$76,405,088	25.259%	\$180,301,210	\$996,355,655	18.096%	10.704%
2021	307	\$20,826,510	\$79,512,038	26.193%	\$196,974,666	\$1,071,070,385	18.390%	10.573%
2022	305	\$20,977,367	\$88,222,560	23.778%	\$200,933,610	\$1,129,481,661	17.790%	10.440%
Totals:		\$425,025,553	\$1,799,318,129	23.621%	\$4,550,655,223	\$20,563,628,267	22.130%	9.340%



**1991 - 2022 Comparison of California Life Insurance Premium to Countrywide
Line of Business: Annuity Considerations
Active Companies Only**

All numbers are in thousands ('000), except the Company Count.

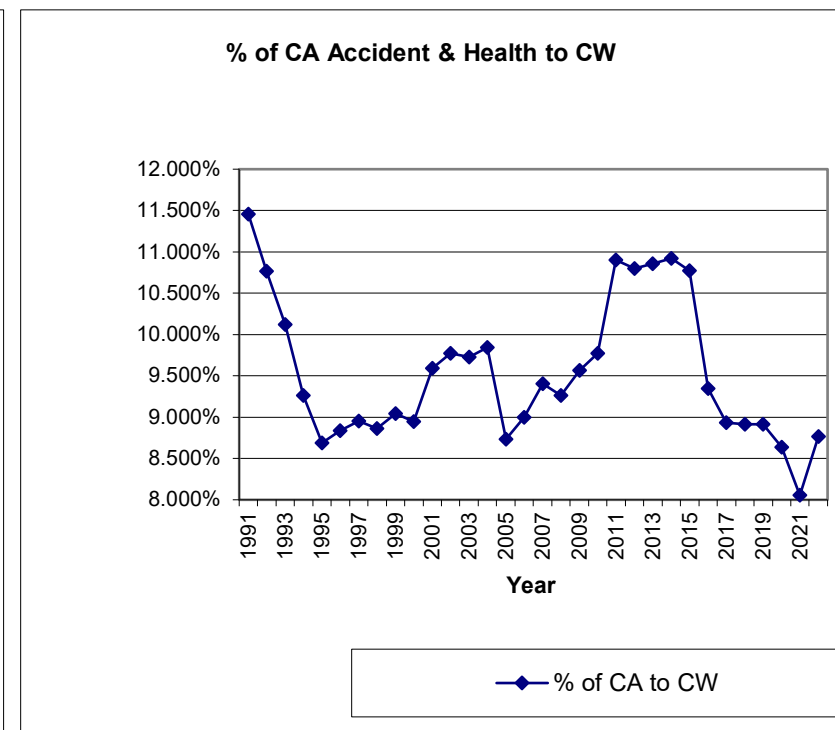
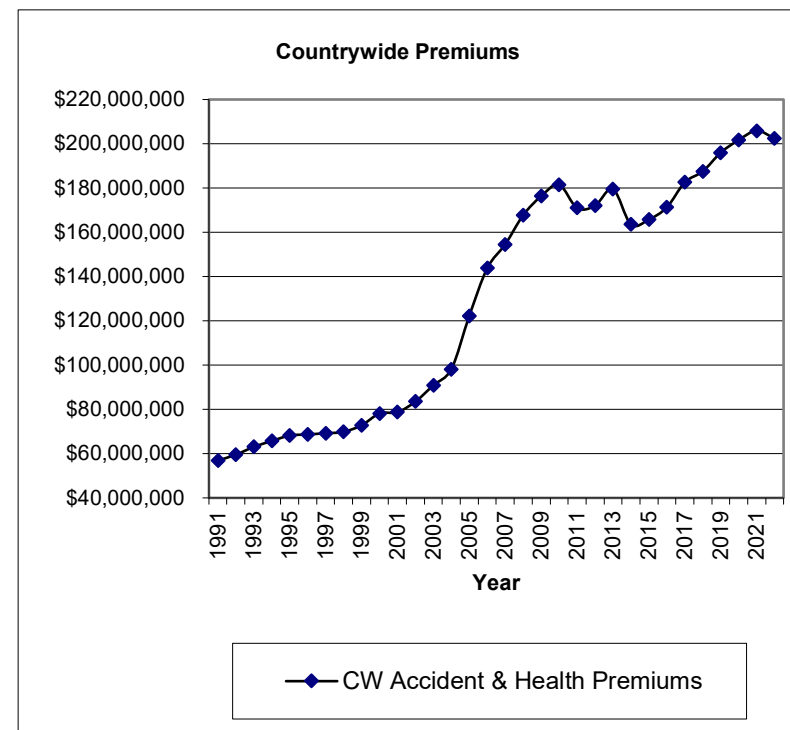
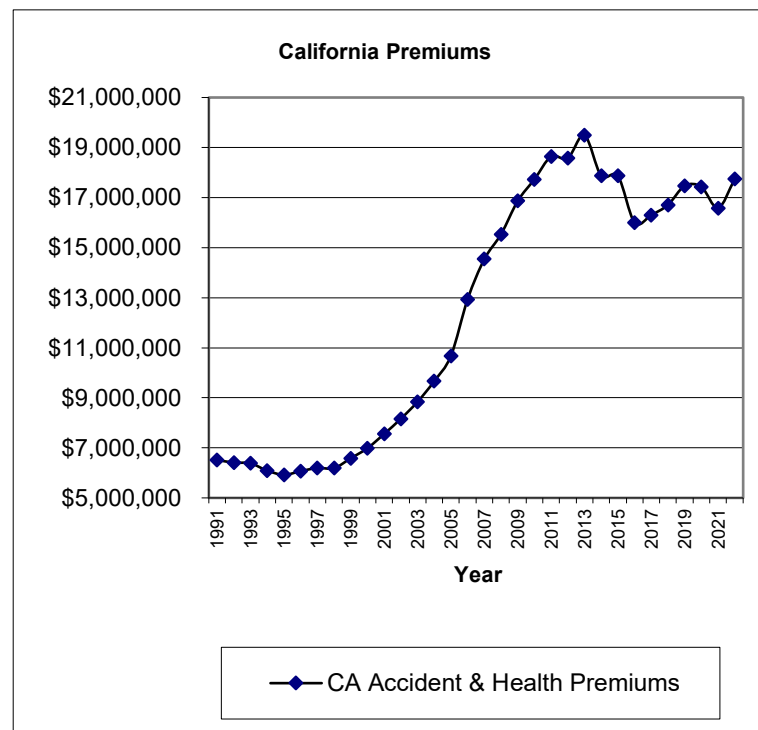
(1) Calendar Year	(2) Company Count	(3) California Annuity Considerations Premiums, Only	(4) Total California Premiums: Life, Annuity, A&H, Deposit and Other	(5) Percentage of Annuity Consid. To All Premiums '(3) / (4)	(6) Countrywide Annuity Considerations Premiums, Only	(7) Total Countrywide Premiums: Life, Annuity, A&H, Deposit and Other	(8) Percentage of Annuity Consid. To All Premiums '(6) / (7)	(9) % of CA Ann. Consid. To Countrywide '(3) / (6)
1991	n/a	\$4,957,723	\$24,168,801	20.513%	\$41,012,326	\$244,467,621	16.776%	12.088%
1992	n/a	\$4,608,859	\$25,655,760	17.964%	\$42,880,177	\$258,175,773	16.609%	10.748%
1993	n/a	\$4,333,663	\$27,779,568	15.600%	\$41,501,477	\$283,410,074	14.644%	10.442%
1994	n/a	\$5,535,159	\$30,634,921	18.068%	\$43,882,669	\$302,734,231	14.495%	12.614%
1995	n/a	\$5,142,969	\$29,953,248	17.170%	\$47,516,874	\$314,631,397	15.102%	10.823%
1996	n/a	\$5,965,864	\$32,956,278	18.102%	\$45,520,605	\$337,669,981	13.481%	13.106%
1997	n/a	\$5,336,783	\$37,380,563	14.277%	\$47,852,391	\$366,092,994	13.071%	11.153%
1998	n/a	\$4,635,838	\$40,572,419	11.426%	\$48,103,667	\$408,667,853	11.771%	9.637%
1999	n/a	\$5,395,608	\$45,626,162	11.826%	\$49,085,622	\$446,967,910	10.982%	10.992%
2000	288	\$6,617,214	\$48,825,172	13.553%	\$60,251,974	\$503,282,189	11.972%	10.983%
2001	305	\$17,951,906	\$50,658,217	35.437%	\$157,675,508	\$532,219,216	29.626%	11.385%
2002	296	\$22,630,021	\$55,203,426	40.994%	\$201,101,331	\$559,111,230	35.968%	11.253%
2003	291	\$21,525,595	\$55,443,042	38.825%	\$193,810,008	\$574,016,943	33.764%	11.107%
2004	279	\$19,845,896	\$55,296,765	35.890%	\$189,252,278	\$593,781,994	31.872%	10.486%
2005	275	\$19,377,847	\$56,077,766	34.555%	\$201,568,860	\$648,486,716	31.083%	9.614%
2006	267	\$20,812,196	\$64,416,886	32.309%	\$217,821,118	\$709,308,675	30.709%	9.555%
2007	254	\$22,077,944	\$65,887,288	33.509%	\$237,905,308	\$772,364,076	30.802%	9.280%
2008	245	\$23,839,292	\$67,994,244	35.061%	\$260,562,969	\$802,769,706	32.458%	9.149%
2009	238	\$23,509,505	\$63,596,960	36.966%	\$240,186,467	\$726,027,748	33.082%	9.788%
2010	235	\$20,708,515	\$61,483,904	33.681%	\$230,230,378	\$726,126,297	31.707%	8.995%
2011	233	\$22,502,016	\$65,972,240	34.108%	\$234,822,010	\$738,096,923	31.815%	9.583%
2012	219	\$21,897,295	\$64,239,063	34.087%	\$257,429,382	\$789,073,598	32.624%	8.506%
2013	227	\$22,097,634	\$65,528,366	33.722%	\$236,396,095	\$753,141,548	31.388%	9.348%
2014	216	\$23,135,820	\$65,569,292	35.285%	\$248,306,431	\$756,708,546	32.814%	9.317%
2015	216	\$24,492,509	\$69,122,878	35.433%	\$251,875,995	\$793,477,884	31.743%	9.724%
2016	210	\$23,608,210	\$67,352,238	35.052%	\$241,687,134	\$800,848,650	30.179%	9.768%
2017	217	\$22,281,213	\$67,201,989	33.156%	\$235,087,602	\$823,901,347	28.533%	9.478%
2018	209	\$25,867,597	\$73,203,319	35.337%	\$264,517,735	\$872,379,495	30.321%	9.779%
2019	207	\$27,990,967	\$77,377,668	36.174%	\$287,508,045	\$928,779,952	30.955%	9.736%
2020	205	\$26,184,615	\$76,405,088	34.271%	\$278,543,715	\$996,355,655	27.956%	9.401%
2021	200	\$27,676,888	\$79,512,038	34.808%	\$311,477,871	\$1,071,070,385	29.081%	8.886%
2022	197	\$35,451,591	\$88,222,560	40.184%	\$370,734,082	\$1,129,481,661	32.823%	9.563%
Totals:		\$567,994,752	\$1,799,318,129	31.567%	\$5,816,108,104	\$20,563,628,267	28.283%	9.766%



**1991 - 2022 Comparison of California Life Insurance Premium to Countrywide
Line of Business: Accident and Health Premiums
Active Companies Only**

All numbers are in thousands ('000), except the Company Count.

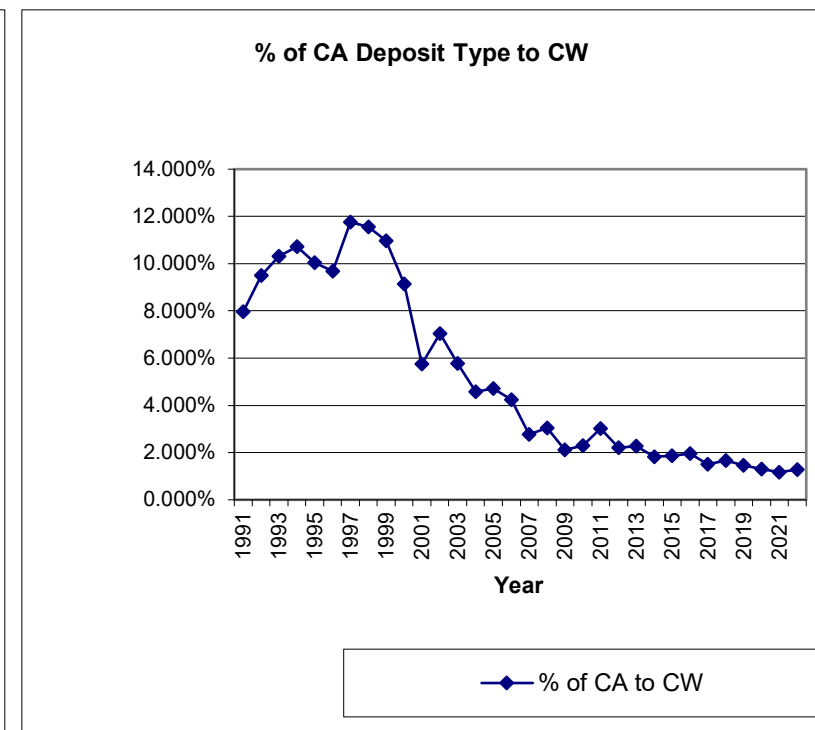
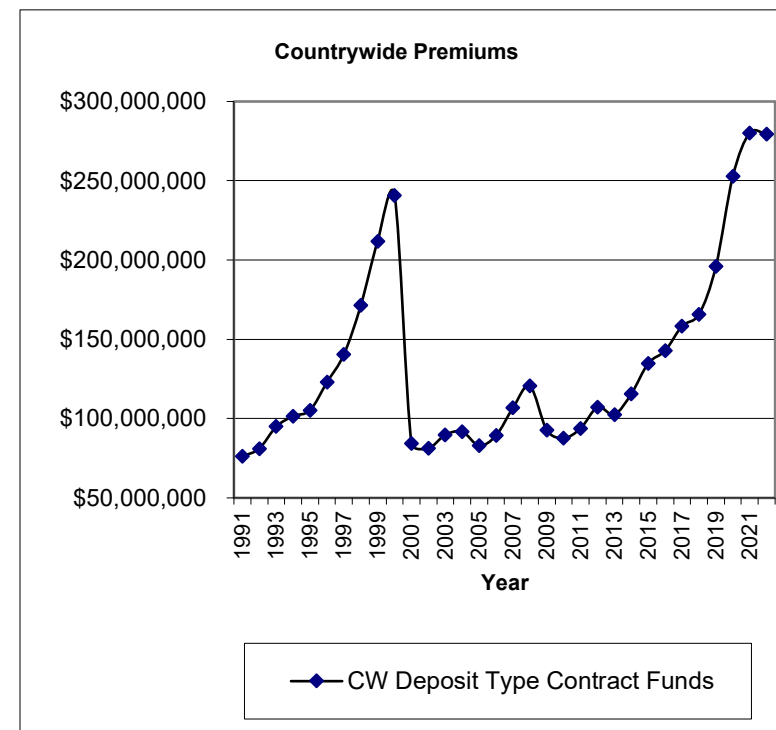
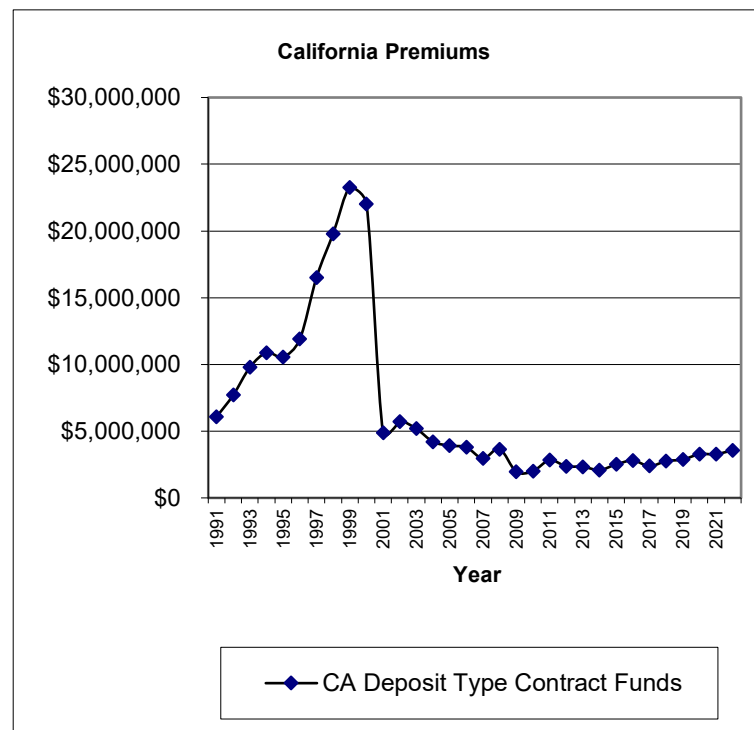
(1) Calendar Year	(2) Company Count	(3) California Accident & Health Premiums Only	(4) Total California Premiums: Life, Annuity, A&H, Deposit and Other	(5) Percentage of Acc. & Health To All Premiums '3) / (4)	(6) Countrywide Accident & Health Premiums Only	(7) Total Countrywide Premiums: Life, Annuity, A&H, Deposit and Other	(8) Percentage of Acc. & Health To All Premiums '6) / (7)	(9) % of CA Acc. & Health To Countrywide '3) / (6)
1991	n/a	\$6,515,856	\$24,168,801	26.960%	\$56,878,030	\$244,467,621	23.266%	11.456%
1992	n/a	\$6,410,571	\$25,655,760	24.987%	\$59,545,885	\$258,175,773	23.064%	10.766%
1993	n/a	\$6,380,329	\$27,779,568	22.968%	\$63,039,760	\$283,410,074	22.243%	10.121%
1994	n/a	\$6,087,823	\$30,634,921	19.872%	\$65,725,692	\$302,734,231	21.711%	9.262%
1995	n/a	\$5,923,991	\$29,953,248	19.777%	\$68,178,079	\$314,631,397	21.669%	8.689%
1996	n/a	\$6,068,849	\$32,956,278	18.415%	\$68,681,035	\$337,669,981	20.340%	8.836%
1997	n/a	\$6,195,695	\$37,380,563	16.575%	\$69,207,550	\$366,092,994	18.904%	8.952%
1998	n/a	\$6,190,887	\$40,572,419	15.259%	\$69,849,782	\$408,667,853	17.092%	8.863%
1999	n/a	\$6,583,954	\$45,626,162	14.430%	\$72,790,497	\$446,967,910	16.285%	9.045%
2000	345	\$6,987,102	\$48,825,172	14.310%	\$78,122,950	\$503,282,189	15.523%	8.944%
2001	339	\$7,556,145	\$50,658,217	14.916%	\$78,756,982	\$532,219,216	14.798%	9.594%
2002	324	\$8,162,937	\$55,203,426	14.787%	\$83,530,195	\$559,111,230	14.940%	9.772%
2003	314	\$8,841,707	\$55,443,042	15.947%	\$90,908,487	\$574,016,943	15.837%	9.726%
2004	303	\$9,666,656	\$55,296,765	17.481%	\$98,204,190	\$593,781,994	16.539%	9.843%
2005	298	\$10,678,448	\$56,077,766	19.042%	\$122,282,599	\$648,486,716	18.857%	8.733%
2006	295	\$12,939,297	\$64,416,886	20.087%	\$143,811,862	\$709,308,675	20.275%	8.997%
2007	282	\$14,539,691	\$65,887,288	22.068%	\$154,557,024	\$772,364,076	20.011%	9.407%
2008	270	\$15,537,044	\$67,994,244	22.851%	\$167,743,412	\$802,769,706	20.896%	9.262%
2009	267	\$16,865,005	\$63,596,960	26.519%	\$176,308,026	\$726,027,748	24.284%	9.566%
2010	273	\$17,732,247	\$61,483,904	28.840%	\$181,496,924	\$726,126,297	24.995%	9.770%
2011	269	\$18,639,442	\$65,972,240	28.253%	\$170,985,468	\$738,096,923	23.166%	10.901%
2012	261	\$18,576,433	\$64,239,063	28.918%	\$172,025,643	\$789,073,598	21.801%	10.799%
2013	262	\$19,488,731	\$65,528,366	29.741%	\$179,500,146	\$753,141,548	23.834%	10.857%
2014	256	\$17,866,978	\$65,569,292	27.249%	\$163,572,102	\$756,708,546	21.616%	10.923%
2015	246	\$17,864,755	\$69,122,878	25.845%	\$165,792,283	\$793,477,884	20.894%	10.775%
2016	248	\$16,004,009	\$67,352,238	23.762%	\$171,262,020	\$800,848,650	21.385%	9.345%
2017	247	\$16,306,166	\$67,201,989	24.264%	\$182,584,586	\$823,901,347	22.161%	8.931%
2018	246	\$16,710,273	\$73,203,319	22.827%	\$187,520,161	\$872,379,495	21.495%	8.911%
2019	249	\$17,468,449	\$77,377,668	22.576%	\$195,990,894	\$928,779,952	21.102%	8.913%
2020	240	\$17,425,764	\$76,405,088	22.807%	\$201,714,642	\$996,355,655	20.245%	8.639%
2021	239	\$16,582,516	\$79,512,038	20.855%	\$205,887,882	\$1,071,070,385	19.223%	8.054%
2022	237	\$17,743,140	\$88,222,560	20.112%	\$202,436,645	\$1,129,481,661	17.923%	8.765%
Totals:		\$396,540,890	\$1,799,318,129	22.038%	\$4,168,891,434	\$20,563,628,267	20.273%	9.512%



1991 - 2022 Comparison of California Life Insurance Premium to Countrywide
Line of Business: Deposit Type Contracts
Active Companies Only

All numbers are in thousands ('000), except the Company Count.

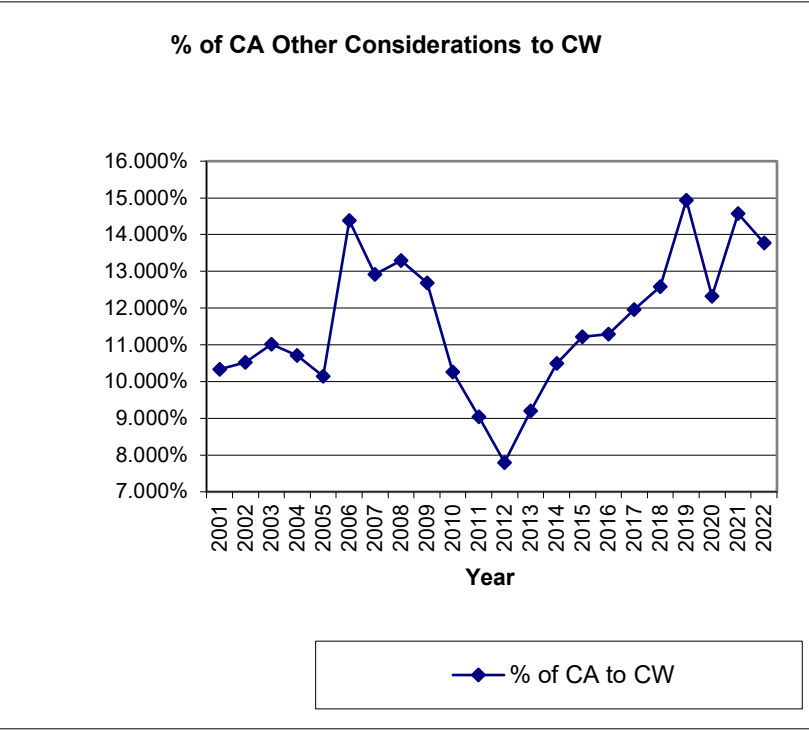
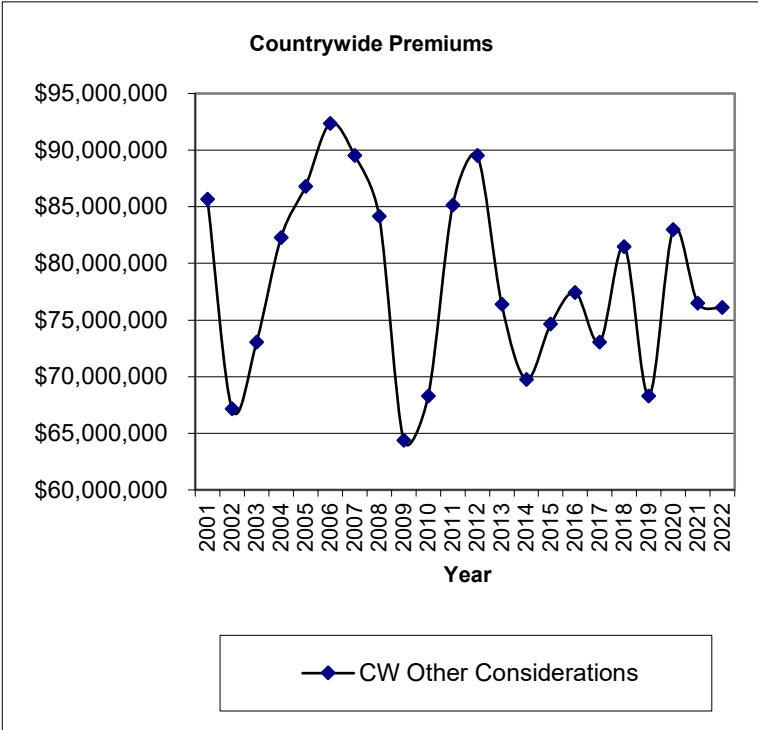
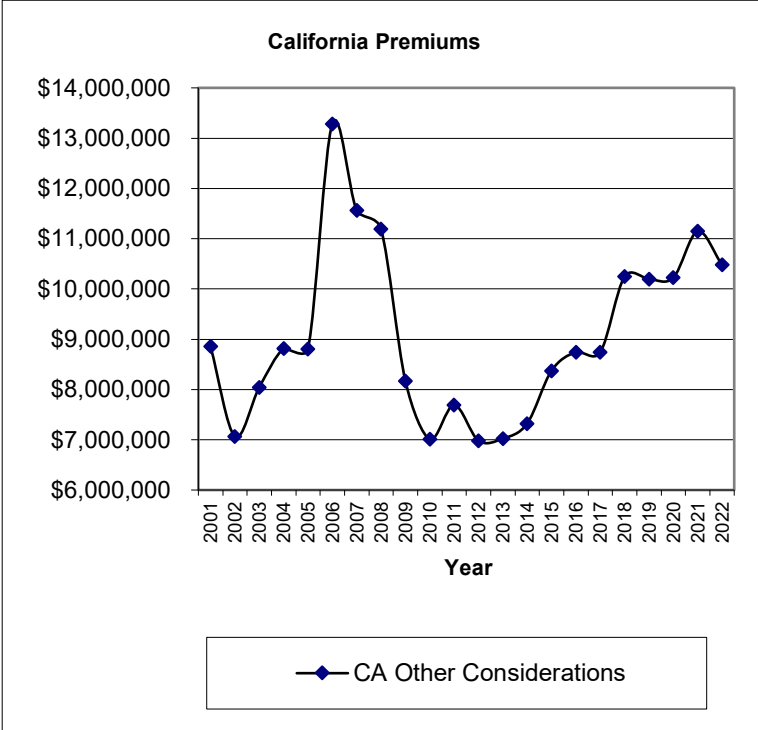
(1) Calendar Year	(2) Company Count	(3) California Deposit Type Contracts Only	(4) Total California Premiums: Life, Annuity, A&H, Deposit and Other	(5) Percentage of Deposit Type To All Premiums '3) / (4)	(6) Countrywide Deposit Type Contracts Only	(7) Total Countrywide Premiums: Life, Annuity, A&H, Deposit and Other	(8) Percentage of Deposit Type To All Premiums '6) / (7)	(9) % of CA Deposit Type To Countrywide '3) / (6)
1991	n/a	\$6,075,999	\$24,168,801	25.140%	\$76,194,714	\$244,467,621	31.168%	7.974%
1992	n/a	\$7,709,579	\$25,655,760	30.050%	\$81,092,469	\$258,175,773	31.410%	9.507%
1993	n/a	\$9,782,369	\$27,779,568	35.214%	\$94,929,131	\$283,410,074	33.495%	10.305%
1994	n/a	\$10,876,585	\$30,634,921	35.504%	\$101,528,453	\$302,734,231	33.537%	10.713%
1995	n/a	\$10,563,363	\$29,953,248	35.266%	\$105,265,539	\$314,631,397	33.457%	10.035%
1996	n/a	\$11,897,788	\$32,956,278	36.102%	\$122,873,754	\$337,669,981	36.389%	9.683%
1997	n/a	\$16,510,840	\$37,380,563	44.170%	\$140,398,429	\$366,092,994	38.350%	11.760%
1998	n/a	\$19,799,058	\$40,572,419	48.799%	\$171,307,391	\$408,667,853	41.918%	11.558%
1999	n/a	\$23,260,742	\$45,626,162	50.981%	\$211,975,506	\$446,967,910	47.425%	10.973%
2000	168	\$22,014,341	\$48,825,172	45.088%	\$240,609,451	\$503,282,189	47.808%	9.149%
2001	110	\$4,861,340	\$50,658,217	9.596%	\$84,393,009	\$532,219,216	15.857%	5.760%
2002	143	\$5,714,471	\$55,203,426	10.352%	\$81,257,902	\$559,111,230	14.533%	7.033%
2003	141	\$5,178,009	\$55,443,042	9.339%	\$89,727,401	\$574,016,943	15.631%	5.771%
2004	145	\$4,206,560	\$55,296,765	7.607%	\$91,715,717	\$593,781,994	15.446%	4.587%
2005	137	\$3,911,778	\$56,077,766	6.976%	\$83,003,303	\$648,486,716	12.800%	4.713%
2006	129	\$3,790,850	\$64,416,886	5.885%	\$89,345,058	\$709,308,675	12.596%	4.243%
2007	123	\$2,962,989	\$65,887,288	4.497%	\$106,723,462	\$772,364,076	13.818%	2.776%
2008	127	\$3,657,754	\$67,994,244	5.380%	\$120,506,384	\$802,769,706	15.011%	3.035%
2009	120	\$1,961,855	\$63,596,960	3.085%	\$92,786,258	\$726,027,748	12.780%	2.114%
2010	118	\$2,008,798	\$61,483,904	3.267%	\$87,745,495	\$726,126,297	12.084%	2.289%
2011	119	\$2,822,407	\$65,972,240	4.278%	\$93,837,694	\$738,096,923	12.713%	3.008%
2012	116	\$2,373,476	\$64,239,063	3.695%	\$107,115,702	\$789,073,598	13.575%	2.216%
2013	116	\$2,333,683	\$65,528,366	3.561%	\$102,654,117	\$753,141,548	13.630%	2.273%
2014	108	\$2,093,040	\$65,569,292	3.192%	\$115,630,897	\$756,708,546	15.281%	1.810%
2015	106	\$2,509,792	\$69,122,878	3.631%	\$134,906,982	\$793,477,884	17.002%	1.860%
2016	105	\$2,799,525	\$67,352,238	4.157%	\$142,818,551	\$800,848,650	17.833%	1.960%
2017	100	\$2,384,556	\$67,201,989	3.548%	\$158,441,486	\$823,901,347	19.231%	1.505%
2018	100	\$2,753,647	\$73,203,319	3.762%	\$165,742,185	\$872,379,495	18.999%	1.661%
2019	91	\$2,876,143	\$77,377,407	3.717%	\$196,133,253	\$928,779,952	21.117%	1.466%
2020	96	\$3,273,243	\$76,405,088	4.284%	\$252,816,313	\$996,355,655	25.374%	1.295%
2021	99	\$3,279,651	\$79,512,038	4.125%	\$280,238,966	\$1,071,070,385	26.164%	1.170%
2022	91	\$3,570,586	\$88,222,560	4.047%	\$279,273,451	\$1,129,481,661	24.726%	1.279%
Totals:		\$209,814,816	\$1,799,317,868	11.661%	\$4,302,988,423	\$20,563,628,267	20.925%	4.876%



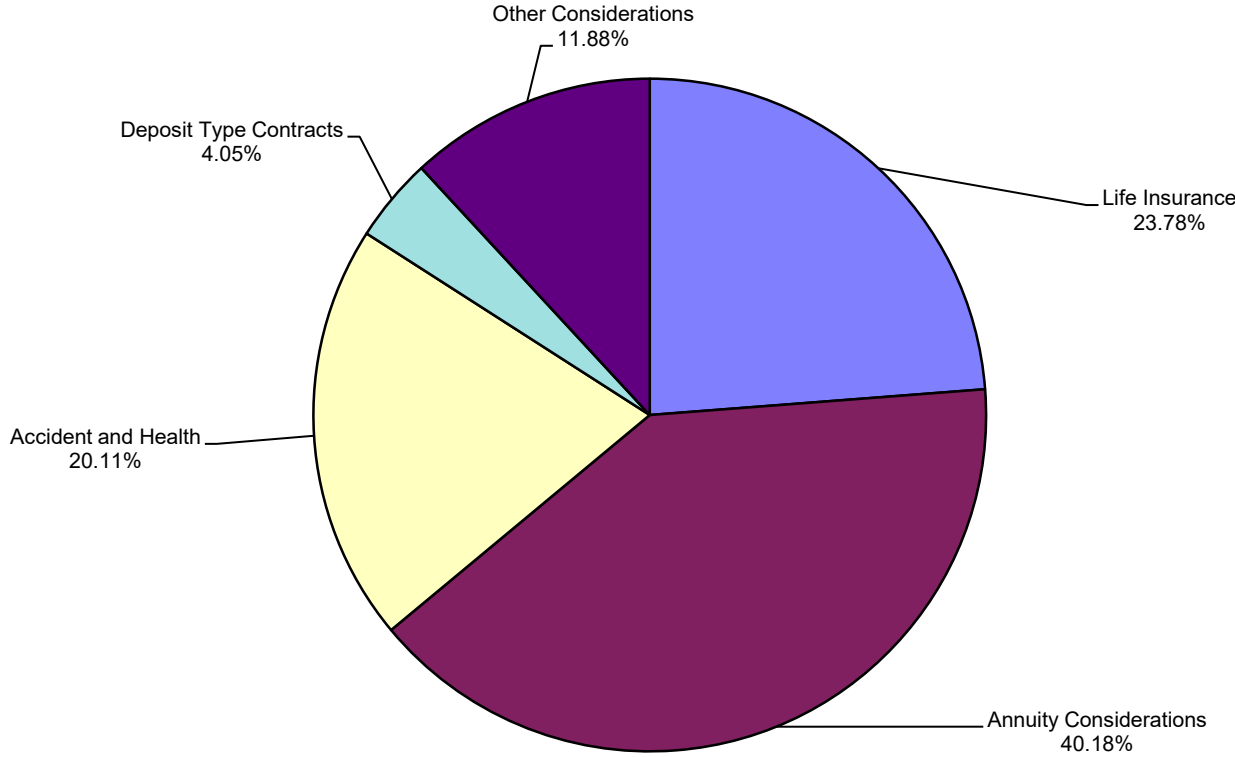
**1991 - 2022 Comparison of California Life Insurance Premium to Countrywide
Line of Business: Other Considerations
Active Companies Only**

All numbers are in thousands ('000), except the Company Count.

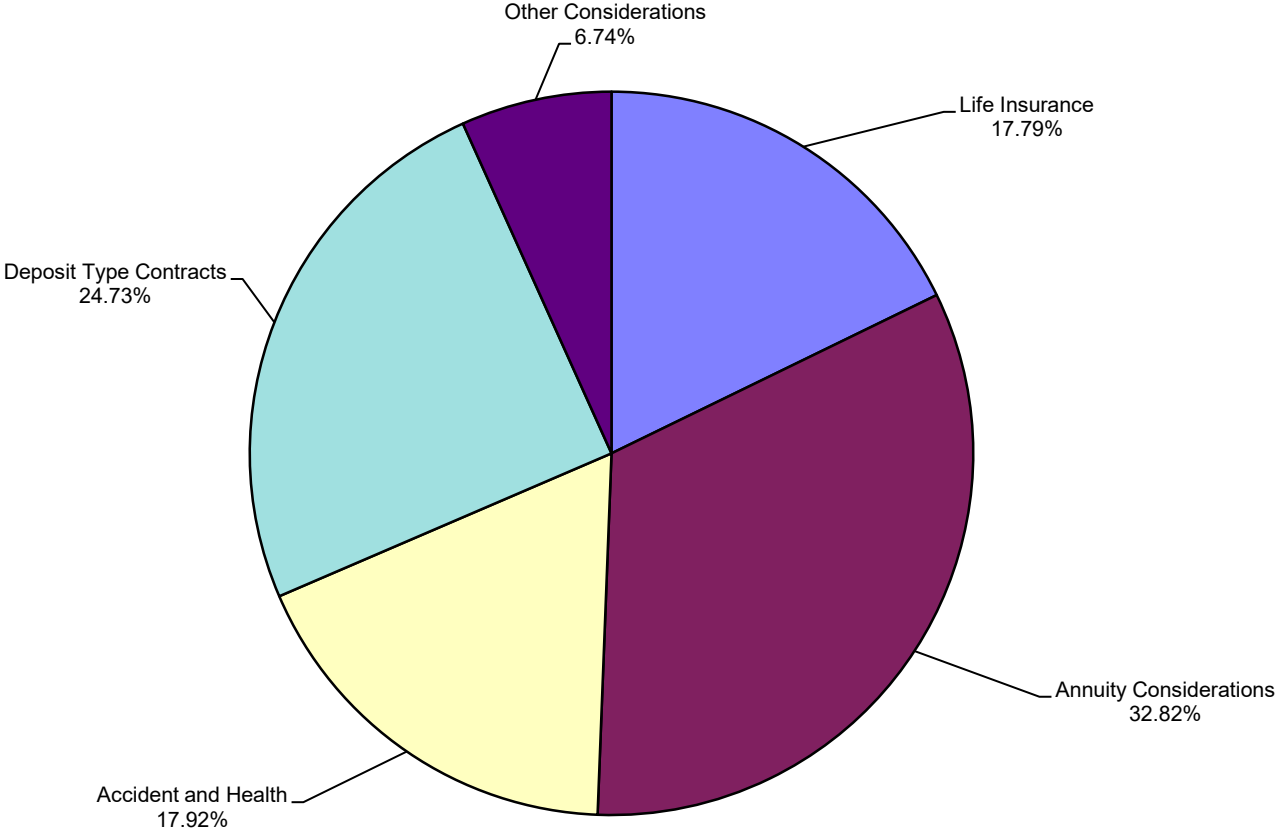
(1) Calendar Year	(2) Company Count	(3) California Other Considerations Only	(4) Total California Premiums: Life, Annuity, A&H, Deposit and Other	(5) Percentage of Other Consid. To All Premiums '(3) / (4)	(6) Countrywide Other Considerations Only	(7) Total Countrywide Premiums: Life, Annuity, A&H, Deposit and Other	(8) Percentage of Other Consid. To All Premiums '(6) / (7)	(9) % of CA Other Consid. To Countrywide '(3) / (6)
1991	n/a	\$0	\$24,168,801	0.000%	\$0	\$244,467,621	0.000%	0.000%
1992	n/a	\$0	\$25,655,760	0.000%	\$0	\$258,175,773	0.000%	0.000%
1993	n/a	\$0	\$27,779,568	0.000%	\$0	\$283,410,074	0.000%	0.000%
1994	n/a	\$0	\$30,634,921	0.000%	\$0	\$302,734,231	0.000%	0.000%
1995	n/a	\$0	\$29,953,248	0.000%	\$0	\$314,631,397	0.000%	0.000%
1996	n/a	\$0	\$32,956,278	0.000%	\$0	\$337,669,981	0.000%	0.000%
1997	n/a	\$0	\$37,380,563	0.000%	\$0	\$366,092,994	0.000%	0.000%
1998	n/a	\$0	\$40,572,419	0.000%	\$0	\$408,667,853	0.000%	0.000%
1999	n/a	\$0	\$45,626,162	0.000%	\$0	\$446,967,910	0.000%	0.000%
2000	n/a	\$0	\$48,825,172	0.000%	\$0	\$503,282,189	0.000%	0.000%
2001	46	\$8,853,081	\$50,658,217	17.476%	\$85,674,482	\$532,219,216	16.098%	10.333%
2002	35	\$7,067,068	\$55,203,426	12.802%	\$67,174,376	\$559,111,230	12.014%	10.520%
2003	36	\$8,043,845	\$55,443,042	14.508%	\$73,039,102	\$574,016,943	12.724%	11.013%
2004	39	\$8,812,264	\$55,296,765	15.936%	\$82,290,181	\$593,781,994	13.859%	10.709%
2005	36	\$8,806,956	\$56,077,766	15.705%	\$86,819,339	\$648,486,716	13.388%	10.144%
2006	38	\$13,286,442	\$64,416,886	20.626%	\$92,331,043	\$709,308,675	13.017%	14.390%
2007	33	\$11,562,999	\$65,887,288	17.550%	\$89,543,759	\$772,364,076	11.593%	12.913%
2008	33	\$11,187,155	\$67,994,244	16.453%	\$84,171,725	\$802,769,706	10.485%	13.291%
2009	32	\$8,169,669	\$63,596,960	12.846%	\$64,389,233	\$726,027,748	8.869%	12.688%
2010	30	\$7,010,642	\$61,483,904	11.402%	\$68,288,304	\$726,126,297	9.404%	10.266%
2011	29	\$7,691,327	\$65,972,240	11.658%	\$85,132,065	\$738,096,923	11.534%	9.035%
2012	29	\$6,982,384	\$64,239,063	10.869%	\$89,535,739	\$789,073,598	11.347%	7.798%
2013	29	\$7,023,134	\$65,528,366	10.718%	\$76,382,773	\$753,141,548	10.142%	9.195%
2014	26	\$7,323,951	\$65,569,292	11.170%	\$69,771,605	\$756,708,546	9.220%	10.497%
2015	27	\$8,373,907	\$69,122,878	12.115%	\$74,640,132	\$793,477,884	9.407%	11.219%
2016	27	\$8,744,066	\$67,352,238	12.983%	\$77,429,201	\$800,848,650	9.668%	11.293%
2017	25	\$8,738,006	\$67,201,989	13.003%	\$73,061,203	\$823,901,347	8.868%	11.960%
2018	27	\$10,248,041	\$73,203,319	13.999%	\$81,464,823	\$872,379,495	9.338%	12.580%
2019	24	\$10,198,188	\$77,377,668	13.180%	\$68,273,300	\$928,779,952	7.351%	14.937%
2020	22	\$10,223,366	\$76,405,088	13.380%	\$82,979,776	\$996,355,655	8.328%	12.320%
2021	22	\$11,146,985	\$79,512,038	14.019%	\$76,490,999	\$1,071,070,385	7.142%	14.573%
2022	23	\$10,480,156	\$88,222,560	11.879%	\$76,103,872	\$1,129,481,661	6.738%	13.771%
Totals:		\$199,973,633	\$1,799,318,129	11.114%	\$1,724,987,032	\$20,563,628,267	8.389%	11.593%



2022 California Premium Distribution By Line



2022 Countrywide Premium Distribution By Line



2022 CALIFORNIA LIFE & ANNUITY MARKET SHARE REPORT

Premium Written During The Calendar Year

Sorted by Group Market Share

Source: NAIC Database

Active companies only

Rec #	Group #	Group Name NAIC # Company Name	[1] Life Insurance	[2] Annuity Considerations	[3] Accident and Health	[4] Deposit Type Contracts	[5] Other Considerations	[6] Total Premium Sum of [1] thru [5]	[7] Market Share
1	304	PRUDENTIAL OF AMER GRP							
		68241 Prudential Ins Co Of Amer	420,179,513	775,894,261	185,594,258	29,545,684	3,418,835,966	4,830,049,682	5.4748%
		79227 Pruco Life Ins Co	607,474,596	497,101,485	0	3,253,473	0	1,107,829,554	1.2557%
			1,027,654,109	1,272,995,746	185,594,258	32,799,157	3,418,835,966	5,937,879,236	6.7306%
2	826	NEW YORK LIFE GRP							
		91596 New York Life Ins & Ann Corp	271,055,454	2,689,847,815	0	23,342,520	0	2,984,245,789	3.3826%
		66915 New York Life Ins Co	1,344,488,067	110,425,252	72,075,640	0	469,274,888	1,996,263,847	2.2628%
		65498 Life Ins Co Of N Amer	239,911,931	0	241,614,529	0	0	481,526,460	0.5458%
		81353 NYLife Ins Co Of AZ	3,291,283	0	0	0	0	3,291,283	0.0037%
			1,858,746,735	2,800,273,067	313,690,169	23,342,520	469,274,888	5,465,327,379	6.1949%
3	435	MASS MUT LIFE INS GRP							
		65935 Massachusetts Mut Life Ins Co	1,060,444,358	1,373,475,546	64,316,649	236,923,452	1,008,035,117	3,743,195,122	4.2429%
		63312 MassMutual Ascend Life Ins Co	4,845,071	520,103,731	14,574	569,755	0	525,533,131	0.5957%
		93432 CM Life Ins Co	19,218,981	66,521,210	0	0	0	85,740,191	0.0972%
		93661 Annuity Investors Life Ins Co	0	12,084,306	0	0	0	12,084,306	0.0137%
		70416 MML Bay State Life Ins Co	3,257,522	0	0	0	0	3,257,522	0.0037%
		67083 Manhattan Natl Life Ins Co	1,411,480	1,571	0	0	0	1,413,051	0.0016%
			1,089,177,412	1,972,186,364	64,331,223	237,493,207	1,008,035,117	4,371,223,323	4.9548%
4	4734	Apollo Global Mgmt Grp							
		61689 Athene Ann & Life Co	5,836,157	3,451,926,446	34,377	135,866	0	3,457,932,846	3.9196%
		80942 Venerable Ins & Ann Co	1,280,794	4,790,581	252	0	0	6,071,627	0.0069%
		61492 Athene Annuity & Life Assur Co	2,477,287	36,047	509,402	0	0	3,022,736	0.0034%
		68039 Athene Ann & Life Assur Co of NY	263,314	150,589	0	0	0	413,903	0.0005%
			9,857,552	3,456,903,663	544,031	135,866	0	3,467,441,112	3.9303%

2022 CALIFORNIA LIFE & ANNUITY MARKET SHARE REPORT

Premium Written During The Calendar Year

Sorted by Group Market Share

Source: NAIC Database

Active companies only

Rec #	Group #	Group Name NAIC # Company Name	[1] Life Insurance	[2] Annuity Considerations	[3] Accident and Health	[4] Deposit Type Contracts	[5] Other Considerations	[6] Total Premium Sum of [1] thru [5]	[7] Market Share
5	241	METROPOLITAN GRP							
		65978 Metropolitan Life Ins Co	888,726,301	713,299,460	1,071,401,050	29,004,786	196,426,965	2,898,858,562	3.2858%
		97136 Metropolitan Tower Life Ins Co	24,545,255	134,104,939	362,400	0	29,108,971	188,121,565	0.2132%
		62634 Delaware Amer Life Ins Co	57,344	0	327,844	0	0	385,188	0.0004%
			913,328,900	847,404,399	1,072,091,294	29,004,786	225,535,936	3,087,365,315	3.4995%
6	12	AMERICAN INTL GRP							
		60488 American Gen Life Ins Co	590,873,878	2,049,808,503	4,577,141	51,577,406	0	2,696,836,928	3.0569%
		70238 Variable Ann Life Ins Co	0	274,712,456	0	33,629,252	0	308,341,708	0.3495%
		70106 United States Life Ins Co in the Cit	2,287,881	1,206,097	1,184,572	0	0	4,678,550	0.0053%
			593,161,759	2,325,727,056	5,761,713	85,206,658	0	3,009,857,186	3.4117%
7	468	Aegon US Holding Grp							
		86231 Transamerica Life Ins Co	1,097,294,014	120,374,160	132,998,531	190,720	504,407,682	1,855,265,107	2.1029%
		70688 Transamerica Financial Life Ins Co	870,478	1,499,146	276,441	0	1,015,537,939	1,018,184,004	1.1541%
			1,098,164,492	121,873,306	133,274,972	190,720	1,519,945,621	2,873,449,111	3.2570%
8	904	JOHN HANCOCK GRP							
		65838 John Hancock Life Ins Co USA	555,164,327	5,733,609	99,352,748	0	2,199,456,666	2,859,707,350	3.2415%
		93610 John Hancock Life & Hlth Ins Co	16,109	0	1,488,744	0	0	1,504,853	0.0017%
			555,180,436	5,733,609	100,841,492	0	2,199,456,666	2,861,212,203	3.2432%
9	709	PACIFIC LIFE GRP							
		67466 Pacific Life Ins Co	724,729,596	1,977,595,969	0	78,929,922	0	2,781,255,487	3.1525%
		97268 Pacific Life & Ann Co	500,993	3,455,765	0	0	0	3,956,758	0.0045%
			725,230,589	1,981,051,734	0	78,929,922	0	2,785,212,245	3.1570%

2022 CALIFORNIA LIFE & ANNUITY MARKET SHARE REPORT

Premium Written During The Calendar Year

Sorted by Group Market Share

Source: NAIC Database

Active companies only

Rec #	Group #	Group Name NAIC # Company Name	[1] Life Insurance	[2] Annuity Considerations	[3] Accident and Health	[4] Deposit Type Contracts	[5] Other Considerations	[6] Total Premium Sum of [1] thru [5]	[7] Market Share
10	1	CVS GRP							
		60054 Aetna Life Ins Co	3,221,719	1,733,631	2,604,213,768	6,722,386	0	2,615,891,504	2.9651%
		68500 Continental Life Ins Co Brentwood	11,056	0	14,769,639	0	0	14,780,695	0.0168%
			3,232,775	1,733,631	2,618,983,407	6,722,386	0	2,630,672,199	2.9819%
11	20	LINCOLN NATL GRP							
		65676 Lincoln Natl Life Ins Co	855,305,058	1,186,606,535	377,591,479	0	0	2,419,503,072	2.7425%
		67652 First Penn Pacific Life Ins Co	13,266,133	20,340	3,902	0	0	13,290,375	0.0151%
		62057 Lincoln Life & Ann Co of NY	1,170,911	3,294,034	857,060	0	0	5,322,005	0.0060%
			869,742,102	1,189,920,909	378,452,441	0	0	2,438,115,452	2.7636%
12	140	NATIONWIDE CORP GRP							
		66869 Nationwide Life Ins Co	190,771,552	1,289,472,286	22,677,530	0	0	1,502,921,368	1.7036%
		92657 Nationwide Life & Ann Ins Co	506,281,012	326,987,281	0	0	0	833,268,293	0.9445%
		64017 Jefferson Natl Life Ins Co	874,293	88,022,261	4,677	1,596,226	0	90,497,457	0.1026%
			697,926,857	1,704,481,828	22,682,207	1,596,226	0	2,426,687,118	2.7506%
13	707	UNITEDHEALTH GRP							
		79413 UnitedHealthcare Ins Co	4,679,278	0	2,302,001,695	0	0	2,306,680,973	2.6146%
		91529 Unimerica Ins Co	2,449,882	0	40,176,089	0	0	42,625,971	0.0483%
		61832 Chesapeake Life Ins Co	3,939,271	100,339	26,169,326	0	0	30,208,936	0.0342%
		66087 Mid West Natl Life Ins Co Of TN	653,374	33,448	827,272	0	0	1,514,094	0.0017%
		98205 Natl Foundation Life Ins Co	34,987	0	684,113	0	0	719,100	0.0008%
		69647 Optum Ins of OH Inc	83,768	335	0	0	0	84,103	0.0001%
			11,840,560	134,122	2,369,858,495	0	0	2,381,833,177	2.6998%

2022 CALIFORNIA LIFE & ANNUITY MARKET SHARE REPORT

Premium Written During The Calendar Year

Sorted by Group Market Share

Source: NAIC Database

Active companies only

Rec #	Group #	Group Name NAIC # Company Name	[1] Life Insurance	[2] Annuity Considerations	[3] Accident and Health	[4] Deposit Type Contracts	[5] Other Considerations	[6] Total Premium Sum of [1] thru [5]	[7] Market Share
14	1216	TIAA FAMILY GRP							
		60142 TIAA Cref Life Ins Co	20,427,025	6,522,742	250,323	1,376,808,870	0	1,404,008,960	1.5914%
		69345 Teachers Ins & Ann Assoc Of Amer	11,395,405	638,627,629	573,619	23,775,586	0	674,372,239	0.7644%
			31,822,430	645,150,371	823,942	1,400,584,456	0	2,078,381,199	2.3558%
15	671	Elevance Hlth Inc Grp							
		62825 Anthem Blue Cross Life & Hlth Ins Co	69,170,492	0	1,826,466,961	0	0	1,895,637,453	2.1487%
		61069 Anthem Life Ins Co	4,837,581	0	71,900,030	0	0	76,737,611	0.0870%
		80314 Unicare Life & Hlth Ins Co	269,256	0	1,526,656	0	0	1,795,912	0.0020%
			74,277,329	0	1,899,893,647	0	0	1,974,170,976	2.2377%
16	761	ALLIANZ INS GRP							
		90611 Allianz Life Ins Co Of N Amer	299,894,882	1,653,362,372	8,884,597	0	0	1,962,141,851	2.2241%
			299,894,882	1,653,362,372	8,884,597	0	0	1,962,141,851	2.2241%
17	901	CIGNA HLTH GRP							
		67369 Cigna Hlth & Life Ins Co	22,038	0	1,793,622,852	16,097	0	1,793,660,987	2.0331%
		65722 Loyal Amer Life Ins Co	166,852	16,197	35,211,758	1,811	0	35,396,618	0.0401%
		62308 Connecticut Gen Life Ins Co	20,657,350	-70,902	5,704,862	561,782	0	26,853,092	0.0304%
		88366 American Retirement Life Ins Co	0	0	873,348	0	0	873,348	0.0010%
		77399 Sterling Life Ins Co	7,225	0	419,177	0	0	426,402	0.0005%
		67903 Provident Amer Life & Hlth Ins Co	1,443	0	9,345	0	0	10,788	0.0000%
			20,854,908	-54,705	1,835,841,342	579,690	0	1,857,221,235	2.1052%
18	4965	Equitable Holdings Inc Grp							
		62944 Equitable Financial Life Ins Co	189,585,586	1,427,744,023	1,639,238	0	41,452,411	1,660,421,258	1.8821%
		78077 Equitable Financial Life Ins Co of A	94,858,737	40,617,409	12,956,514	0	0	148,432,660	0.1682%
		62880 Equitable Financial Life & Ann Co	1,333,718	0	0	0	0	1,333,718	0.0015%
			285,778,041	1,468,361,432	14,595,752	0	41,452,411	1,810,187,636	2.0518%

2022 CALIFORNIA LIFE & ANNUITY MARKET SHARE REPORT

Premium Written During The Calendar Year

Sorted by Group Market Share

Source: NAIC Database

Active companies only

Rec #	Group #	Group Name NAIC # Company Name	[1] Life Insurance	[2] Annuity Considerations	[3] Accident and Health	[4] Deposit Type Contracts	[5] Other Considerations	[6] Total Premium Sum of [1] thru [5]	[7] Market Share
19	4832	Voya Financial Grp							
		86509 Voya Retirement Ins & Ann Co	5,844,710	1,166,513,592	470	1,339,080	160,123,600	1,333,821,452	1.5119%
		67105 Reliastar Life Ins Co	164,915,798	16,838,887	261,880,768	173,797	0	443,809,250	0.5031%
		61360 Reliastar Life Ins Co Of NY	2,349,671	4,605	3,362,041	0	0	5,716,317	0.0065%
			173,110,179	1,183,357,084	265,243,279	1,512,877	160,123,600	1,783,347,019	2.0214%
20	332	PRINCIPAL FIN GRP							
		61271 Principal Life Ins Co	129,245,564	168,833,387	315,094,305	1,001,079,803	563,733	1,614,816,792	1.8304%
		71161 Principal Natl Life Ins Co	135,594,063	0	0	0	0	135,594,063	0.1537%
			264,839,627	168,833,387	315,094,305	1,001,079,803	563,733	1,750,410,855	1.9841%
21	431	Sammons Enterprises Grp							
		66044 Midland Natl Life Ins Co	332,781,298	674,352,693	668	317,504	0	1,007,452,163	1.1419%
		66974 North Amer Co Life & Hlth Ins	121,527,883	405,803,272	40	177,397	0	527,508,592	0.5979%
			454,309,181	1,080,155,965	708	494,901	0	1,534,960,755	1.7399%
22	918	JACKSON NATL GRP							
		65056 Jackson Natl Life Ins Co	60,347,958	1,264,851,141	1,849,201	205,752	0	1,327,254,052	1.5044%
			60,347,958	1,264,851,141	1,849,201	205,752	0	1,327,254,052	1.5044%
23	860	NORTHWESTERN MUT GRP							
		67091 Northwestern Mut Life Ins Co	1,076,041,809	86,648,005	103,658,487	1,747,858	0	1,268,096,159	1.4374%
		69000 Northwestern Long Term Care Ins Co	0	0	51,191,607	0	0	51,191,607	0.0580%
			1,076,041,809	86,648,005	154,850,094	1,747,858	0	1,319,287,766	1.4954%

2022 CALIFORNIA LIFE & ANNUITY MARKET SHARE REPORT

Premium Written During The Calendar Year

Sorted by Group Market Share

Source: NAIC Database

Active companies only

Rec #	Group #	Group Name NAIC # Company Name	[1] Life Insurance	[2] Annuity Considerations	[3] Accident and Health	[4] Deposit Type Contracts	[5] Other Considerations	[6] Total Premium Sum of [1] thru [5]	[7] Market Share
24	3891	Global Atlantic Grp							
		91642 Forethought Life Ins Co	49,958,930	1,004,818,465	3,135,732	3,277,533	0	1,061,190,660	1.2029%
		62200 Accordia Life & Ann Co	162,069,683	0	0	0	0	162,069,683	0.1837%
		84824 Commonwealth Ann & Life Ins Co	2,212,779	4,518,826	1,912	277,434	0	7,010,951	0.0079%
		69140 First Allmerica Fin Life Ins Co	595,395	16,498	155	0	0	612,048	0.0007%
			214,836,787	1,009,353,789	3,137,799	3,554,967	0	1,230,883,342	1.3952%
25	429	GUARDIAN LIFE GRP							
		64246 Guardian Life Ins Co Of Amer	353,073,177	625,787	676,999,543	0	0	1,030,698,507	1.1683%
		78778 Guardian Ins & Ann Co Inc	6,111,995	79,567,480	0	2,202,610	160,000	88,042,085	0.0998%
		71714 Berkshire Life Ins Co of Amer	455,293	0	60,449,032	0	0	60,904,325	0.0690%
		60003 Park Avenue Life Ins Co	152,939	0	0	0	0	152,939	0.0002%
		74004 Family Serv Life Ins Co	553	0	0	0	0	553	0.0000%
			359,793,957	80,193,267	737,448,575	2,202,610	160,000	1,179,798,409	1.3373%
26	634	National Life GRP							
		65528 Life Ins Co Of The Southwest	641,487,635	474,847,477	408	0	0	1,116,335,520	1.2654%
		66680 National Life Ins Co	39,077,267	68,456	924,432	0	0	40,070,155	0.0454%
			680,564,902	474,915,933	924,840	0	0	1,156,405,675	1.3108%
27	836	WEST SOUTHERN GRP							
		92622 Western Southern Life Assur Co	7,421,562	874,509,353	0	3,996,221	0	885,927,136	1.0042%
		65242 Lafayette Life Ins Co	46,806,639	24,309,134	14,467	1,105,350	0	72,235,590	0.0819%
		70939 Gerber Life Ins Co	44,961,110	0	26,982,907	0	0	71,944,017	0.0815%
		99937 Columbus Life Ins Co	67,882,313	3,111,854	291	0	0	70,994,458	0.0805%
		74780 Integrity Life Ins Co	9,043	39,011,834	0	1,743,559	0	40,764,436	0.0462%
		70483 Western & Southern Life Ins Co	10,135,651	231	682,731	0	0	10,818,613	0.0123%
			177,216,318	940,942,406	27,680,396	6,845,130	0	1,152,684,250	1.3066%

2022 CALIFORNIA LIFE & ANNUITY MARKET SHARE REPORT

Premium Written During The Calendar Year

Sorted by Group Market Share

Source: NAIC Database

Active companies only

Rec #	Group #	Group Name NAIC # Company Name	[1] Life Insurance	[2] Annuity Considerations	[3] Accident and Health	[4] Deposit Type Contracts	[5] Other Considerations	[6] Total Premium Sum of [1] thru [5]	[7] Market Share
28	4932	Brighthouse Holdings Grp							
		87726 Brighthouse Life Ins Co	187,056,011	932,590,897	9,004,450	0	27,500	1,128,678,858	1.2794%
		91626 New England Life Ins Co	8,966,860	214,196	33,939	0	0	9,214,995	0.0104%
			196,022,871	932,805,093	9,038,389	0	27,500	1,137,893,853	1.2898%
29	1348	Meiji Yasuda Life Ins Grp							
		69019 Standard Ins Co	154,828,979	76,343,816	331,191,054	196,589	408,852,399	971,412,837	1.1011%
		64343 Pacific Guardian Life Ins Co Ltd	19,915,185	262,754	16	230,320	0	20,408,275	0.0231%
			174,744,164	76,606,570	331,191,070	426,909	408,852,399	991,821,112	1.1242%
30	4855	Sumitomo Life Ins Grp							
		68608 Symetra Life Ins Co	107,558,302	776,060,710	81,470,676	5,951,804	0	971,041,492	1.1007%
		90581 Symetra Natl Life Ins Co	12,293	0	0	0	0	12,293	0.0000%
			107,570,595	776,060,710	81,470,676	5,951,804	0	971,053,785	1.1007%
31	670	Fidelity Natl Fin Inc GRP							
		63274 Fidelity & Guar Life Ins Co	143,817,317	806,896,645	0	133,313	0	950,847,275	1.0778%
			143,817,317	806,896,645	0	133,313	0	950,847,275	1.0778%
32	1295	CENTENE CORP GRP							
		66141 Health Net Life Ins Co	856,178	0	932,276,695	0	0	933,132,873	1.0577%
			856,178	0	932,276,695	0	0	933,132,873	1.0577%
33	869	MINNESOTA MUT GRP							
		66168 Minnesota Life Ins Co	347,319,924	48,246,709	37,328,745	54,057,002	222,089,231	709,041,611	0.8037%
		93742 Securian Life Ins Co	184,403,645	2,708,254	17,984,734	12,651,120	0	217,747,753	0.2468%
			531,723,569	50,954,963	55,313,479	66,708,122	222,089,231	926,789,364	1.0505%

2022 CALIFORNIA LIFE & ANNUITY MARKET SHARE REPORT

Premium Written During The Calendar Year

Sorted by Group Market Share

Source: NAIC Database

Active companies only

Rec #	Group #	Group Name NAIC # Company Name	[1] Life Insurance	[2] Annuity Considerations	[3] Accident and Health	[4] Deposit Type Contracts	[5] Other Considerations	[6] Total Premium Sum of [1] thru [5]	[7] Market Share
34	565	UNUM GRP							
		62235 Unum Life Ins Co Of Amer	151,496,228	774	385,683,201	20,885	0	537,201,088	0.6089%
		62049 Colonial Life & Accident Ins Co	37,970,993	252	130,488,848	0	0	168,460,093	0.1909%
		68195 Provident Life & Accident Ins Co	18,594,296	0	95,060,318	0	0	113,654,614	0.1288%
		68985 Starmount Life Ins Co	76,620	0	22,545,990	0	0	22,622,610	0.0256%
		67601 Unum Ins Co	122,773	0	14,756,859	2,048,149	0	16,927,781	0.0192%
		67598 Paul Revere Life Ins Co	360,880	0	10,302,447	0	0	10,663,327	0.0121%
			208,621,790	1,026	658,837,663	2,069,034	0	869,529,513	0.9856%
35	769	GREAT WEST GRP							
		68322 Empower Ann Ins Co of Amer	8,801,032	44,740,805	987,860	38,838,758	463,130,301	556,498,756	0.6308%
		93629 Empower Ann Ins Co	0	-8,312	0	288,953,241	1,472,473	290,417,402	0.3292%
		80659 US Business of Canada Life Assur Co	6,699,806	0	419,003	0	0	7,118,809	0.0081%
			15,500,838	44,732,493	1,406,863	327,791,999	464,602,774	854,034,967	0.9680%
36	200	UNITED SERV AUTOMOBILE ASSN GRP							
		69663 USAA Life Ins Co	107,862,816	638,518,923	48,952,336	3,789,479	0	799,123,554	0.9058%
			107,862,816	638,518,923	48,952,336	3,789,479	0	799,123,554	0.9058%
37	261	MUTUAL OF OMAHA GRP							
		69868 United Of Omaha Life Ins Co	252,855,946	137,567,207	96,919,991	58,910,240	185,504	546,438,888	0.6194%
		71412 Mutual Of Omaha Ins Co	0	0	88,567,880	0	0	88,567,880	0.1004%
		72850 United World Life Ins Co	62,549	0	20,697,269	0	0	20,759,818	0.0235%
		13100 Omaha Ins Co	0	0	1,351,449	0	0	1,351,449	0.0015%
			252,918,495	137,567,207	207,536,589	58,910,240	185,504	657,118,035	0.7448%

2022 CALIFORNIA LIFE & ANNUITY MARKET SHARE REPORT

Premium Written During The Calendar Year

Sorted by Group Market Share

Source: NAIC Database

Active companies only

Rec #	Group #	Group Name NAIC # Company Name	[1] Life Insurance	[2] Annuity Considerations	[3] Accident and Health	[4] Deposit Type Contracts	[5] Other Considerations	[6] Total Premium Sum of [1] thru [5]	[7] Market Share
38	619	OneAmerica Fin Partners Grp							
		60895 American United Life Ins Co	44,013,063	413,756,042	105,765	993,314	0	458,868,184	0.5201%
		69116 State Life Ins Co	93,525,381	22,474,651	2,803,747	667,847	0	119,471,626	0.1354%
		67911 Pioneer Mut Life Ins Co	3,393,488	11,386	0	0	0	3,404,874	0.0039%
			140,931,932	436,242,079	2,909,512	1,661,161	0	581,744,684	0.6594%
39	176	STATE FARM GRP							
		69108 State Farm Life Ins Co	557,078,567	14,557,386	0	1,682	0	571,637,635	0.6479%
			557,078,567	14,557,386	0	1,682	0	571,637,635	0.6479%
40	458	Dai-ichi Life Holdings Inc Grp							
		68136 Protective Life Ins Co	362,312,435	91,983,432	7,095,612	2,444,637	0	463,836,116	0.5258%
		70335 West Coast Life Ins Co	54,945,088	7,728	340	0	0	54,953,156	0.0623%
		66370 Mony Life Ins Co	7,594,535	3,600	1,022,395	0	0	8,620,530	0.0098%
		88536 Protective Life & Annuity Ins Co	273,405	0	3,014	0	0	276,419	0.0003%
			425,125,463	91,994,760	8,121,361	2,444,637	0	527,686,221	0.5981%
41	4	Ameriprise Fin Grp							
		65005 RiverSource Life Ins Co	122,687,612	370,012,366	24,161,404	581,071	0	517,442,453	0.5865%
			122,687,612	370,012,366	24,161,404	581,071	0	517,442,453	0.5865%
42	4750	Primerica Grp							
		65919 Primerica Life Ins Co	504,427,506	40,881	15,818	1,507,103	0	505,991,308	0.5735%
		61409 National Benefit Life Ins Co	1,131,023	0	55,541	667	0	1,187,231	0.0013%
			505,558,529	40,881	71,359	1,507,770	0	507,178,539	0.5749%
43	91	HARTFORD FIRE & CAS GRP							
		70815 Hartford Life & Accident Ins Co	178,219,181	0	288,667,870	0	0	466,887,051	0.5292%
			178,219,181	0	288,667,870	0	0	466,887,051	0.5292%

2022 CALIFORNIA LIFE & ANNUITY MARKET SHARE REPORT

Premium Written During The Calendar Year

Sorted by Group Market Share

Source: NAIC Database

Active companies only

Rec #	Group #	Group Name NAIC # Company Name	[1] Life Insurance	[2] Annuity Considerations	[3] Accident and Health	[4] Deposit Type Contracts	[5] Other Considerations	[6] Total Premium Sum of [1] thru [5]	[7] Market Share
44	306	TruStage GRP							
		62626 CMFG Life Ins Co	49,571,537	33,469,822	43,885,575	655,506	73,245,387	200,827,827	0.2276%
		67989 American Memorial Life Ins Co	164,970,934	315,936	0	0	0	165,286,870	0.1874%
		86126 Members Life Ins Co	1,640,700	78,456,484	0	253,171	0	80,350,355	0.0911%
		70408 Union Security Ins Co	6,580,616	633,418	3,051,566	0	0	10,265,600	0.0116%
			222,763,787	112,875,660	46,937,141	908,677	73,245,387	456,730,652	0.5177%
45	4853	AAA Life Grp							
		71854 AAA Life Ins Co	338,118,078	96,327,653	15,864,481	490,965	0	450,801,177	0.5110%
			338,118,078	96,327,653	15,864,481	490,965	0	450,801,177	0.5110%
46	212	ZURICH INS GRP							
		63177 Farmers New World Life Ins Co	353,417,678	4,925,181	5,921,108	9,748,144	0	374,012,111	0.4239%
		90557 Zurich Amer Life Ins Co	40,609,757	5,271,165	13,785,585	0	0	59,666,507	0.0676%
		80896 Centre Life Ins Co	0	0	1,346,490	0	0	1,346,490	0.0015%
			394,027,435	10,196,346	21,053,183	9,748,144	0	435,025,108	0.4931%
47	943	Ameritas Mut Holding GRP							
		61301 Ameritas Life Ins Corp	113,331,701	179,334,617	126,333,331	10,333,789	0	429,333,438	0.4866%
			113,331,701	179,334,617	126,333,331	10,333,789	0	429,333,438	0.4866%
48	370	AFLAC Grp							
		60380 American Family Life Assur Co of Col	26,423,182	0	331,140,634	0	0	357,563,816	0.4053%
		71730 Continental Amer Ins Co	2,540,790	0	66,335,239	0	0	68,876,029	0.0781%
		92908 Tier One Ins Co	223	0	731,906	0	0	732,129	0.0008%
			28,964,195	0	398,207,779	0	0	427,171,974	0.4842%

2022 CALIFORNIA LIFE & ANNUITY MARKET SHARE REPORT

Premium Written During The Calendar Year

Sorted by Group Market Share

Source: NAIC Database

Active companies only

Rec #	Group #	Group Name NAIC # Company Name	[1] Life Insurance	[2] Annuity Considerations	[3] Accident and Health	[4] Deposit Type Contracts	[5] Other Considerations	[6] Total Premium Sum of [1] thru [5]	[7] Market Share
49	4890	SBL Holdings Grp							
		68675 Security Benefit Life Ins Co	1,009,710	412,254,319	0	0	0	413,264,029	0.4684%
		97241 Everly Life Ins Co	49,525	0	249	0	0	49,774	0.0001%
			1,059,235	412,254,319	249	0	0	413,313,803	0.4685%
50	4011	Genworth Fin Grp							
		70025 Genworth Life Ins Co	27,385,607	711,467	266,625,044	0	0	294,722,118	0.3341%
		65536 Genworth Life & Ann Ins Co	109,586,961	1,066,065	642,061	0	0	111,295,087	0.1262%
			136,972,568	1,777,532	267,267,105	0	0	406,017,205	0.4602%
51	330	AMERICAN FIDELITY CORP GRP							
		60410 American Fidelity Assur Co	58,045,518	121,975,554	221,789,147	0	0	401,810,219	0.4555%
		60801 American Public Life Ins Co	22,178	0	1,911,342	0	0	1,933,520	0.0022%
			58,067,696	121,975,554	223,700,489	0	0	403,743,739	0.4576%
52	3098	Tokio Marine Holdings Inc GRP							
		68381 Reliance Standard Life Ins Co	57,037,738	101,266,279	118,411,072	0	0	276,715,089	0.3137%
		92711 HCC Life Ins Co	547,599	3,600	112,423,488	0	0	112,974,687	0.1281%
		69078 Standard Security Life Ins Co Of NY	3,527	0	56,952	0	0	60,479	0.0001%
			57,588,864	101,269,879	230,891,512	0	0	389,750,255	0.4418%
53	4925	Kuvare Grp							
		65595 Lincoln Benefit Life Co	136,371,646	5,072,434	10,466,111	2,893,150	0	154,803,341	0.1755%
		64238 Guaranty Income Life Ins Co	5,307	108,106,029	0	0	0	108,111,336	0.1225%
		69973 United Life Ins Co	14,378,586	74,269,717	1,701	0	0	88,650,004	0.1005%
			150,755,539	187,448,180	10,467,812	2,893,150	0	351,564,681	0.3985%

2022 CALIFORNIA LIFE & ANNUITY MARKET SHARE REPORT

Premium Written During The Calendar Year

Sorted by Group Market Share

Source: NAIC Database

Active companies only

Rec #	Group #	Group Name NAIC # Company Name	[1] Life Insurance	[2] Annuity Considerations	[3] Accident and Health	[4] Deposit Type Contracts	[5] Other Considerations	[6] Total Premium Sum of [1] thru [5]	[7] Market Share
54	549	Sun Life Financial Inc Grp							
		80802 US Br Sun Life Assur Co of Canada	71,878,210	0	259,133,394	0	0	331,011,604	0.3752%
		80926 Sun Life & Hlth Ins Co	6,060,003	0	839,704	0	0	6,899,707	0.0078%
		64602 Independence Life & Ann Co	0	0	3,573,228	0	0	3,573,228	0.0041%
		68047 Professional Ins Co	15,572	0	865,253	0	0	880,825	0.0010%
			77,953,785	0	264,411,579	0	0	342,365,364	0.3881%
55	4926	Talcott Holdings Grp							
		88072 Talcott Resolution Life Ins Co	4,869,615	11,697,591	699,999	135,987,640	86,080,800	239,335,645	0.2713%
		71153 Talcott Resolution Life & Ann Ins Co	82,037,020	15,573,413	9,741	0	2,586,739	100,206,913	0.1136%
			86,906,635	27,271,004	709,740	135,987,640	88,667,539	339,542,558	0.3849%
56	408	Brookfield Asset Mgmt Reins Partners Ltd Grp							
		60739 American Natl Ins Co	111,222,443	204,401,784	805,321	7,931,081	0	324,360,629	0.3677%
		86355 Standard Life & Accident Ins Co	630,684	13,027	6,411,823	0	0	7,055,534	0.0080%
		71773 American Natl Life Ins Co Of TX	176,715	0	3,790,331	0	0	3,967,046	0.0045%
		63657 Garden State Life Ins Co	1,051,092	0	214,478	0	0	1,265,570	0.0014%
			113,080,934	204,414,811	11,221,953	7,931,081	0	336,648,779	0.3816%
57	4794	Group 1001 Ins Holdings Grp							
		79065 Delaware Life Ins Co	2,500,323	241,910,782	0	0	0	244,411,105	0.2770%
		83607 Clear Spring Life & Ann Co	15,084	55,548,495	378	386,182	0	55,950,139	0.0634%
			2,515,407	297,459,277	378	386,182	0	300,361,244	0.3405%

2022 CALIFORNIA LIFE & ANNUITY MARKET SHARE REPORT

Premium Written During The Calendar Year

Sorted by Group Market Share

Source: NAIC Database

Active companies only

Rec #	Group #	Group Name NAIC # Company Name	[1] Life Insurance	[2] Annuity Considerations	[3] Accident and Health	[4] Deposit Type Contracts	[5] Other Considerations	[6] Total Premium Sum of [1] thru [5]	[7] Market Share
58	290	Globe Life Inc Grp							
		60577 American Income Life Ins Co	155,410,632	0	10,733,924	0	0	166,144,556	0.1883%
		91472 Globe Life & Accident Ins Co	59,133,616	0	3,247,487	0	0	62,381,103	0.0707%
		92916 United Amer Ins Co	404,687	379,245	47,403,802	0	0	48,187,734	0.0546%
		77968 Family Heritage Life Ins Co Of Amer	71,739	0	7,977,304	0	0	8,049,043	0.0091%
		65331 Liberty Natl Life Ins Co	5,037,943	848	187,873	0	0	5,226,664	0.0059%
			220,058,617	380,093	69,550,390	0	0	289,989,100	0.3287%
59	850	PENN MUT GRP							
		67644 Penn Mut Life Ins Co	173,702,615	26,369,613	279,279	2,515,007	0	202,866,514	0.2299%
		93262 Penn Ins & Ann Co	77,524,154	1,589,540	0	0	0	79,113,694	0.0897%
		68632 Vantis Life Ins Co	452,426	30,000	0	0	0	482,426	0.0005%
			251,679,195	27,989,153	279,279	2,515,007	0	282,462,634	0.3202%
60	872	BANNER LIFE GRP							
		94250 Banner Life Ins Co	135,494,418	100,867,791	1,165,538	750,442	0	238,278,189	0.2701%
			135,494,418	100,867,791	1,165,538	750,442	0	238,278,189	0.2701%
61	2798	Blue Shield of CA Grp							
		61557 Blue Shield of CA Life & Hlth Ins Co	10,463,043	0	213,825,455	0	0	224,288,498	0.2542%
			10,463,043	0	213,825,455	0	0	224,288,498	0.2542%
62	4824	Advantage Capital Grp							
		68802 Sentinel Security Life Ins Co	2,276,913	209,787,397	75,220	1,881,259	0	214,020,789	0.2426%
			2,276,913	209,787,397	75,220	1,881,259	0	214,020,789	0.2426%

2022 CALIFORNIA LIFE & ANNUITY MARKET SHARE REPORT

Premium Written During The Calendar Year

Sorted by Group Market Share

Source: NAIC Database

Active companies only

Rec #	Group #	Group Name NAIC # Company Name	[1] Life Insurance	[2] Annuity Considerations	[3] Accident and Health	[4] Deposit Type Contracts	[5] Other Considerations	[6] Total Premium Sum of [1] thru [5]	[7] Market Share
63	233	CNO Financial Grp							
		61263 Bankers Life & Cas Co	37,628,121	54,221,345	34,178,841	0	0	126,028,307	0.1429%
		62065 Colonial Penn Life Ins Co	27,084,257	0	18,919,857	0	0	46,004,114	0.0521%
		70319 Washington Natl Ins Co	6,652,454	293,859	24,107,103	0	0	31,053,416	0.0352%
			71,364,832	54,515,204	77,205,801	0	0	203,085,837	0.2302%
64	1211	NATIONAL GUARDIAN LIFE INS GRP							
		66583 National Guardian Life Ins Co	109,214,599	6,149,305	65,285,659	522,795	0	181,172,358	0.2054%
			109,214,599	6,149,305	65,285,659	522,795	0	181,172,358	0.2054%
65	373	Mutual of America Grp							
		88668 Mutual Of Amer Life Ins Co	288,853	441,243	97,234	0	176,134,292	176,961,622	0.2006%
			288,853	441,243	97,234	0	176,134,292	176,961,622	0.2006%
66	2658	American Equity Investment Grp							
		92738 American Equity Invest Life Ins Co	9,538	142,058,298	0	357,999	0	142,425,835	0.1614%
		13183 Eagle Life Ins Co	0	22,276,129	0	0	0	22,276,129	0.0252%
		71323 Entrada Life Ins Co	957	0	0	0	0	957	0.0000%
			10,495	164,334,427	0	357,999	0	164,702,921	0.1867%
67	62510	Equitrust Life Ins Co							
		62510 Equitrust Life Ins Co	61,561	153,504,866	0	2,251,451	0	155,817,878	0.1766%
			61,561	153,504,866	0	2,251,451	0	155,817,878	0.1766%
68	981	FIDELITY INVESTMENT INS & ANN GRP							
		93696 Fidelity Investments Life Ins Co	1,676,658	151,550,700	0	0	0	153,227,358	0.1737%
			1,676,658	151,550,700	0	0	0	153,227,358	0.1737%

2022 CALIFORNIA LIFE & ANNUITY MARKET SHARE REPORT

Premium Written During The Calendar Year

Sorted by Group Market Share

Source: NAIC Database

Active companies only

Rec #	Group #	Group Name NAIC # Company Name	[1] Life Insurance	[2] Annuity Considerations	[3] Accident and Health	[4] Deposit Type Contracts	[5] Other Considerations	[6] Total Premium Sum of [1] thru [5]	[7] Market Share
69	4992	Resolution Life US Holdings Grp							
		68713 Security Life Of Denver Ins Co	125,546,739	529	0	0	0	125,547,268	0.1423%
		66109 Midwestern United Life Ins Co	187,686	0	0	0	0	187,686	0.0002%
			125,734,425	529	0	0	0	125,734,954	0.1425%
70	65927	Lincoln Heritage Life Ins Co							
		65927 Lincoln Heritage Life Ins Co	116,835,857	2,457	141,698	0	0	116,980,012	0.1326%
			116,835,857	2,457	141,698	0	0	116,980,012	0.1326%
71	4736	GGC Grp							
		93734 Nassau Life & Ann Co	633,309	75,596,446	1,834,189	0	0	78,063,944	0.0885%
		67814 Nassau Life Ins Co	15,757,806	168,123	15,977	0	0	15,941,906	0.0181%
		93548 PHL Variable Ins Co	14,196,610	54,085	0	0	0	14,250,695	0.0162%
		68284 Nassau Life Ins Co of KS	9,557	0	30,598	0	0	40,155	0.0000%
			30,597,282	75,818,654	1,880,764	0	0	108,296,700	0.1228%
72	169	SENTRY INS GRP							
		68810 Sentry Life Ins Co	2,190,127	96,430,664	0	0	0	98,620,791	0.1118%
			2,190,127	96,430,664	0	0	0	98,620,791	0.1118%
73	449	FINANCIAL HOLDINGS GRP							
		61999 Americo Fin Life & Ann Ins Co	37,556,465	51,353,105	121,097	166,636	0	89,197,303	0.1011%
		90212 Great Southern Life Ins Co	3,519,859	275,645	114,682	20,527	0	3,930,713	0.0045%
		63487 Investors Life Ins Co N Amer	972,797	0	0	0	0	972,797	0.0011%
		66540 National Farmers Union Life Ins Co	352,712	95	0	0	0	352,807	0.0004%
		87645 United Fidelity Life Ins Co	273,928	5,963	0	844	0	280,735	0.0003%
			42,675,761	51,634,808	235,779	188,007	0	94,734,355	0.1074%

2022 CALIFORNIA LIFE & ANNUITY MARKET SHARE REPORT

Premium Written During The Calendar Year

Sorted by Group Market Share

Source: NAIC Database

Active companies only

Rec #	Group #	Group Name NAIC # Company Name	[1] Life Insurance	[2] Annuity Considerations	[3] Accident and Health	[4] Deposit Type Contracts	[5] Other Considerations	[6] Total Premium Sum of [1] thru [5]	[7] Market Share
74	5014	Everlake Holdings Grp							
		70866 Everlake Assur Co	47,108,455	0	0	0	0	47,108,455	0.0534%
		60186 Everlake Life Ins Co	43,398,218	726,585	1,615,462	0	0	45,740,265	0.0518%
			90,506,673	726,585	1,615,462	0	0	92,848,720	0.1052%
75	4988	Bayview Asset Management Grp							
		68446 Oceanview Life & Annuity Co	6,493	84,910,118	6,127	0	0	84,922,738	0.0963%
			6,493	84,910,118	6,127	0	0	84,922,738	0.0963%
76	276	Trustmark Mut Holding Co GRP							
		61425 Trustmark Ins Co	61,699,949	2,690	12,486,391	0	0	74,189,030	0.0841%
		62863 Trustmark Life Ins Co	303,408	0	5,379,149	0	0	5,682,557	0.0064%
			62,003,357	2,690	17,865,540	0	0	79,871,587	0.0905%
77	704	Constellation Ins Holdings Grp							
		67172 Ohio Natl Life Ins Co	34,779,442	1,582,149	560,081	467,422	2,967,849	40,356,943	0.0457%
		89206 Ohio Natl Life Assur Corp	37,749,567	0	1,051,638	0	0	38,801,205	0.0440%
			72,529,009	1,582,149	1,611,719	467,422	2,967,849	79,158,148	0.0897%
78	451	FIDELITY SECURITY GRP							
		71870 Fidelity Security Life Ins Co	6,090,854	537,859	64,052,750	0	0	70,681,463	0.0801%
			6,090,854	537,859	64,052,750	0	0	70,681,463	0.0801%
79	300	HORACE MANN GRP							
		87963 National Teachers Assoc Life Ins Co	414,184	0	34,464,300	0	0	34,878,484	0.0395%
		64513 Horace Mann Life Ins Co	8,191,993	23,350,134	7,071	0	0	31,549,198	0.0358%
		65781 Madison Natl Life Ins Co Inc	368,968	394,332	3,333,226	0	0	4,096,526	0.0046%
			8,975,145	23,744,466	37,804,597	0	0	70,524,208	0.0799%

2022 CALIFORNIA LIFE & ANNUITY MARKET SHARE REPORT

Premium Written During The Calendar Year

Sorted by Group Market Share

Source: NAIC Database

Active companies only

Rec #	Group #	Group Name NAIC # Company Name	[1] Life Insurance	[2] Annuity Considerations	[3] Accident and Health	[4] Deposit Type Contracts	[5] Other Considerations	[6] Total Premium Sum of [1] thru [5]	[7] Market Share
80	525	PAN AMER LIFE GRP							
		67539 Pan Amer Life Ins Co	23,710,185	124,926	41,101,863	1,347	0	64,938,321	0.0736%
		93459 Pan Amer Assur Co	3,147,566	0	0	0	0	3,147,566	0.0036%
			26,857,751	124,926	41,101,863	1,347	0	68,085,887	0.0772%
81	60445	Sagicor Life Ins Co							
		60445 Sagicor Life Ins Co	4,292,398	59,635,620	1,536	2,434,577	0	66,364,131	0.0752%
			4,292,398	59,635,620	1,536	2,434,577	0	66,364,131	0.0752%
82	4213	Wilton Re Grp							
		69396 Texas Life Ins Co	38,699,426	0	0	0	0	38,699,426	0.0439%
		62413 Wilcac Life Ins Co	23,998,669	12,810	822,245	664,170	0	25,497,894	0.0289%
		60704 Wilton Reassur Life Co of NY	1,219,447	3,950	22,037	0	0	1,245,434	0.0014%
			63,917,542	16,760	844,282	664,170	0	65,442,754	0.0742%
83	315	INDUSTRIAL ALLIANCE GRP							
		91693 IA Amer Life Ins Co	23,515,033	3,258,988	5,814	0	0	26,779,835	0.0304%
		68594 American Amicable Life Ins Co Of TX	16,262,669	950,951	0	0	0	17,213,620	0.0195%
		67148 Occidental Life Ins Co Of NC	3,955,309	1,612,988	0	0	0	5,568,297	0.0063%
		14406 Industrial Alliance Ins & Fin Serv I	3,451,078	1,503,542	0	0	0	4,954,620	0.0056%
		67873 Pioneer Amer Ins Co	4,228,672	220,506	0	0	0	4,449,178	0.0050%
		67946 Pioneer Security Life Ins Co	821,353	540	0	0	0	821,893	0.0009%
			52,234,114	7,547,515	5,814	0	0	59,787,443	0.0678%
84	4888	Sterling Financial Ins Grp Inc							
		62952 SILAC Ins Co	25,396	56,193,056	670,370	0	0	56,888,822	0.0645%
		89184 Sterling Investors Life Ins Co	156,589	7,300	46,313	0	0	210,202	0.0002%
			181,985	56,200,356	716,683	0	0	57,099,024	0.0647%

2022 CALIFORNIA LIFE & ANNUITY MARKET SHARE REPORT

Premium Written During The Calendar Year

Sorted by Group Market Share

Source: NAIC Database

Active companies only

Rec #	Group #	Group Name NAIC # Company Name	[1] Life Insurance	[2] Annuity Considerations	[3] Accident and Health	[4] Deposit Type Contracts	[5] Other Considerations	[6] Total Premium Sum of [1] thru [5]	[7] Market Share
85	8	ALLSTATE INS GRP							
		60534 American Heritage Life Ins Co	6,520,251	5,580	40,137,198	0	0	46,663,029	0.0529%
		82538 National Hlth Ins Co	87,973	0	7,461,103	0	0	7,549,076	0.0086%
			6,608,224	5,580	47,598,301	0	0	54,212,105	0.0614%
86	4947	Prosperity Life Ins Grp							
		60183 S USA Life Ins Co Inc	3,346,709	50,275,494	24,463	0	0	53,646,666	0.0608%
			3,346,709	50,275,494	24,463	0	0	53,646,666	0.0608%
87	574	AMERCO CORP GRP							
		76112 Oxford Life Ins Co	3,038,621	45,532,190	259,367	0	0	48,830,178	0.0553%
			3,038,621	45,532,190	259,367	0	0	48,830,178	0.0553%
88	3527	American Enterprise Mut Grp							
		71480 Great Western Ins Co	39,465,075	1,166,552	0	0	0	40,631,627	0.0461%
		60836 American Republic Ins Co	248,267	0	186,490	0	0	434,757	0.0005%
		31119 Medico Ins Co	1,876	0	359,932	0	0	361,808	0.0004%
			39,715,218	1,166,552	546,422	0	0	41,428,192	0.0470%
89	98	WR Berkley Corp GRP							
		64890 Berkley Life & Hlth Ins Co	2,473	0	40,320,312	0	0	40,322,785	0.0457%
			2,473	0	40,320,312	0	0	40,322,785	0.0457%
90	661	BCBS of SC Grp							
		92444 Companion Life Ins Co of CA	25,609	0	35,839,479	0	0	35,865,088	0.0407%
			25,609	0	35,839,479	0	0	35,865,088	0.0407%

2022 CALIFORNIA LIFE & ANNUITY MARKET SHARE REPORT

Premium Written During The Calendar Year

Sorted by Group Market Share

Source: NAIC Database

Active companies only

Rec #	Group #	Group Name NAIC # Company Name	[1] Life Insurance	[2] Annuity Considerations	[3] Accident and Health	[4] Deposit Type Contracts	[5] Other Considerations	[6] Total Premium Sum of [1] thru [5]	[7] Market Share
91	64505	Homesteaders Life Co 64505 Homesteaders Life Co	34,871,995	590,608	0	0	0	35,462,603	0.0402%
			34,871,995	590,608	0	0	0	35,462,603	0.0402%
92	3436	Liberty Life Grp Trust Grp							
		68543 Liberty Bankers Life Ins Co	2,049,397	32,419,152	7,101	40,000	0	34,515,650	0.0391%
		61581 Capitol Life Ins Co	3,723	0	15,520	0	0	19,243	0.0000%
		66001 American Benefit Life Ins Co	5,144	2,285	0	0	0	7,429	0.0000%
			2,058,264	32,421,437	22,621	40,000	0	34,542,322	0.0392%
93	626	Chubb Ltd Grp							
		62146 Combined Ins Co Of Amer	8,179,414	0	26,207,069	0	0	34,386,483	0.0390%
			8,179,414	0	26,207,069	0	0	34,386,483	0.0390%
94	4903	Calton Holdings Grp							
		71390 Puritan Life Ins Co of Amer	432,426	28,104,347	50,594	453,328	0	29,040,695	0.0329%
		84530 US Financial Life Ins Co	5,053,794	0	0	0	0	5,053,794	0.0057%
			5,486,220	28,104,347	50,594	453,328	0	34,094,489	0.0386%
95	812	HIGHMARK GRP							
		93440 HM Life Ins Co	0	0	32,044,649	0	0	32,044,649	0.0363%
			0	0	32,044,649	0	0	32,044,649	0.0363%
96	4844	LIA Holdings Grp							
		60232 Lombard Intl Life Assur Co	676	30,914,922	0	0	0	30,915,598	0.0350%
			676	30,914,922	0	0	0	30,915,598	0.0350%

2022 CALIFORNIA LIFE & ANNUITY MARKET SHARE REPORT

Premium Written During The Calendar Year

Sorted by Group Market Share

Source: NAIC Database

Active companies only

Rec #	Group #	Group Name NAIC # Company Name	[1] Life Insurance	[2] Annuity Considerations	[3] Accident and Health	[4] Deposit Type Contracts	[5] Other Considerations	[6] Total Premium Sum of [1] thru [5]	[7] Market Share
97	588	KANSAS CITY LIFE INS GRP							
		65129 Kansas City Life Ins Co	17,606,760	6,025,993	1,923,977	724,617	0	26,281,347	0.0298%
		67199 Old Amer Ins Co	4,375,987	0	17,918	0	0	4,393,905	0.0050%
			21,982,747	6,025,993	1,941,895	724,617	0	30,675,252	0.0348%
98	4941	National Western Life Grp							
		66850 National Western Life Ins Co	17,152,460	12,885,359	0	0	0	30,037,819	0.0340%
		67393 Ozark Natl Life Ins Co	166,925	0	507	0	0	167,432	0.0002%
			17,319,385	12,885,359	507	0	0	30,205,251	0.0342%
99	781	UNION LABOR GRP							
		69744 Union Labor Life Ins Co	7,005,955	0	21,996,141	0	0	29,002,096	0.0329%
			7,005,955	0	21,996,141	0	0	29,002,096	0.0329%
100	93521	Granular Ins Co							
		93521 Granular Ins Co	0	0	26,670,523	0	0	26,670,523	0.0302%
			0	0	26,670,523	0	0	26,670,523	0.0302%
101	1117	Manhattan Life Grp							
		61883 ManhattanLife Ins & Ann Co	458,778	0	14,778,187	0	0	15,236,965	0.0173%
		85189 Western United Life Assur Co	212	6,934,837	68,959	0	0	7,004,008	0.0079%
		63053 Family Life Ins Co	1,762,096	0	387,854	0	0	2,149,950	0.0024%
		65870 Manhattan Life Ins Co	950,143	745,471	188,961	0	0	1,884,575	0.0021%
			3,171,229	7,680,308	15,423,961	0	0	26,275,498	0.0298%
102	23	BCS INS GRP							
		80985 4 Ever Life Ins Co	451,302	0	22,968,888	82,029	0	23,502,219	0.0266%
			451,302	0	22,968,888	82,029	0	23,502,219	0.0266%

2022 CALIFORNIA LIFE & ANNUITY MARKET SHARE REPORT

Premium Written During The Calendar Year

Sorted by Group Market Share

Source: NAIC Database

Active companies only

Rec #	Group #	Group Name NAIC # Company Name	[1] Life Insurance	[2] Annuity Considerations	[3] Accident and Health	[4] Deposit Type Contracts	[5] Other Considerations	[6] Total Premium Sum of [1] thru [5]	[7] Market Share
103	4862	Assurity Grp 71439 Assurity Life Ins Co	15,649,989	204,689	6,145,803	0	0	22,000,481	0.0249%
			15,649,989	204,689	6,145,803	0	0	22,000,481	0.0249%
104	4553	Savings Bank Life Grp 70435 The Savings Bank Mut Life Ins Co of	20,934,778	415,073	70,565	0	0	21,420,416	0.0243%
			20,934,778	415,073	70,565	0	0	21,420,416	0.0243%
105	215	Kemper Corp Grp 69930 United Ins Co Of Amer 68357 Reliable Life Ins Co	20,756,210 11,037	0 0	590,445 178	0 0	0 0	21,346,655 11,215	0.0242% 0.0000%
			20,767,247	0	590,623	0	0	21,357,870	0.0242%
106	7	FEDERATED MUT GRP 63258 Federated Life Ins Co	16,945,678	59,713	2,451,850	0	0	19,457,241	0.0221%
			16,945,678	59,713	2,451,850	0	0	19,457,241	0.0221%
107	5024	Fortitude Grp Holdings LLC Grp 86630 Fortitude Life Ins & Ann Co 90247 Fortitude US Reins Co	157,563 36,702	16,419,082 0	0 0	977,636 150	0 0	17,554,281 36,852	0.0199% 0.0000%
			194,265	16,419,082	0	977,786	0	17,591,133	0.0199%
108	367	PHYSICIANS MUT GRP 72125 Physicians Life Ins Co	14,383,138	900	1,315,291	169,298	0	15,868,627	0.0180%
			14,383,138	900	1,315,291	169,298	0	15,868,627	0.0180%
109	63290	Fidelity Life Assn A Legal Reserve L 63290 Fidelity Life Assn A Legal Reserve L	15,585,883	0	23,878	0	0	15,609,761	0.0177%
			15,585,883	0	23,878	0	0	15,609,761	0.0177%

2022 CALIFORNIA LIFE & ANNUITY MARKET SHARE REPORT

Premium Written During The Calendar Year

Sorted by Group Market Share

Source: NAIC Database

Active companies only

Rec #	Group #	Group Name NAIC # Company Name	[1] Life Insurance	[2] Annuity Considerations	[3] Accident and Health	[4] Deposit Type Contracts	[5] Other Considerations	[6] Total Premium Sum of [1] thru [5]	[7] Market Share
110	5016	Aquarian Ins Holdings Grp 64904 Investors Heritage Life Ins Co	25,838	15,497,962	0	0	0	15,523,800	0.0176%
			25,838	15,497,962	0	0	0	15,523,800	0.0176%
111	4639	RGA Inc Grp							
		93572 RGA Reins Co	0	0	11,961,863	0	0	11,961,863	0.0136%
		61182 Aurora Natl Life Assur Co	1,886,346	0	0	-198,244	0	1,688,102	0.0019%
			1,886,346	0	11,961,863	-198,244	0	13,649,965	0.0155%
112	68772	Security Mut Life Ins Co Of NY 68772 Security Mut Life Ins Co Of NY	12,761,593	2,200	9,535	0	0	12,773,328	0.0145%
			12,761,593	2,200	9,535	0	0	12,773,328	0.0145%
113	60216	Amalgamated Life Ins Co 60216 Amalgamated Life Ins Co	186,941	0	10,863,167	0	0	11,050,108	0.0125%
			186,941	0	10,863,167	0	0	11,050,108	0.0125%
114	69310	Surety Life Ins Co 69310 Surety Life Ins Co	10,272,485	83,930	5,990	0	0	10,362,405	0.0117%
			10,272,485	83,930	5,990	0	0	10,362,405	0.0117%
115	454	SECURITY NATL GRP 69485 Security Natl Life Ins Co	9,702,514	607,414	846	10,832	0	10,321,606	0.0117%
			9,702,514	607,414	846	10,832	0	10,321,606	0.0117%
116	5021	OneMain Holdings Inc Grp 60518 American Hlth & Life Ins Co	6,495,209	0	3,194,684	22,241	0	9,712,134	0.0110%
			6,495,209	0	3,194,684	22,241	0	9,712,134	0.0110%

2022 CALIFORNIA LIFE & ANNUITY MARKET SHARE REPORT

Premium Written During The Calendar Year

Sorted by Group Market Share

Source: NAIC Database

Active companies only

Rec #	Group #	Group Name NAIC # Company Name	[1] Life Insurance	[2] Annuity Considerations	[3] Accident and Health	[4] Deposit Type Contracts	[5] Other Considerations	[6] Total Premium Sum of [1] thru [5]	[7] Market Share
117	181	SWISS RE GRP							
		73504 Lumico Life Ins Co	9,410,120	0	109,199	0	0	9,519,319	0.0108%
		85561 Elips Life Ins Co	10,790	0	7,033	0	0	17,823	0.0000%
			9,420,910	0	116,232	0	0	9,537,142	0.0108%
118	244	CINCINNATI FIN GRP							
		76236 The Cincinnati Life Ins Co	9,153,001	155,403	15,019	0	0	9,323,423	0.0106%
			9,153,001	155,403	15,019	0	0	9,323,423	0.0106%
119	77879	5 Star Life Ins Co							
		77879 5 Star Life Ins Co	6,552,268	0	657,722	0	0	7,209,990	0.0082%
			6,552,268	0	657,722	0	0	7,209,990	0.0082%
120	535	COLUMBIAN LIFE GRP							
		76023 Columbian Life Ins Co	6,975,161	0	0	0	0	6,975,161	0.0079%
		62103 Columbian Mut Life Ins Co	183,234	3,295	12,896	0	0	199,425	0.0002%
			7,158,395	3,295	12,896	0	0	7,174,586	0.0081%
121	572	BCBS OF MI GRP							
		77720 LifeSecure Ins Co	240,828	86,586	6,379,624	0	0	6,707,038	0.0076%
			240,828	86,586	6,379,624	0	0	6,707,038	0.0076%
122	28	AMICA MUT GRP							
		72222 Amica Life Ins Co	6,297,622	80,821	0	0	0	6,378,443	0.0072%
			6,297,622	80,821	0	0	0	6,378,443	0.0072%
123	4955	Powell Ins Grp							
		78662 Senior Life Ins Co	6,016,434	0	0	0	0	6,016,434	0.0068%
			6,016,434	0	0	0	0	6,016,434	0.0068%

2022 CALIFORNIA LIFE & ANNUITY MARKET SHARE REPORT

Premium Written During The Calendar Year

Sorted by Group Market Share

Source: NAIC Database

Active companies only

Rec #	Group #	Group Name NAIC # Company Name	[1] Life Insurance	[2] Annuity Considerations	[3] Accident and Health	[4] Deposit Type Contracts	[5] Other Considerations	[6] Total Premium Sum of [1] thru [5]	[7] Market Share
124	1186	Lifetime HlthCare Grp 69515 Medamerica Ins Co	0	0	5,744,279	0	0	5,744,279	0.0065%
			0	0	5,744,279	0	0	5,744,279	0.0065%
125	542	INDIANA FARM BUREAU Grp 69892 United Farm Family Life Ins Co 69922 United Home Life Ins Co	3,827,482	25	0	0	0	3,827,507	0.0043%
			957,569	0	5,579	0	0	963,148	0.0011%
			4,785,051	25	5,579	0	0	4,790,655	0.0054%
126	4712	GPM Life Grp 63967 Government Personnel Mut Life Ins Co 67059 GPM Hlth & Life Ins Co	3,333,791	7,426	39,015	0	0	3,380,232	0.0038%
			986,109	69,548	70,979	0	0	1,126,636	0.0013%
			4,319,900	76,974	109,994	0	0	4,506,868	0.0051%
127	615	BENEFICIAL LIFE GRP 61395 Beneficial Life Ins Co	4,131,077	150,267	0	21	0	4,281,365	0.0049%
			4,131,077	150,267	0	21	0	4,281,365	0.0049%
128	11121	Unified Life Ins Co 11121 Unified Life Ins Co	386,138	591	3,871,531	0	0	4,258,260	0.0048%
			386,138	591	3,871,531	0	0	4,258,260	0.0048%
129	581	BOSTON MUT GRP 61476 Boston Mut Life Ins Co	2,694,376	0	1,485,548	0	0	4,179,924	0.0047%
			2,694,376	0	1,485,548	0	0	4,179,924	0.0047%
130	2878	United Heritage Mut Grp 63983 United Heritage Life Ins Co	2,885,438	1,005,926	70,903	233	0	3,962,500	0.0045%
			2,885,438	1,005,926	70,903	233	0	3,962,500	0.0045%

2022 CALIFORNIA LIFE & ANNUITY MARKET SHARE REPORT

Premium Written During The Calendar Year

Sorted by Group Market Share

Source: NAIC Database

Active companies only

Rec #	Group #	Group Name NAIC # Company Name	[1] Life Insurance	[2] Annuity Considerations	[3] Accident and Health	[4] Deposit Type Contracts	[5] Other Considerations	[6] Total Premium Sum of [1] thru [5]	[7] Market Share
131	67180	Ohio State Life Ins Co 67180 Ohio State Life Ins Co	1,926,177	1,899,226	0	155	0	3,825,558	0.0043%
			1,926,177	1,899,226	0	155	0	3,825,558	0.0043%
132	917	HCSC GRP 71129 Dearborn Life Ins Co	1,047,938	0	2,157,401	557,769	0	3,763,108	0.0043%
			1,047,938	0	2,157,401	557,769	0	3,763,108	0.0043%
133	477	Renaissance Hlth Serv Corp Grp 61700 Renaissance Life & Hlth Ins Co of Am	7,467	0	3,607,357	0	0	3,614,824	0.0041%
			7,467	0	3,607,357	0	0	3,614,824	0.0041%
134	687	GUARANTEE TRUST GRP 64211 Guarantee Trust Life Ins Co	1,748,927	6,406	1,805,069	2,684	0	3,563,086	0.0040%
			1,748,927	6,406	1,805,069	2,684	0	3,563,086	0.0040%
135	2858	Homesield Capital Grp 81779 Individual Assur Co Life Hlth & Acc 99724 LifeShield Natl Ins Co	0	0	2,701,754	0	0	2,701,754	0.0031%
			231,664	0	389,467	0	0	621,131	0.0007%
			231,664	0	3,091,221	0	0	3,322,885	0.0038%
136	71404	Continental Gen Ins Co 71404 Continental Gen Ins Co	119,179	401,881	2,672,732	0	0	3,193,792	0.0036%
			119,179	401,881	2,672,732	0	0	3,193,792	0.0036%
137	61212	Baltimore Life Ins Co 61212 Baltimore Life Ins Co	2,693,760	0	4,903	428,149	0	3,126,812	0.0035%
			2,693,760	0	4,903	428,149	0	3,126,812	0.0035%

2022 CALIFORNIA LIFE & ANNUITY MARKET SHARE REPORT

Premium Written During The Calendar Year

Sorted by Group Market Share

Source: NAIC Database

Active companies only

Rec #	Group #	Group Name NAIC # Company Name	[1] Life Insurance	[2] Annuity Considerations	[3] Accident and Health	[4] Deposit Type Contracts	[5] Other Considerations	[6] Total Premium Sum of [1] thru [5]	[7] Market Share
138	90638	Best Life & Hlth Ins Co 90638 Best Life & Hlth Ins Co	201,807	0	2,408,398	0	0	2,610,205	0.0030%
			201,807	0	2,408,398	0	0	2,610,205	0.0030%
139	801	DIRECTORS INVESTMENT GRP 99775 Funeral Directors Life Ins Co	1,369,895	1,157,591	0	0	0	2,527,486	0.0029%
			1,369,895	1,157,591	0	0	0	2,527,486	0.0029%
140	4877	TWA & AMFI Corp Grp 69566 Trans World Assur Co 60429 American Fidelity Life Ins Co	1,635,032 454,264	112,247 72,838	0 0	0 0	0 0	1,747,279 527,102	0.0020% 0.0006%
			2,089,296	185,085	0	0	0	2,274,381	0.0026%
141	520	NEW ERA LIFE GRP 67784 Philadelphia Amer Life Ins Co 69698 New Era Life Ins Co Of Midwest 78743 New Era Life Ins Co	0 7,829 1,426	0 1,300 0	2,210,409 0 0	0 6,872 660	0 0 0	2,210,409 16,001 2,086	0.0025% 0.0000% 0.0000%
			9,255	1,300	2,210,409	7,532	0	2,228,496	0.0025%
142	350	General Electric Grp 62596 Union Fidelity Life Ins Co	582,177	0	1,505,466	0	0	2,087,643	0.0024%
			582,177	0	1,505,466	0	0	2,087,643	0.0024%
143	473	AMERICAN FAMILY INS GRP 60399 American Family Life Ins Co	1,991,916	7,200	0	0	0	1,999,116	0.0023%
			1,991,916	7,200	0	0	0	1,999,116	0.0023%

2022 CALIFORNIA LIFE & ANNUITY MARKET SHARE REPORT

Premium Written During The Calendar Year

Sorted by Group Market Share

Source: NAIC Database

Active companies only

Rec #	Group #	Group Name NAIC # Company Name	[1] Life Insurance	[2] Annuity Considerations	[3] Accident and Health	[4] Deposit Type Contracts	[5] Other Considerations	[6] Total Premium Sum of [1] thru [5]	[7] Market Share
144	69272	Ibexis Life & Ann Ins Co 69272 Ibexis Life & Ann Ins Co	1,722,597	274,372	0	0	0	1,996,969	0.0023%
			1,722,597	274,372	0	0	0	1,996,969	0.0023%
145	344	CHURCH PENSION FUND GRP 61875 Church Life Ins Corp	1,632,682	355,100	0	0	0	1,987,782	0.0023%
			1,632,682	355,100	0	0	0	1,987,782	0.0023%
146	4966	Insurance Capital Grp 63223 Federal Life Ins Co	1,553,960	9,900	11,575	0	0	1,575,435	0.0018%
			1,553,960	9,900	11,575	0	0	1,575,435	0.0018%
147	93777	Revol One Ins Co 93777 Revol One Ins Co	1,320,066	0	14,912	0	0	1,334,978	0.0015%
			1,320,066	0	14,912	0	0	1,334,978	0.0015%
148	62154	Ladder Life Ins Co 62154 Ladder Life Ins Co	1,254,006	0	0	0	0	1,254,006	0.0014%
			1,254,006	0	0	0	0	1,254,006	0.0014%
149	55	AUTOMOBILE CLUB MI GRP 84522 Auto Club Life Ins Co	963,770	274,914	6,285	0	0	1,244,969	0.0014%
			963,770	274,914	6,285	0	0	1,244,969	0.0014%
150	63819	Unity Financial Life Ins Co 63819 Unity Financial Life Ins Co	1,241,888	0	0	0	0	1,241,888	0.0014%
			1,241,888	0	0	0	0	1,241,888	0.0014%

2022 CALIFORNIA LIFE & ANNUITY MARKET SHARE REPORT

Premium Written During The Calendar Year

Sorted by Group Market Share

Source: NAIC Database

Active companies only

Rec #	Group #	Group Name NAIC # Company Name	[1] Life Insurance	[2] Annuity Considerations	[3] Accident and Health	[4] Deposit Type Contracts	[5] Other Considerations	[6] Total Premium Sum of [1] thru [5]	[7] Market Share
151	67423	Aspida Life Ins Co 67423 Aspida Life Ins Co	0	1,150,000	0	0	0	1,150,000	0.0013%
			0	1,150,000	0	0	0	1,150,000	0.0013%
152	64580	Illinois Mut Life Ins Co 64580 Illinois Mut Life Ins Co	985,120	0	107,662	0	0	1,092,782	0.0012%
			985,120	0	107,662	0	0	1,092,782	0.0012%
153	150	OLD REPUBLIC GRP 67261 Old Republic Life Ins Co	1,090,760	0	775	0	0	1,091,535	0.0012%
			1,090,760	0	775	0	0	1,091,535	0.0012%
154	62928	EMC Natl Life Co 62928 EMC Natl Life Co	969,322	86,145	571	3,484	0	1,059,522	0.0012%
			969,322	86,145	571	3,484	0	1,059,522	0.0012%
155	84174	ELCO Mut Life & Ann 84174 ELCO Mut Life & Ann	9,942	725,823	0	184,562	0	920,327	0.0010%
			9,942	725,823	0	184,562	0	920,327	0.0010%
156	71471	Ability Ins Co 71471 Ability Ins Co	7,237	0	708,634	0	0	715,871	0.0008%
			7,237	0	708,634	0	0	715,871	0.0008%
157	5026	21st Century Life & Health Co Grp 65080 John Alden Life Ins Co	419,229	210	288,196	0	0	707,635	0.0008%
			419,229	210	288,196	0	0	707,635	0.0008%

2022 CALIFORNIA LIFE & ANNUITY MARKET SHARE REPORT

Premium Written During The Calendar Year

Sorted by Group Market Share

Source: NAIC Database

Active companies only

Rec #	Group #	Group Name NAIC # Company Name	[1] Life Insurance	[2] Annuity Considerations	[3] Accident and Health	[4] Deposit Type Contracts	[5] Other Considerations	[6] Total Premium Sum of [1] thru [5]	[7] Market Share
158	440	REGAL REINS GRP 66265 Monarch Life Ins Co	53,954	0	443,842	0	0	497,796	0.0006%
			53,954	0	443,842	0	0	497,796	0.0006%
159	19	Assurant Inc Grp 60275 American Bankers Life Assur Co Of FL	180,391	0	69,604	0	0	249,995	0.0003%
			180,391	0	69,604	0	0	249,995	0.0003%
160	5050	Life & Specialty Ventures LLC Grp 97985 LifeMap Assur Co	164,922	0	18,999	0	0	183,921	0.0002%
			164,922	0	18,999	0	0	183,921	0.0002%
161	730	MEDICAL MUT OF OH GRP 68462 Reserve Natl Ins Co	26,982	0	122,124	0	0	149,106	0.0002%
			26,982	0	122,124	0	0	149,106	0.0002%
162	31	BERKSHIRE HATHAWAY GRP 97764 Idealife Ins Co 82880 CSI Life Ins Co 76007 Old United Life Ins Co	86,618	1,156	0	0	0	87,774	0.0001%
			4,826	0	0	0	0	4,826	0.0000%
			400	0	0	0	0	400	0.0000%
			91,844	1,156	0	0	0	93,000	0.0001%
163	690	CENTRAL STATES GRP 61751 Central States H & L Co Of Omaha	28,612	0	41,490	0	0	70,102	0.0001%
			28,612	0	41,490	0	0	70,102	0.0001%
164	629	PLATEAU GRP 97152 Plateau Ins Co	23,012	0	41,983	0	0	64,995	0.0001%
			23,012	0	41,983	0	0	64,995	0.0001%

2022 CALIFORNIA LIFE & ANNUITY MARKET SHARE REPORT

Premium Written During The Calendar Year

Sorted by Group Market Share

Source: NAIC Database

Active companies only

Rec #	Group #	Group Name NAIC # Company Name	[1] Life Insurance	[2] Annuity Considerations	[3] Accident and Health	[4] Deposit Type Contracts	[5] Other Considerations	[6] Total Premium Sum of [1] thru [5]	[7] Market Share
165	4968	Brickell Grp 65951 Merit Life Ins Co	12,660	0	-2,467	0	0	10,193	0.0000%
			12,660	0	-2,467	0	0	10,193	0.0000%
166	42129	United Security Assur Co Of PA 42129 United Security Assur Co Of PA	0	0	8,741	0	0	8,741	0.0000%
			0	0	8,741	0	0	8,741	0.0000%
167	5045	Dayforward Inc Grp 81426 Commercial Travelers Life Ins Co	0	0	7,702	0	0	7,702	0.0000%
			0	0	7,702	0	0	7,702	0.0000%
168	70955	USA Life One Ins Co Of IN 70955 USA Life One Ins Co Of IN	494	0	0	0	0	494	0.0000%
			494	0	0	0	0	494	0.0000%
169	158	FAIRFAX FIN GRP 81442 Monitor Life Ins Co Of NY	232	0	0	0	0	232	0.0000%
			232	0	0	0	0	232	0.0000%

Total:	20,977,366,842	35,451,512,100	17,743,137,565	3,570,387,293	10,480,156,413	88,222,560,213	100.0000%
--------	----------------	----------------	----------------	---------------	----------------	----------------	-----------

2022 CALIFORNIA LIFE & ANNUITY MARKET SHARE REPORT

Premium Written During The Calendar Year

Sorted by Group Name

Source: NAIC Database

Active companies only

Rec #	Group #	Group Name NAIC # Company Name	[1] Life Insurance	[2] Annuity Considerations	[3] Accident and Health	[4] Deposit Type Contracts	[5] Other Considerations	[6] Total Premium Sum of [1] thru [5]	[7] Market Share
1	5026	21st Century Life & Health Co Grp 65080 John Alden Life Ins Co	419,229	210	288,196	0	0	707,635	0.0008%
			419,229	210	288,196	0	0	707,635	0.0008%
2	77879	5 Star Life Ins Co 77879 5 Star Life Ins Co	6,552,268	0	657,722	0	0	7,209,990	0.0082%
			6,552,268	0	657,722	0	0	7,209,990	0.0082%
3	4853	AAA Life Grp 71854 AAA Life Ins Co	338,118,078	96,327,653	15,864,481	490,965	0	450,801,177	0.5110%
			338,118,078	96,327,653	15,864,481	490,965	0	450,801,177	0.5110%
4	71471	Ability Ins Co 71471 Ability Ins Co	7,237	0	708,634	0	0	715,871	0.0008%
			7,237	0	708,634	0	0	715,871	0.0008%
5	4824	Advantage Capital Grp 68802 Sentinel Security Life Ins Co	2,276,913	209,787,397	75,220	1,881,259	0	214,020,789	0.2426%
			2,276,913	209,787,397	75,220	1,881,259	0	214,020,789	0.2426%
6	468	Aegon US Holding Grp 86231 Transamerica Life Ins Co 70688 Transamerica Financial Life Ins Co	1,097,294,014 870,478	120,374,160 1,499,146	132,998,531 276,441	190,720 0	504,407,682 1,015,537,939	1,855,265,107 1,018,184,004	2.1029% 1.1541%
			1,098,164,492	121,873,306	133,274,972	190,720	1,519,945,621	2,873,449,111	3.2570%

2022 CALIFORNIA LIFE & ANNUITY MARKET SHARE REPORT

Premium Written During The Calendar Year

Sorted by Group Name

Source: NAIC Database

Active companies only

Rec #	Group #	Group Name NAIC # Company Name	[1] Life Insurance	[2] Annuity Considerations	[3] Accident and Health	[4] Deposit Type Contracts	[5] Other Considerations	[6] Total Premium Sum of [1] thru [5]	[7] Market Share
7	370	AFLAC Grp							
		60380 American Family Life Assur Co of Col	26,423,182	0	331,140,634	0	0	357,563,816	0.4053%
		71730 Continental Amer Ins Co	2,540,790	0	66,335,239	0	0	68,876,029	0.0781%
		92908 Tier One Ins Co	223	0	731,906	0	0	732,129	0.0008%
			28,964,195	0	398,207,779	0	0	427,171,974	0.4842%
8	761	ALLIANZ INS GRP							
		90611 Allianz Life Ins Co Of N Amer	299,894,882	1,653,362,372	8,884,597	0	0	1,962,141,851	2.2241%
			299,894,882	1,653,362,372	8,884,597	0	0	1,962,141,851	2.2241%
9	8	ALLSTATE INS GRP							
		60534 American Heritage Life Ins Co	6,520,251	5,580	40,137,198	0	0	46,663,029	0.0529%
		82538 National Hlth Ins Co	87,973	0	7,461,103	0	0	7,549,076	0.0086%
			6,608,224	5,580	47,598,301	0	0	54,212,105	0.0614%
10	60216	Amalgamated Life Ins Co							
		60216 Amalgamated Life Ins Co	186,941	0	10,863,167	0	0	11,050,108	0.0125%
			186,941	0	10,863,167	0	0	11,050,108	0.0125%
11	574	AMERCO CORP GRP							
		76112 Oxford Life Ins Co	3,038,621	45,532,190	259,367	0	0	48,830,178	0.0553%
			3,038,621	45,532,190	259,367	0	0	48,830,178	0.0553%
12	3527	American Enterprise Mut Grp							
		71480 Great Western Ins Co	39,465,075	1,166,552	0	0	0	40,631,627	0.0461%
		60836 American Republic Ins Co	248,267	0	186,490	0	0	434,757	0.0005%
		31119 Medico Ins Co	1,876	0	359,932	0	0	361,808	0.0004%
			39,715,218	1,166,552	546,422	0	0	41,428,192	0.0470%

2022 CALIFORNIA LIFE & ANNUITY MARKET SHARE REPORT

Premium Written During The Calendar Year

Sorted by Group Name

Source: NAIC Database

Active companies only

Rec #	Group #	Group Name NAIC # Company Name	[1] Life Insurance	[2] Annuity Considerations	[3] Accident and Health	[4] Deposit Type Contracts	[5] Other Considerations	[6] Total Premium Sum of [1] thru [5]	[7] Market Share
13	2658	American Equity Investment Grp							
		92738 American Equity Invest Life Ins Co	9,538	142,058,298	0	357,999	0	142,425,835	0.1614%
		13183 Eagle Life Ins Co	0	22,276,129	0	0	0	22,276,129	0.0252%
		71323 Entrada Life Ins Co	957	0	0	0	0	957	0.0000%
			10,495	164,334,427	0	357,999	0	164,702,921	0.1867%
14	473	AMERICAN FAMILY INS GRP							
		60399 American Family Life Ins Co	1,991,916	7,200	0	0	0	1,999,116	0.0023%
			1,991,916	7,200	0	0	0	1,999,116	0.0023%
15	330	AMERICAN FIDELITY CORP GRP							
		60410 American Fidelity Assur Co	58,045,518	121,975,554	221,789,147	0	0	401,810,219	0.4555%
		60801 American Public Life Ins Co	22,178	0	1,911,342	0	0	1,933,520	0.0022%
			58,067,696	121,975,554	223,700,489	0	0	403,743,739	0.4576%
16	12	AMERICAN INTL GRP							
		60488 American Gen Life Ins Co	590,873,878	2,049,808,503	4,577,141	51,577,406	0	2,696,836,928	3.0569%
		70238 Variable Ann Life Ins Co	0	274,712,456	0	33,629,252	0	308,341,708	0.3495%
		70106 United States Life Ins Co in the Cit	2,287,881	1,206,097	1,184,572	0	0	4,678,550	0.0053%
			593,161,759	2,325,727,056	5,761,713	85,206,658	0	3,009,857,186	3.4117%
17	4	Ameriprise Fin Grp							
		65005 RiverSource Life Ins Co	122,687,612	370,012,366	24,161,404	581,071	0	517,442,453	0.5865%
			122,687,612	370,012,366	24,161,404	581,071	0	517,442,453	0.5865%
18	943	Ameritas Mut Holding GRP							
		61301 Ameritas Life Ins Corp	113,331,701	179,334,617	126,333,331	10,333,789	0	429,333,438	0.4866%
			113,331,701	179,334,617	126,333,331	10,333,789	0	429,333,438	0.4866%

2022 CALIFORNIA LIFE & ANNUITY MARKET SHARE REPORT

Premium Written During The Calendar Year

Sorted by Group Name

Source: NAIC Database

Active companies only

Rec #	Group #	Group Name NAIC # Company Name	[1] Life Insurance	[2] Annuity Considerations	[3] Accident and Health	[4] Deposit Type Contracts	[5] Other Considerations	[6] Total Premium Sum of [1] thru [5]	[7] Market Share
19	28	AMICA MUT GRP 72222 Amica Life Ins Co	6,297,622	80,821	0	0	0	6,378,443	0.0072%
			6,297,622	80,821	0	0	0	6,378,443	0.0072%
20	4734	Apollo Global Mgmt Grp							
		61689 Athene Ann & Life Co	5,836,157	3,451,926,446	34,377	135,866	0	3,457,932,846	3.9196%
		80942 Venerable Ins & Ann Co	1,280,794	4,790,581	252	0	0	6,071,627	0.0069%
		61492 Athene Annuity & Life Assur Co	2,477,287	36,047	509,402	0	0	3,022,736	0.0034%
		68039 Athene Ann & Life Assur Co of NY	263,314	150,589	0	0	0	413,903	0.0005%
			9,857,552	3,456,903,663	544,031	135,866	0	3,467,441,112	3.9303%
21	5016	Aquarian Ins Holdings Grp							
		64904 Investors Heritage Life Ins Co	25,838	15,497,962	0	0	0	15,523,800	0.0176%
			25,838	15,497,962	0	0	0	15,523,800	0.0176%
22	67423	Aspida Life Ins Co							
		67423 Aspida Life Ins Co	0	1,150,000	0	0	0	1,150,000	0.0013%
			0	1,150,000	0	0	0	1,150,000	0.0013%
23	19	Assurant Inc Grp							
		60275 American Bankers Life Assur Co Of FL	180,391	0	69,604	0	0	249,995	0.0003%
			180,391	0	69,604	0	0	249,995	0.0003%
24	4862	Assurity Grp							
		71439 Assurity Life Ins Co	15,649,989	204,689	6,145,803	0	0	22,000,481	0.0249%
			15,649,989	204,689	6,145,803	0	0	22,000,481	0.0249%

2022 CALIFORNIA LIFE & ANNUITY MARKET SHARE REPORT

Premium Written During The Calendar Year

Sorted by Group Name

Source: NAIC Database

Active companies only

Rec #	Group #	Group Name NAIC # Company Name	[1] Life Insurance	[2] Annuity Considerations	[3] Accident and Health	[4] Deposit Type Contracts	[5] Other Considerations	[6] Total Premium Sum of [1] thru [5]	[7] Market Share
25	55	AUTOMOBILE CLUB MI GRP 84522 Auto Club Life Ins Co	963,770	274,914	6,285	0	0	1,244,969	0.0014%
			963,770	274,914	6,285	0	0	1,244,969	0.0014%
26	61212	Baltimore Life Ins Co 61212 Baltimore Life Ins Co	2,693,760	0	4,903	428,149	0	3,126,812	0.0035%
			2,693,760	0	4,903	428,149	0	3,126,812	0.0035%
27	872	BANNER LIFE GRP 94250 Banner Life Ins Co	135,494,418	100,867,791	1,165,538	750,442	0	238,278,189	0.2701%
			135,494,418	100,867,791	1,165,538	750,442	0	238,278,189	0.2701%
28	4988	Bayview Asset Management Grp 68446 Oceanview Life & Annuity Co	6,493	84,910,118	6,127	0	0	84,922,738	0.0963%
			6,493	84,910,118	6,127	0	0	84,922,738	0.0963%
29	572	BCBS OF MI GRP 77720 LifeSecure Ins Co	240,828	86,586	6,379,624	0	0	6,707,038	0.0076%
			240,828	86,586	6,379,624	0	0	6,707,038	0.0076%
30	661	BCBS of SC Grp 92444 Companion Life Ins Co of CA	25,609	0	35,839,479	0	0	35,865,088	0.0407%
			25,609	0	35,839,479	0	0	35,865,088	0.0407%
31	23	BCS INS GRP 80985 4 Ever Life Ins Co	451,302	0	22,968,888	82,029	0	23,502,219	0.0266%
			451,302	0	22,968,888	82,029	0	23,502,219	0.0266%

2022 CALIFORNIA LIFE & ANNUITY MARKET SHARE REPORT

Premium Written During The Calendar Year

Sorted by Group Name

Source: NAIC Database

Active companies only

Rec #	Group #	Group Name NAIC # Company Name	[1] Life Insurance	[2] Annuity Considerations	[3] Accident and Health	[4] Deposit Type Contracts	[5] Other Considerations	[6] Total Premium Sum of [1] thru [5]	[7] Market Share
32	615	BENEFICIAL LIFE GRP 61395 Beneficial Life Ins Co	4,131,077	150,267	0	21	0	4,281,365	0.0049%
			4,131,077	150,267	0	21	0	4,281,365	0.0049%
33	31	BERKSHIRE HATHAWAY GRP 97764 Idealife Ins Co 82880 CSI Life Ins Co 76007 Old United Life Ins Co	86,618 4,826 400	1,156 0 0	0 0 0	0 0 0	0 0 0	87,774 4,826 400	0.0001% 0.0000% 0.0000%
			91,844	1,156	0	0	0	93,000	0.0001%
34	90638	Best Life & Hlth Ins Co 90638 Best Life & Hlth Ins Co	201,807	0	2,408,398	0	0	2,610,205	0.0030%
			201,807	0	2,408,398	0	0	2,610,205	0.0030%
35	2798	Blue Shield of CA Grp 61557 Blue Shield of CA Life & Hlth Ins Co	10,463,043	0	213,825,455	0	0	224,288,498	0.2542%
			10,463,043	0	213,825,455	0	0	224,288,498	0.2542%
36	581	BOSTON MUT GRP 61476 Boston Mut Life Ins Co	2,694,376	0	1,485,548	0	0	4,179,924	0.0047%
			2,694,376	0	1,485,548	0	0	4,179,924	0.0047%
37	4968	Brickell Grp 65951 Merit Life Ins Co	12,660	0	-2,467	0	0	10,193	0.0000%
			12,660	0	-2,467	0	0	10,193	0.0000%

2022 CALIFORNIA LIFE & ANNUITY MARKET SHARE REPORT

Premium Written During The Calendar Year

Sorted by Group Name

Source: NAIC Database

Active companies only

Rec #	Group #	Group Name NAIC # Company Name	[1] Life Insurance	[2] Annuity Considerations	[3] Accident and Health	[4] Deposit Type Contracts	[5] Other Considerations	[6] Total Premium Sum of [1] thru [5]	[7] Market Share
38	4932	Brighthouse Holdings Grp							
		87726 Brighthouse Life Ins Co	187,056,011	932,590,897	9,004,450	0	27,500	1,128,678,858	1.2794%
		91626 New England Life Ins Co	8,966,860	214,196	33,939	0	0	9,214,995	0.0104%
			196,022,871	932,805,093	9,038,389	0	27,500	1,137,893,853	1.2898%
39	408	Brookfield Asset Mgmt Reins Partners Ltd Grp							
		60739 American Natl Ins Co	111,222,443	204,401,784	805,321	7,931,081	0	324,360,629	0.3677%
		86355 Standard Life & Accident Ins Co	630,684	13,027	6,411,823	0	0	7,055,534	0.0080%
		71773 American Natl Life Ins Co Of TX	176,715	0	3,790,331	0	0	3,967,046	0.0045%
		63657 Garden State Life Ins Co	1,051,092	0	214,478	0	0	1,265,570	0.0014%
			113,080,934	204,414,811	11,221,953	7,931,081	0	336,648,779	0.3816%
40	4903	Calton Holdings Grp							
		71390 Puritan Life Ins Co of Amer	432,426	28,104,347	50,594	453,328	0	29,040,695	0.0329%
		84530 US Financial Life Ins Co	5,053,794	0	0	0	0	5,053,794	0.0057%
			5,486,220	28,104,347	50,594	453,328	0	34,094,489	0.0386%
41	1295	CENTENE CORP GRP							
		66141 Health Net Life Ins Co	856,178	0	932,276,695	0	0	933,132,873	1.0577%
			856,178	0	932,276,695	0	0	933,132,873	1.0577%
42	690	CENTRAL STATES GRP							
		61751 Central States H & L Co Of Omaha	28,612	0	41,490	0	0	70,102	0.0001%
			28,612	0	41,490	0	0	70,102	0.0001%
43	626	Chubb Ltd Grp							
		62146 Combined Ins Co Of Amer	8,179,414	0	26,207,069	0	0	34,386,483	0.0390%
			8,179,414	0	26,207,069	0	0	34,386,483	0.0390%

2022 CALIFORNIA LIFE & ANNUITY MARKET SHARE REPORT

Premium Written During The Calendar Year

Sorted by Group Name

Source: NAIC Database

Active companies only

Rec #	Group #	Group Name NAIC # Company Name	[1] Life Insurance	[2] Annuity Considerations	[3] Accident and Health	[4] Deposit Type Contracts	[5] Other Considerations	[6] Total Premium Sum of [1] thru [5]	[7] Market Share
44	344	CHURCH PENSION FUND GRP 61875 Church Life Ins Corp	1,632,682	355,100	0	0	0	1,987,782	0.0023%
			1,632,682	355,100	0	0	0	1,987,782	0.0023%
45	901	CIGNA HLTH GRP							
		67369 Cigna Hlth & Life Ins Co	22,038	0	1,793,622,852	16,097	0	1,793,660,987	2.0331%
		65722 Loyal Amer Life Ins Co	166,852	16,197	35,211,758	1,811	0	35,396,618	0.0401%
		62308 Connecticut Gen Life Ins Co	20,657,350	-70,902	5,704,862	561,782	0	26,853,092	0.0304%
		88366 American Retirement Life Ins Co	0	0	873,348	0	0	873,348	0.0010%
		77399 Sterling Life Ins Co	7,225	0	419,177	0	0	426,402	0.0005%
		67903 Provident Amer Life & Hlth Ins Co	1,443	0	9,345	0	0	10,788	0.0000%
			20,854,908	-54,705	1,835,841,342	579,690	0	1,857,221,235	2.1052%
46	244	CINCINNATI FIN GRP							
		76236 The Cincinnati Life Ins Co	9,153,001	155,403	15,019	0	0	9,323,423	0.0106%
			9,153,001	155,403	15,019	0	0	9,323,423	0.0106%
47	233	CNO Financial Grp							
		61263 Bankers Life & Cas Co	37,628,121	54,221,345	34,178,841	0	0	126,028,307	0.1429%
		62065 Colonial Penn Life Ins Co	27,084,257	0	18,919,857	0	0	46,004,114	0.0521%
		70319 Washington Natl Ins Co	6,652,454	293,859	24,107,103	0	0	31,053,416	0.0352%
			71,364,832	54,515,204	77,205,801	0	0	203,085,837	0.2302%
48	535	COLUMBIAN LIFE GRP							
		76023 Columbian Life Ins Co	6,975,161	0	0	0	0	6,975,161	0.0079%
		62103 Columbian Mut Life Ins Co	183,234	3,295	12,896	0	0	199,425	0.0002%
			7,158,395	3,295	12,896	0	0	7,174,586	0.0081%

2022 CALIFORNIA LIFE & ANNUITY MARKET SHARE REPORT

Premium Written During The Calendar Year

Sorted by Group Name

Source: NAIC Database

Active companies only

Rec #	Group #	Group Name NAIC # Company Name	[1] Life Insurance	[2] Annuity Considerations	[3] Accident and Health	[4] Deposit Type Contracts	[5] Other Considerations	[6] Total Premium Sum of [1] thru [5]	[7] Market Share
49	704	Constellation Ins Holdings Grp							
		67172 Ohio Natl Life Ins Co	34,779,442	1,582,149	560,081	467,422	2,967,849	40,356,943	0.0457%
		89206 Ohio Natl Life Assur Corp	37,749,567	0	1,051,638	0	0	38,801,205	0.0440%
			72,529,009	1,582,149	1,611,719	467,422	2,967,849	79,158,148	0.0897%
50	71404	Continental Gen Ins Co							
		71404 Continental Gen Ins Co	119,179	401,881	2,672,732	0	0	3,193,792	0.0036%
			119,179	401,881	2,672,732	0	0	3,193,792	0.0036%
51	1	CVS GRP							
		60054 Aetna Life Ins Co	3,221,719	1,733,631	2,604,213,768	6,722,386	0	2,615,891,504	2.9651%
		68500 Continental Life Ins Co Brentwood	11,056	0	14,769,639	0	0	14,780,695	0.0168%
			3,232,775	1,733,631	2,618,983,407	6,722,386	0	2,630,672,199	2.9819%
52	458	Dai-ichi Life Holdings Inc Grp							
		68136 Protective Life Ins Co	362,312,435	91,983,432	7,095,612	2,444,637	0	463,836,116	0.5258%
		70335 West Coast Life Ins Co	54,945,088	7,728	340	0	0	54,953,156	0.0623%
		66370 Mony Life Ins Co	7,594,535	3,600	1,022,395	0	0	8,620,530	0.0098%
		88536 Protective Life & Annuity Ins Co	273,405	0	3,014	0	0	276,419	0.0003%
			425,125,463	91,994,760	8,121,361	2,444,637	0	527,686,221	0.5981%
53	5045	Dayforward Inc Grp							
		81426 Commercial Travelers Life Ins Co	0	0	7,702	0	0	7,702	0.0000%
			0	0	7,702	0	0	7,702	0.0000%
54	801	DIRECTORS INVESTMENT GRP							
		99775 Funeral Directors Life Ins Co	1,369,895	1,157,591	0	0	0	2,527,486	0.0029%
			1,369,895	1,157,591	0	0	0	2,527,486	0.0029%

2022 CALIFORNIA LIFE & ANNUITY MARKET SHARE REPORT

Premium Written During The Calendar Year

Sorted by Group Name

Source: NAIC Database

Active companies only

Rec #	Group #	Group Name NAIC # Company Name	[1] Life Insurance	[2] Annuity Considerations	[3] Accident and Health	[4] Deposit Type Contracts	[5] Other Considerations	[6] Total Premium Sum of [1] thru [5]	[7] Market Share
55	84174	ELCO Mut Life & Ann 84174 ELCO Mut Life & Ann	9,942	725,823	0	184,562	0	920,327	0.0010%
			9,942	725,823	0	184,562	0	920,327	0.0010%
56	671	Elevance Hlth Inc Grp							
	62825	Anthem Blue Cross Life & Hlth Ins Co	69,170,492	0	1,826,466,961	0	0	1,895,637,453	2.1487%
	61069	Anthem Life Ins Co	4,837,581	0	71,900,030	0	0	76,737,611	0.0870%
	80314	Unicare Life & Hlth Ins Co	269,256	0	1,526,656	0	0	1,795,912	0.0020%
			74,277,329	0	1,899,893,647	0	0	1,974,170,976	2.2377%
57	62928	EMC Natl Life Co							
	62928	EMC Natl Life Co	969,322	86,145	571	3,484	0	1,059,522	0.0012%
			969,322	86,145	571	3,484	0	1,059,522	0.0012%
58	4965	Equitable Holdings Inc Grp							
	62944	Equitable Financial Life Ins Co	189,585,586	1,427,744,023	1,639,238	0	41,452,411	1,660,421,258	1.8821%
	78077	Equitable Financial Life Ins Co of A	94,858,737	40,617,409	12,956,514	0	0	148,432,660	0.1682%
	62880	Equitable Financial Life & Ann Co	1,333,718	0	0	0	0	1,333,718	0.0015%
			285,778,041	1,468,361,432	14,595,752	0	41,452,411	1,810,187,636	2.0518%
59	62510	Equitrust Life Ins Co							
	62510	Equitrust Life Ins Co	61,561	153,504,866	0	2,251,451	0	155,817,878	0.1766%
			61,561	153,504,866	0	2,251,451	0	155,817,878	0.1766%
60	5014	Everlake Holdings Grp							
	70866	Everlake Assur Co	47,108,455	0	0	0	0	47,108,455	0.0534%
	60186	Everlake Life Ins Co	43,398,218	726,585	1,615,462	0	0	45,740,265	0.0518%
			90,506,673	726,585	1,615,462	0	0	92,848,720	0.1052%

2022 CALIFORNIA LIFE & ANNUITY MARKET SHARE REPORT

Premium Written During The Calendar Year

Sorted by Group Name

Source: NAIC Database

Active companies only

Rec #	Group #	Group Name NAIC # Company Name	[1] Life Insurance	[2] Annuity Considerations	[3] Accident and Health	[4] Deposit Type Contracts	[5] Other Considerations	[6] Total Premium Sum of [1] thru [5]	[7] Market Share
61	158	FAIRFAX FIN GRP 81442 Monitor Life Ins Co Of NY	232	0	0	0	0	232	0.0000%
			232	0	0	0	0	232	0.0000%
62	7	FEDERATED MUT GRP 63258 Federated Life Ins Co	16,945,678	59,713	2,451,850	0	0	19,457,241	0.0221%
			16,945,678	59,713	2,451,850	0	0	19,457,241	0.0221%
63	981	FIDELITY INVESTMENT INS & ANN GRP 93696 Fidelity Investments Life Ins Co	1,676,658	151,550,700	0	0	0	153,227,358	0.1737%
			1,676,658	151,550,700	0	0	0	153,227,358	0.1737%
64	63290	Fidelity Life Assn A Legal Reserve L 63290 Fidelity Life Assn A Legal Reserve L	15,585,883	0	23,878	0	0	15,609,761	0.0177%
			15,585,883	0	23,878	0	0	15,609,761	0.0177%
65	670	Fidelity Natl Fin Inc GRP 63274 Fidelity & Guar Life Ins Co	143,817,317	806,896,645	0	133,313	0	950,847,275	1.0778%
			143,817,317	806,896,645	0	133,313	0	950,847,275	1.0778%
66	451	FIDELITY SECURITY GRP 71870 Fidelity Security Life Ins Co	6,090,854	537,859	64,052,750	0	0	70,681,463	0.0801%
			6,090,854	537,859	64,052,750	0	0	70,681,463	0.0801%

2022 CALIFORNIA LIFE & ANNUITY MARKET SHARE REPORT

Premium Written During The Calendar Year

Sorted by Group Name

Source: NAIC Database

Active companies only

Rec #	Group #	Group Name NAIC # Company Name	[1] Life Insurance	[2] Annuity Considerations	[3] Accident and Health	[4] Deposit Type Contracts	[5] Other Considerations	[6] Total Premium Sum of [1] thru [5]	[7] Market Share
67	449	FINANCIAL HOLDINGS GRP							
		61999 Americo Fin Life & Ann Ins Co	37,556,465	51,353,105	121,097	166,636	0	89,197,303	0.1011%
		90212 Great Southern Life Ins Co	3,519,859	275,645	114,682	20,527	0	3,930,713	0.0045%
		63487 Investors Life Ins Co N Amer	972,797	0	0	0	0	972,797	0.0011%
		66540 National Farmers Union Life Ins Co	352,712	95	0	0	0	352,807	0.0004%
		87645 United Fidelity Life Ins Co	273,928	5,963	0	844	0	280,735	0.0003%
			42,675,761	51,634,808	235,779	188,007	0	94,734,355	0.1074%
68	5024	Fortitude Grp Holdings LLC Grp							
		86630 Fortitude Life Ins & Ann Co	157,563	16,419,082	0	977,636	0	17,554,281	0.0199%
		90247 Fortitude US Reins Co	36,702	0	0	150	0	36,852	0.0000%
			194,265	16,419,082	0	977,786	0	17,591,133	0.0199%
69	350	General Electric Grp							
		62596 Union Fidelity Life Ins Co	582,177	0	1,505,466	0	0	2,087,643	0.0024%
			582,177	0	1,505,466	0	0	2,087,643	0.0024%
70	4011	Genworth Fin Grp							
		70025 Genworth Life Ins Co	27,385,607	711,467	266,625,044	0	0	294,722,118	0.3341%
		65536 Genworth Life & Ann Ins Co	109,586,961	1,066,065	642,061	0	0	111,295,087	0.1262%
			136,972,568	1,777,532	267,267,105	0	0	406,017,205	0.4602%
71	4736	GGC Grp							
		93734 Nassau Life & Ann Co	633,309	75,596,446	1,834,189	0	0	78,063,944	0.0885%
		67814 Nassau Life Ins Co	15,757,806	168,123	15,977	0	0	15,941,906	0.0181%
		93548 PHL Variable Ins Co	14,196,610	54,085	0	0	0	14,250,695	0.0162%
		68284 Nassau Life Ins Co of KS	9,557	0	30,598	0	0	40,155	0.0000%
			30,597,282	75,818,654	1,880,764	0	0	108,296,700	0.1228%

2022 CALIFORNIA LIFE & ANNUITY MARKET SHARE REPORT

Premium Written During The Calendar Year

Sorted by Group Name

Source: NAIC Database

Active companies only

Rec #	Group #	Group Name NAIC # Company Name	[1] Life Insurance	[2] Annuity Considerations	[3] Accident and Health	[4] Deposit Type Contracts	[5] Other Considerations	[6] Total Premium Sum of [1] thru [5]	[7] Market Share
72	3891	Global Atlantic Grp							
		91642 Forethought Life Ins Co	49,958,930	1,004,818,465	3,135,732	3,277,533	0	1,061,190,660	1.2029%
		62200 Accordia Life & Ann Co	162,069,683	0	0	0	0	162,069,683	0.1837%
		84824 Commonwealth Ann & Life Ins Co	2,212,779	4,518,826	1,912	277,434	0	7,010,951	0.0079%
		69140 First Allmerica Fin Life Ins Co	595,395	16,498	155	0	0	612,048	0.0007%
			214,836,787	1,009,353,789	3,137,799	3,554,967	0	1,230,883,342	1.3952%
73	290	Globe Life Inc Grp							
		60577 American Income Life Ins Co	155,410,632	0	10,733,924	0	0	166,144,556	0.1883%
		91472 Globe Life & Accident Ins Co	59,133,616	0	3,247,487	0	0	62,381,103	0.0707%
		92916 United Amer Ins Co	404,687	379,245	47,403,802	0	0	48,187,734	0.0546%
		77968 Family Heritage Life Ins Co Of Amer	71,739	0	7,977,304	0	0	8,049,043	0.0091%
		65331 Liberty Natl Life Ins Co	5,037,943	848	187,873	0	0	5,226,664	0.0059%
			220,058,617	380,093	69,550,390	0	0	289,989,100	0.3287%
74	4712	GPM Life Grp							
		63967 Government Personnel Mut Life Ins Co	3,333,791	7,426	39,015	0	0	3,380,232	0.0038%
		67059 GPM Hlth & Life Ins Co	986,109	69,548	70,979	0	0	1,126,636	0.0013%
			4,319,900	76,974	109,994	0	0	4,506,868	0.0051%
75	93521	Granular Ins Co							
		93521 Granular Ins Co	0	0	26,670,523	0	0	26,670,523	0.0302%
			0	0	26,670,523	0	0	26,670,523	0.0302%

2022 CALIFORNIA LIFE & ANNUITY MARKET SHARE REPORT

Premium Written During The Calendar Year

Sorted by Group Name

Source: NAIC Database

Active companies only

Rec #	Group #	Group Name NAIC # Company Name	[1] Life Insurance	[2] Annuity Considerations	[3] Accident and Health	[4] Deposit Type Contracts	[5] Other Considerations	[6] Total Premium Sum of [1] thru [5]	[7] Market Share
76	769	GREAT WEST GRP							
		68322 Empower Ann Ins Co of Amer	8,801,032	44,740,805	987,860	38,838,758	463,130,301	556,498,756	0.6308%
		93629 Empower Ann Ins Co	0	-8,312	0	288,953,241	1,472,473	290,417,402	0.3292%
		80659 US Business of Canada Life Assur Co	6,699,806	0	419,003	0	0	7,118,809	0.0081%
			15,500,838	44,732,493	1,406,863	327,791,999	464,602,774	854,034,967	0.9680%
77	4794	Group 1001 Ins Holdings Grp							
		79065 Delaware Life Ins Co	2,500,323	241,910,782	0	0	0	244,411,105	0.2770%
		83607 Clear Spring Life & Ann Co	15,084	55,548,495	378	386,182	0	55,950,139	0.0634%
			2,515,407	297,459,277	378	386,182	0	300,361,244	0.3405%
78	687	GUARANTEE TRUST GRP							
		64211 Guarantee Trust Life Ins Co	1,748,927	6,406	1,805,069	2,684	0	3,563,086	0.0040%
			1,748,927	6,406	1,805,069	2,684	0	3,563,086	0.0040%
79	429	GUARDIAN LIFE GRP							
		64246 Guardian Life Ins Co Of Amer	353,073,177	625,787	676,999,543	0	0	1,030,698,507	1.1683%
		78778 Guardian Ins & Ann Co Inc	6,111,995	79,567,480	0	2,202,610	160,000	88,042,085	0.0998%
		71714 Berkshire Life Ins Co of Amer	455,293	0	60,449,032	0	0	60,904,325	0.0690%
		60003 Park Avenue Life Ins Co	152,939	0	0	0	0	152,939	0.0002%
		74004 Family Serv Life Ins Co	553	0	0	0	0	553	0.0000%
			359,793,957	80,193,267	737,448,575	2,202,610	160,000	1,179,798,409	1.3373%
80	91	HARTFORD FIRE & CAS GRP							
		70815 Hartford Life & Accident Ins Co	178,219,181	0	288,667,870	0	0	466,887,051	0.5292%
			178,219,181	0	288,667,870	0	0	466,887,051	0.5292%

2022 CALIFORNIA LIFE & ANNUITY MARKET SHARE REPORT

Premium Written During The Calendar Year

Sorted by Group Name

Source: NAIC Database

Active companies only

Rec #	Group #	Group Name NAIC # Company Name	[1] Life Insurance	[2] Annuity Considerations	[3] Accident and Health	[4] Deposit Type Contracts	[5] Other Considerations	[6] Total Premium Sum of [1] thru [5]	[7] Market Share
81	917	HCSC GRP 71129 Dearborn Life Ins Co	1,047,938	0	2,157,401	557,769	0	3,763,108	0.0043%
			1,047,938	0	2,157,401	557,769	0	3,763,108	0.0043%
82	812	HIGHMARK GRP 93440 HM Life Ins Co	0	0	32,044,649	0	0	32,044,649	0.0363%
			0	0	32,044,649	0	0	32,044,649	0.0363%
83	2858	Homeshield Capital Grp 81779 Individual Assur Co Life Hlth & Acc 99724 LifeShield Natl Ins Co	0 231,664	0 0	2,701,754 389,467	0 0	0 0	2,701,754 621,131	0.0031% 0.0007%
			231,664	0	3,091,221	0	0	3,322,885	0.0038%
84	64505	Homesteaders Life Co 64505 Homesteaders Life Co	34,871,995	590,608	0	0	0	35,462,603	0.0402%
			34,871,995	590,608	0	0	0	35,462,603	0.0402%
85	300	HORACE MANN GRP 87963 National Teachers Assoc Life Ins Co 64513 Horace Mann Life Ins Co 65781 Madison Natl Life Ins Co Inc	414,184 8,191,993 368,968	0 23,350,134 394,332	34,464,300 7,071 3,333,226	0 0 0	0 0 0	34,878,484 31,549,198 4,096,526	0.0395% 0.0358% 0.0046%
			8,975,145	23,744,466	37,804,597	0	0	70,524,208	0.0799%
86	69272	Ibexis Life & Ann Ins Co 69272 Ibexis Life & Ann Ins Co	1,722,597	274,372	0	0	0	1,996,969	0.0023%
			1,722,597	274,372	0	0	0	1,996,969	0.0023%

2022 CALIFORNIA LIFE & ANNUITY MARKET SHARE REPORT

Premium Written During The Calendar Year

Sorted by Group Name

Source: NAIC Database

Active companies only

Rec #	Group #	Group Name NAIC # Company Name	[1] Life Insurance	[2] Annuity Considerations	[3] Accident and Health	[4] Deposit Type Contracts	[5] Other Considerations	[6] Total Premium Sum of [1] thru [5]	[7] Market Share
87	64580	Illinois Mut Life Ins Co 64580 Illinois Mut Life Ins Co	985,120	0	107,662	0	0	1,092,782	0.0012%
			985,120	0	107,662	0	0	1,092,782	0.0012%
88	542	INDIANA FARM BUREAU Grp 69892 United Farm Family Life Ins Co 69922 United Home Life Ins Co	3,827,482 957,569	25 0	0 5,579	0 0	0 0	3,827,507 963,148	0.0043% 0.0011%
			4,785,051	25	5,579	0	0	4,790,655	0.0054%
89	315	INDUSTRIAL ALLIANCE GRP 91693 IA Amer Life Ins Co 68594 American Amicable Life Ins Co Of TX 67148 Occidental Life Ins Co Of NC 14406 Industrial Alliance Ins & Fin Serv I 67873 Pioneer Amer Ins Co 67946 Pioneer Security Life Ins Co	23,515,033 16,262,669 3,955,309 3,451,078 4,228,672 821,353	3,258,988 950,951 1,612,988 1,503,542 220,506 540	5,814 0 0 0 0 0	0 0 0 0 0 0	0 0 0 0 0 0	26,779,835 17,213,620 5,568,297 4,954,620 4,449,178 821,893	0.0304% 0.0195% 0.0063% 0.0056% 0.0050% 0.0009%
			52,234,114	7,547,515	5,814	0	0	59,787,443	0.0678%
90	4966	Insurance Capital Grp 63223 Federal Life Ins Co	1,553,960	9,900	11,575	0	0	1,575,435	0.0018%
			1,553,960	9,900	11,575	0	0	1,575,435	0.0018%
91	918	JACKSON NATL GRP 65056 Jackson Natl Life Ins Co	60,347,958	1,264,851,141	1,849,201	205,752	0	1,327,254,052	1.5044%
			60,347,958	1,264,851,141	1,849,201	205,752	0	1,327,254,052	1.5044%

2022 CALIFORNIA LIFE & ANNUITY MARKET SHARE REPORT

Premium Written During The Calendar Year

Sorted by Group Name

Source: NAIC Database

Active companies only

Rec #	Group #	Group Name NAIC # Company Name	[1] Life Insurance	[2] Annuity Considerations	[3] Accident and Health	[4] Deposit Type Contracts	[5] Other Considerations	[6] Total Premium Sum of [1] thru [5]	[7] Market Share
92	904	JOHN HANCOCK GRP							
		65838 John Hancock Life Ins Co USA	555,164,327	5,733,609	99,352,748	0	2,199,456,666	2,859,707,350	3.2415%
		93610 John Hancock Life & Hlth Ins Co	16,109	0	1,488,744	0	0	1,504,853	0.0017%
			555,180,436	5,733,609	100,841,492	0	2,199,456,666	2,861,212,203	3.2432%
93	588	KANSAS CITY LIFE INS GRP							
		65129 Kansas City Life Ins Co	17,606,760	6,025,993	1,923,977	724,617	0	26,281,347	0.0298%
		67199 Old Amer Ins Co	4,375,987	0	17,918	0	0	4,393,905	0.0050%
			21,982,747	6,025,993	1,941,895	724,617	0	30,675,252	0.0348%
94	215	Kemper Corp Grp							
		69930 United Ins Co Of Amer	20,756,210	0	590,445	0	0	21,346,655	0.0242%
		68357 Reliable Life Ins Co	11,037	0	178	0	0	11,215	0.0000%
			20,767,247	0	590,623	0	0	21,357,870	0.0242%
95	4925	Kuvare Grp							
		65595 Lincoln Benefit Life Co	136,371,646	5,072,434	10,466,111	2,893,150	0	154,803,341	0.1755%
		64238 Guaranty Income Life Ins Co	5,307	108,106,029	0	0	0	108,111,336	0.1225%
		69973 United Life Ins Co	14,378,586	74,269,717	1,701	0	0	88,650,004	0.1005%
			150,755,539	187,448,180	10,467,812	2,893,150	0	351,564,681	0.3985%
96	62154	Ladder Life Ins Co							
		62154 Ladder Life Ins Co	1,254,006	0	0	0	0	1,254,006	0.0014%
			1,254,006	0	0	0	0	1,254,006	0.0014%
97	4844	LIA Holdings Grp							
		60232 Lombard Intl Life Assur Co	676	30,914,922	0	0	0	30,915,598	0.0350%
			676	30,914,922	0	0	0	30,915,598	0.0350%

2022 CALIFORNIA LIFE & ANNUITY MARKET SHARE REPORT

Premium Written During The Calendar Year

Sorted by Group Name

Source: NAIC Database

Active companies only

Rec #	Group #	Group Name NAIC # Company Name	[1] Life Insurance	[2] Annuity Considerations	[3] Accident and Health	[4] Deposit Type Contracts	[5] Other Considerations	[6] Total Premium Sum of [1] thru [5]	[7] Market Share
98	3436	Liberty Life Grp Trust Grp							
		68543 Liberty Bankers Life Ins Co	2,049,397	32,419,152	7,101	40,000	0	34,515,650	0.0391%
		61581 Capitol Life Ins Co	3,723	0	15,520	0	0	19,243	0.0000%
		66001 American Benefit Life Ins Co	5,144	2,285	0	0	0	7,429	0.0000%
			2,058,264	32,421,437	22,621	40,000	0	34,542,322	0.0392%
99	5050	Life & Specialty Ventures LLC Grp							
		97985 LifeMap Assur Co	164,922	0	18,999	0	0	183,921	0.0002%
			164,922	0	18,999	0	0	183,921	0.0002%
100	1186	Lifetime HlthCare Grp							
		69515 Medamerica Ins Co	0	0	5,744,279	0	0	5,744,279	0.0065%
			0	0	5,744,279	0	0	5,744,279	0.0065%
101	65927	Lincoln Heritage Life Ins Co							
		65927 Lincoln Heritage Life Ins Co	116,835,857	2,457	141,698	0	0	116,980,012	0.1326%
			116,835,857	2,457	141,698	0	0	116,980,012	0.1326%
102	20	LINCOLN NATL GRP							
		65676 Lincoln Natl Life Ins Co	855,305,058	1,186,606,535	377,591,479	0	0	2,419,503,072	2.7425%
		67652 First Penn Pacific Life Ins Co	13,266,133	20,340	3,902	0	0	13,290,375	0.0151%
		62057 Lincoln Life & Ann Co of NY	1,170,911	3,294,034	857,060	0	0	5,322,005	0.0060%
			869,742,102	1,189,920,909	378,452,441	0	0	2,438,115,452	2.7636%

2022 CALIFORNIA LIFE & ANNUITY MARKET SHARE REPORT

Premium Written During The Calendar Year

Sorted by Group Name

Source: NAIC Database

Active companies only

Rec #	Group #	Group Name NAIC # Company Name	[1] Life Insurance	[2] Annuity Considerations	[3] Accident and Health	[4] Deposit Type Contracts	[5] Other Considerations	[6] Total Premium Sum of [1] thru [5]	[7] Market Share
103	1117	Manhattan Life Grp							
		61883 ManhattanLife Ins & Ann Co	458,778	0	14,778,187	0	0	15,236,965	0.0173%
		85189 Western United Life Assur Co	212	6,934,837	68,959	0	0	7,004,008	0.0079%
		63053 Family Life Ins Co	1,762,096	0	387,854	0	0	2,149,950	0.0024%
		65870 Manhattan Life Ins Co	950,143	745,471	188,961	0	0	1,884,575	0.0021%
			3,171,229	7,680,308	15,423,961	0	0	26,275,498	0.0298%
104	435	MASS MUT LIFE INS GRP							
		65935 Massachusetts Mut Life Ins Co	1,060,444,358	1,373,475,546	64,316,649	236,923,452	1,008,035,117	3,743,195,122	4.2429%
		63312 MassMutual Ascend Life Ins Co	4,845,071	520,103,731	14,574	569,755	0	525,533,131	0.5957%
		93432 CM Life Ins Co	19,218,981	66,521,210	0	0	0	85,740,191	0.0972%
		93661 Annuity Investors Life Ins Co	0	12,084,306	0	0	0	12,084,306	0.0137%
		70416 MML Bay State Life Ins Co	3,257,522	0	0	0	0	3,257,522	0.0037%
		67083 Manhattan Natl Life Ins Co	1,411,480	1,571	0	0	0	1,413,051	0.0016%
			1,089,177,412	1,972,186,364	64,331,223	237,493,207	1,008,035,117	4,371,223,323	4.9548%
105	730	MEDICAL MUT OF OH GRP							
		68462 Reserve Natl Ins Co	26,982	0	122,124	0	0	149,106	0.0002%
			26,982	0	122,124	0	0	149,106	0.0002%
106	1348	Meiji Yasuda Life Ins Grp							
		69019 Standard Ins Co	154,828,979	76,343,816	331,191,054	196,589	408,852,399	971,412,837	1.1011%
		64343 Pacific Guardian Life Ins Co Ltd	19,915,185	262,754	16	230,320	0	20,408,275	0.0231%
			174,744,164	76,606,570	331,191,070	426,909	408,852,399	991,821,112	1.1242%

2022 CALIFORNIA LIFE & ANNUITY MARKET SHARE REPORT

Premium Written During The Calendar Year

Sorted by Group Name

Source: NAIC Database

Active companies only

Rec #	Group #	Group Name NAIC # Company Name	[1] Life Insurance	[2] Annuity Considerations	[3] Accident and Health	[4] Deposit Type Contracts	[5] Other Considerations	[6] Total Premium Sum of [1] thru [5]	[7] Market Share
107	241	METROPOLITAN GRP							
		65978 Metropolitan Life Ins Co	888,726,301	713,299,460	1,071,401,050	29,004,786	196,426,965	2,898,858,562	3.2858%
		97136 Metropolitan Tower Life Ins Co	24,545,255	134,104,939	362,400	0	29,108,971	188,121,565	0.2132%
		62634 Delaware Amer Life Ins Co	57,344	0	327,844	0	0	385,188	0.0004%
			913,328,900	847,404,399	1,072,091,294	29,004,786	225,535,936	3,087,365,315	3.4995%
108	869	MINNESOTA MUT GRP							
		66168 Minnesota Life Ins Co	347,319,924	48,246,709	37,328,745	54,057,002	222,089,231	709,041,611	0.8037%
		93742 Securian Life Ins Co	184,403,645	2,708,254	17,984,734	12,651,120	0	217,747,753	0.2468%
			531,723,569	50,954,963	55,313,479	66,708,122	222,089,231	926,789,364	1.0505%
109	373	Mutual of America Grp							
		88668 Mutual Of Amer Life Ins Co	288,853	441,243	97,234	0	176,134,292	176,961,622	0.2006%
			288,853	441,243	97,234	0	176,134,292	176,961,622	0.2006%
110	261	MUTUAL OF OMAHA GRP							
		69868 United Of Omaha Life Ins Co	252,855,946	137,567,207	96,919,991	58,910,240	185,504	546,438,888	0.6194%
		71412 Mutual Of Omaha Ins Co	0	0	88,567,880	0	0	88,567,880	0.1004%
		72850 United World Life Ins Co	62,549	0	20,697,269	0	0	20,759,818	0.0235%
		13100 Omaha Ins Co	0	0	1,351,449	0	0	1,351,449	0.0015%
			252,918,495	137,567,207	207,536,589	58,910,240	185,504	657,118,035	0.7448%
111	1211	NATIONAL GUARDIAN LIFE INS GRP							
		66583 National Guardian Life Ins Co	109,214,599	6,149,305	65,285,659	522,795	0	181,172,358	0.2054%
			109,214,599	6,149,305	65,285,659	522,795	0	181,172,358	0.2054%

2022 CALIFORNIA LIFE & ANNUITY MARKET SHARE REPORT

Premium Written During The Calendar Year

Sorted by Group Name

Source: NAIC Database

Active companies only

Rec #	Group #	Group Name NAIC # Company Name	[1] Life Insurance	[2] Annuity Considerations	[3] Accident and Health	[4] Deposit Type Contracts	[5] Other Considerations	[6] Total Premium Sum of [1] thru [5]	[7] Market Share
112	634	National Life GRP							
		65528 Life Ins Co Of The Southwest	641,487,635	474,847,477	408	0	0	1,116,335,520	1.2654%
		66680 National Life Ins Co	39,077,267	68,456	924,432	0	0	40,070,155	0.0454%
			680,564,902	474,915,933	924,840	0	0	1,156,405,675	1.3108%
113	4941	National Western Life Grp							
		66850 National Western Life Ins Co	17,152,460	12,885,359	0	0	0	30,037,819	0.0340%
		67393 Ozark Natl Life Ins Co	166,925	0	507	0	0	167,432	0.0002%
			17,319,385	12,885,359	507	0	0	30,205,251	0.0342%
114	140	NATIONWIDE CORP GRP							
		66869 Nationwide Life Ins Co	190,771,552	1,289,472,286	22,677,530	0	0	1,502,921,368	1.7036%
		92657 Nationwide Life & Ann Ins Co	506,281,012	326,987,281	0	0	0	833,268,293	0.9445%
		64017 Jefferson Natl Life Ins Co	874,293	88,022,261	4,677	1,596,226	0	90,497,457	0.1026%
			697,926,857	1,704,481,828	22,682,207	1,596,226	0	2,426,687,118	2.7506%
115	520	NEW ERA LIFE GRP							
		67784 Philadelphia Amer Life Ins Co	0	0	2,210,409	0	0	2,210,409	0.0025%
		69698 New Era Life Ins Co Of Midwest	7,829	1,300	0	6,872	0	16,001	0.0000%
		78743 New Era Life Ins Co	1,426	0	0	660	0	2,086	0.0000%
			9,255	1,300	2,210,409	7,532	0	2,228,496	0.0025%
116	826	NEW YORK LIFE GRP							
		91596 New York Life Ins & Ann Corp	271,055,454	2,689,847,815	0	23,342,520	0	2,984,245,789	3.3826%
		66915 New York Life Ins Co	1,344,488,067	110,425,252	72,075,640	0	469,274,888	1,996,263,847	2.2628%
		65498 Life Ins Co Of N Amer	239,911,931	0	241,614,529	0	0	481,526,460	0.5458%
		81353 NYLife Ins Co Of AZ	3,291,283	0	0	0	0	3,291,283	0.0037%
			1,858,746,735	2,800,273,067	313,690,169	23,342,520	469,274,888	5,465,327,379	6.1949%

2022 CALIFORNIA LIFE & ANNUITY MARKET SHARE REPORT

Premium Written During The Calendar Year

Sorted by Group Name

Source: NAIC Database

Active companies only

Rec #	Group #	Group Name NAIC # Company Name	[1] Life Insurance	[2] Annuity Considerations	[3] Accident and Health	[4] Deposit Type Contracts	[5] Other Considerations	[6] Total Premium Sum of [1] thru [5]	[7] Market Share
117	860	NORTHWESTERN MUT GRP							
		67091 Northwestern Mut Life Ins Co	1,076,041,809	86,648,005	103,658,487	1,747,858	0	1,268,096,159	1.4374%
		69000 Northwestern Long Term Care Ins Co	0	0	51,191,607	0	0	51,191,607	0.0580%
			1,076,041,809	86,648,005	154,850,094	1,747,858	0	1,319,287,766	1.4954%
118	67180	Ohio State Life Ins Co							
		67180 Ohio State Life Ins Co	1,926,177	1,899,226	0	155	0	3,825,558	0.0043%
			1,926,177	1,899,226	0	155	0	3,825,558	0.0043%
119	150	OLD REPUBLIC GRP							
		67261 Old Republic Life Ins Co	1,090,760	0	775	0	0	1,091,535	0.0012%
			1,090,760	0	775	0	0	1,091,535	0.0012%
120	619	OneAmerica Fin Partners Grp							
		60895 American United Life Ins Co	44,013,063	413,756,042	105,765	993,314	0	458,868,184	0.5201%
		69116 State Life Ins Co	93,525,381	22,474,651	2,803,747	667,847	0	119,471,626	0.1354%
		67911 Pioneer Mut Life Ins Co	3,393,488	11,386	0	0	0	3,404,874	0.0039%
			140,931,932	436,242,079	2,909,512	1,661,161	0	581,744,684	0.6594%
121	5021	OneMain Holdings Inc Grp							
		60518 American Hlth & Life Ins Co	6,495,209	0	3,194,684	22,241	0	9,712,134	0.0110%
			6,495,209	0	3,194,684	22,241	0	9,712,134	0.0110%
122	709	PACIFIC LIFE GRP							
		67466 Pacific Life Ins Co	724,729,596	1,977,595,969	0	78,929,922	0	2,781,255,487	3.1525%
		97268 Pacific Life & Ann Co	500,993	3,455,765	0	0	0	3,956,758	0.0045%
			725,230,589	1,981,051,734	0	78,929,922	0	2,785,212,245	3.1570%

2022 CALIFORNIA LIFE & ANNUITY MARKET SHARE REPORT

Premium Written During The Calendar Year

Sorted by Group Name

Source: NAIC Database

Active companies only

Rec #	Group #	Group Name NAIC # Company Name	[1] Life Insurance	[2] Annuity Considerations	[3] Accident and Health	[4] Deposit Type Contracts	[5] Other Considerations	[6] Total Premium Sum of [1] thru [5]	[7] Market Share
123	525	PAN AMER LIFE GRP							
		67539 Pan Amer Life Ins Co	23,710,185	124,926	41,101,863	1,347	0	64,938,321	0.0736%
		93459 Pan Amer Assur Co	3,147,566	0	0	0	0	3,147,566	0.0036%
			26,857,751	124,926	41,101,863	1,347	0	68,085,887	0.0772%
124	850	PENN MUT GRP							
		67644 Penn Mut Life Ins Co	173,702,615	26,369,613	279,279	2,515,007	0	202,866,514	0.2299%
		93262 Penn Ins & Ann Co	77,524,154	1,589,540	0	0	0	79,113,694	0.0897%
		68632 Vantis Life Ins Co	452,426	30,000	0	0	0	482,426	0.0005%
			251,679,195	27,989,153	279,279	2,515,007	0	282,462,634	0.3202%
125	367	PHYSICIANS MUT GRP							
		72125 Physicians Life Ins Co	14,383,138	900	1,315,291	169,298	0	15,868,627	0.0180%
			14,383,138	900	1,315,291	169,298	0	15,868,627	0.0180%
126	629	PLATEAU GRP							
		97152 Plateau Ins Co	23,012	0	41,983	0	0	64,995	0.0001%
			23,012	0	41,983	0	0	64,995	0.0001%
127	4955	Powell Ins Grp							
		78662 Senior Life Ins Co	6,016,434	0	0	0	0	6,016,434	0.0068%
			6,016,434	0	0	0	0	6,016,434	0.0068%
128	4750	Primerica Grp							
		65919 Primerica Life Ins Co	504,427,506	40,881	15,818	1,507,103	0	505,991,308	0.5735%
		61409 National Benefit Life Ins Co	1,131,023	0	55,541	667	0	1,187,231	0.0013%
			505,558,529	40,881	71,359	1,507,770	0	507,178,539	0.5749%

2022 CALIFORNIA LIFE & ANNUITY MARKET SHARE REPORT

Premium Written During The Calendar Year

Sorted by Group Name

Source: NAIC Database

Active companies only

Rec #	Group #	Group Name NAIC # Company Name	[1] Life Insurance	[2] Annuity Considerations	[3] Accident and Health	[4] Deposit Type Contracts	[5] Other Considerations	[6] Total Premium Sum of [1] thru [5]	[7] Market Share
129	332	PRINCIPAL FIN GRP							
		61271 Principal Life Ins Co	129,245,564	168,833,387	315,094,305	1,001,079,803	563,733	1,614,816,792	1.8304%
		71161 Principal Natl Life Ins Co	135,594,063	0	0	0	0	135,594,063	0.1537%
			264,839,627	168,833,387	315,094,305	1,001,079,803	563,733	1,750,410,855	1.9841%
130	4947	Prosperity Life Ins Grp							
		60183 S USA Life Ins Co Inc	3,346,709	50,275,494	24,463	0	0	53,646,666	0.0608%
			3,346,709	50,275,494	24,463	0	0	53,646,666	0.0608%
131	304	PRUDENTIAL OF AMER GRP							
		68241 Prudential Ins Co Of Amer	420,179,513	775,894,261	185,594,258	29,545,684	3,418,835,966	4,830,049,682	5.4748%
		79227 Pruco Life Ins Co	607,474,596	497,101,485	0	3,253,473	0	1,107,829,554	1.2557%
			1,027,654,109	1,272,995,746	185,594,258	32,799,157	3,418,835,966	5,937,879,236	6.7306%
132	440	REGAL REINS GRP							
		66265 Monarch Life Ins Co	53,954	0	443,842	0	0	497,796	0.0006%
			53,954	0	443,842	0	0	497,796	0.0006%
133	477	Renaissance Hlth Serv Corp Grp							
		61700 Renaissance Life & Hlth Ins Co of Am	7,467	0	3,607,357	0	0	3,614,824	0.0041%
			7,467	0	3,607,357	0	0	3,614,824	0.0041%
134	4992	Resolution Life US Holdings Grp							
		68713 Security Life Of Denver Ins Co	125,546,739	529	0	0	0	125,547,268	0.1423%
		66109 Midwestern United Life Ins Co	187,686	0	0	0	0	187,686	0.0002%
			125,734,425	529	0	0	0	125,734,954	0.1425%

2022 CALIFORNIA LIFE & ANNUITY MARKET SHARE REPORT

Premium Written During The Calendar Year

Sorted by Group Name

Source: NAIC Database

Active companies only

Rec #	Group #	Group Name NAIC # Company Name	[1] Life Insurance	[2] Annuity Considerations	[3] Accident and Health	[4] Deposit Type Contracts	[5] Other Considerations	[6] Total Premium Sum of [1] thru [5]	[7] Market Share
135	93777	Revol One Ins Co 93777 Revol One Ins Co	1,320,066	0	14,912	0	0	1,334,978	0.0015%
			1,320,066	0	14,912	0	0	1,334,978	0.0015%
136	4639	RGA Inc Grp							
		93572 RGA Reins Co	0	0	11,961,863	0	0	11,961,863	0.0136%
		61182 Aurora Natl Life Assur Co	1,886,346	0	0	-198,244	0	1,688,102	0.0019%
			1,886,346	0	11,961,863	-198,244	0	13,649,965	0.0155%
137	60445	Sagicor Life Ins Co 60445 Sagicor Life Ins Co	4,292,398	59,635,620	1,536	2,434,577	0	66,364,131	0.0752%
			4,292,398	59,635,620	1,536	2,434,577	0	66,364,131	0.0752%
138	431	Sammons Enterprises Grp							
		66044 Midland Natl Life Ins Co	332,781,298	674,352,693	668	317,504	0	1,007,452,163	1.1419%
		66974 North Amer Co Life & Hlth Ins	121,527,883	405,803,272	40	177,397	0	527,508,592	0.5979%
			454,309,181	1,080,155,965	708	494,901	0	1,534,960,755	1.7399%
139	4553	Savings Bank Life Grp 70435 The Savings Bank Mut Life Ins Co of	20,934,778	415,073	70,565	0	0	21,420,416	0.0243%
			20,934,778	415,073	70,565	0	0	21,420,416	0.0243%
140	4890	SBL Holdings Grp							
		68675 Security Benefit Life Ins Co	1,009,710	412,254,319	0	0	0	413,264,029	0.4684%
		97241 Everly Life Ins Co	49,525	0	249	0	0	49,774	0.0001%
			1,059,235	412,254,319	249	0	0	413,313,803	0.4685%

2022 CALIFORNIA LIFE & ANNUITY MARKET SHARE REPORT

Premium Written During The Calendar Year

Sorted by Group Name

Source: NAIC Database

Active companies only

Rec #	Group #	Group Name NAIC # Company Name	[1] Life Insurance	[2] Annuity Considerations	[3] Accident and Health	[4] Deposit Type Contracts	[5] Other Considerations	[6] Total Premium Sum of [1] thru [5]	[7] Market Share
141	68772	Security Mut Life Ins Co Of NY 68772 Security Mut Life Ins Co Of NY	12,761,593	2,200	9,535	0	0	12,773,328	0.0145%
			12,761,593	2,200	9,535	0	0	12,773,328	0.0145%
142	454	SECURITY NATL GRP 69485 Security Natl Life Ins Co	9,702,514	607,414	846	10,832	0	10,321,606	0.0117%
			9,702,514	607,414	846	10,832	0	10,321,606	0.0117%
143	169	SENTRY INS GRP 68810 Sentry Life Ins Co	2,190,127	96,430,664	0	0	0	98,620,791	0.1118%
			2,190,127	96,430,664	0	0	0	98,620,791	0.1118%
144	176	STATE FARM GRP 69108 State Farm Life Ins Co	557,078,567	14,557,386	0	1,682	0	571,637,635	0.6479%
			557,078,567	14,557,386	0	1,682	0	571,637,635	0.6479%
145	4888	Sterling Financial Ins Grp Inc 62952 SILAC Ins Co 89184 Sterling Investors Life Ins Co	25,396 156,589	56,193,056 7,300	670,370 46,313	0 0	0 0	56,888,822 210,202	0.0645% 0.0002%
			181,985	56,200,356	716,683	0	0	57,099,024	0.0647%
146	4855	Sumitomo Life Ins Grp 68608 Symetra Life Ins Co 90581 Symetra Natl Life Ins Co	107,558,302 12,293	776,060,710 0	81,470,676 0	5,951,804 0	0 0	971,041,492 12,293	1.1007% 0.0000%
			107,570,595	776,060,710	81,470,676	5,951,804	0	971,053,785	1.1007%

2022 CALIFORNIA LIFE & ANNUITY MARKET SHARE REPORT

Premium Written During The Calendar Year

Sorted by Group Name

Source: NAIC Database

Active companies only

Rec #	Group #	Group Name NAIC # Company Name	[1] Life Insurance	[2] Annuity Considerations	[3] Accident and Health	[4] Deposit Type Contracts	[5] Other Considerations	[6] Total Premium Sum of [1] thru [5]	[7] Market Share
147	549	Sun Life Financial Inc Grp							
		80802 US Br Sun Life Assur Co of Canada	71,878,210	0	259,133,394	0	0	331,011,604	0.3752%
		80926 Sun Life & Hlth Ins Co	6,060,003	0	839,704	0	0	6,899,707	0.0078%
		64602 Independence Life & Ann Co	0	0	3,573,228	0	0	3,573,228	0.0041%
		68047 Professional Ins Co	15,572	0	865,253	0	0	880,825	0.0010%
			77,953,785	0	264,411,579	0	0	342,365,364	0.3881%
148	69310	Surety Life Ins Co							
		69310 Surety Life Ins Co	10,272,485	83,930	5,990	0	0	10,362,405	0.0117%
			10,272,485	83,930	5,990	0	0	10,362,405	0.0117%
149	181	SWISS RE GRP							
		73504 Lumico Life Ins Co	9,410,120	0	109,199	0	0	9,519,319	0.0108%
		85561 Elips Life Ins Co	10,790	0	7,033	0	0	17,823	0.0000%
			9,420,910	0	116,232	0	0	9,537,142	0.0108%
150	4926	Talcott Holdings Grp							
		88072 Talcott Resolution Life Ins Co	4,869,615	11,697,591	699,999	135,987,640	86,080,800	239,335,645	0.2713%
		71153 Talcott Resolution Life & Ann Ins Co	82,037,020	15,573,413	9,741	0	2,586,739	100,206,913	0.1136%
			86,906,635	27,271,004	709,740	135,987,640	88,667,539	339,542,558	0.3849%
151	1216	TIAA FAMILY GRP							
		60142 TIAA Cref Life Ins Co	20,427,025	6,522,742	250,323	1,376,808,870	0	1,404,008,960	1.5914%
		69345 Teachers Ins & Ann Assoc Of Amer	11,395,405	638,627,629	573,619	23,775,586	0	674,372,239	0.7644%
			31,822,430	645,150,371	823,942	1,400,584,456	0	2,078,381,199	2.3558%

2022 CALIFORNIA LIFE & ANNUITY MARKET SHARE REPORT

Premium Written During The Calendar Year

Sorted by Group Name

Source: NAIC Database

Active companies only

Rec #	Group #	Group Name NAIC # Company Name	[1] Life Insurance	[2] Annuity Considerations	[3] Accident and Health	[4] Deposit Type Contracts	[5] Other Considerations	[6] Total Premium Sum of [1] thru [5]	[7] Market Share
152	3098	Tokio Marine Holdings Inc GRP							
		68381 Reliance Standard Life Ins Co	57,037,738	101,266,279	118,411,072	0	0	276,715,089	0.3137%
		92711 HCC Life Ins Co	547,599	3,600	112,423,488	0	0	112,974,687	0.1281%
		69078 Standard Security Life Ins Co Of NY	3,527	0	56,952	0	0	60,479	0.0001%
			57,588,864	101,269,879	230,891,512	0	0	389,750,255	0.4418%
153	306	TruStage GRP							
		62626 CMFG Life Ins Co	49,571,537	33,469,822	43,885,575	655,506	73,245,387	200,827,827	0.2276%
		67989 American Memorial Life Ins Co	164,970,934	315,936	0	0	0	165,286,870	0.1874%
		86126 Members Life Ins Co	1,640,700	78,456,484	0	253,171	0	80,350,355	0.0911%
		70408 Union Security Ins Co	6,580,616	633,418	3,051,566	0	0	10,265,600	0.0116%
			222,763,787	112,875,660	46,937,141	908,677	73,245,387	456,730,652	0.5177%
154	276	Trustmark Mut Holding Co GRP							
		61425 Trustmark Ins Co	61,699,949	2,690	12,486,391	0	0	74,189,030	0.0841%
		62863 Trustmark Life Ins Co	303,408	0	5,379,149	0	0	5,682,557	0.0064%
			62,003,357	2,690	17,865,540	0	0	79,871,587	0.0905%
155	4877	TWA & AMFI Corp Grp							
		69566 Trans World Assur Co	1,635,032	112,247	0	0	0	1,747,279	0.0020%
		60429 American Fidelity Life Ins Co	454,264	72,838	0	0	0	527,102	0.0006%
			2,089,296	185,085	0	0	0	2,274,381	0.0026%
156	11121	Unified Life Ins Co							
		11121 Unified Life Ins Co	386,138	591	3,871,531	0	0	4,258,260	0.0048%
			386,138	591	3,871,531	0	0	4,258,260	0.0048%

2022 CALIFORNIA LIFE & ANNUITY MARKET SHARE REPORT

Premium Written During The Calendar Year

Sorted by Group Name

Source: NAIC Database

Active companies only

Rec #	Group #	Group Name NAIC # Company Name	[1] Life Insurance	[2] Annuity Considerations	[3] Accident and Health	[4] Deposit Type Contracts	[5] Other Considerations	[6] Total Premium Sum of [1] thru [5]	[7] Market Share
157	781	UNION LABOR GRP 69744 Union Labor Life Ins Co	7,005,955	0	21,996,141	0	0	29,002,096	0.0329%
			7,005,955	0	21,996,141	0	0	29,002,096	0.0329%
158	2878	United Heritage Mut Grp 63983 United Heritage Life Ins Co	2,885,438	1,005,926	70,903	233	0	3,962,500	0.0045%
			2,885,438	1,005,926	70,903	233	0	3,962,500	0.0045%
159	42129	United Security Assur Co Of PA 42129 United Security Assur Co Of PA	0	0	8,741	0	0	8,741	0.0000%
			0	0	8,741	0	0	8,741	0.0000%
160	200	UNITED SERV AUTOMOBILE ASSN GRP 69663 USAA Life Ins Co	107,862,816	638,518,923	48,952,336	3,789,479	0	799,123,554	0.9058%
			107,862,816	638,518,923	48,952,336	3,789,479	0	799,123,554	0.9058%
161	707	UNITEDHEALTH GRP 79413 UnitedHealthcare Ins Co 91529 Unimerica Ins Co 61832 Chesapeake Life Ins Co 66087 Mid West Natl Life Ins Co Of TN 98205 Natl Foundation Life Ins Co 69647 Optum Ins of OH Inc	4,679,278	0	2,302,001,695	0	0	2,306,680,973	2.6146%
			2,449,882	0	40,176,089	0	0	42,625,971	0.0483%
			3,939,271	100,339	26,169,326	0	0	30,208,936	0.0342%
			653,374	33,448	827,272	0	0	1,514,094	0.0017%
			34,987	0	684,113	0	0	719,100	0.0008%
			83,768	335	0	0	0	84,103	0.0001%
			11,840,560	134,122	2,369,858,495	0	0	2,381,833,177	2.6998%
162	63819	Unity Financial Life Ins Co 63819 Unity Financial Life Ins Co	1,241,888	0	0	0	0	1,241,888	0.0014%
			1,241,888	0	0	0	0	1,241,888	0.0014%

2022 CALIFORNIA LIFE & ANNUITY MARKET SHARE REPORT

Premium Written During The Calendar Year

Sorted by Group Name

Source: NAIC Database

Active companies only

Rec #	Group #	Group Name NAIC # Company Name	[1] Life Insurance	[2] Annuity Considerations	[3] Accident and Health	[4] Deposit Type Contracts	[5] Other Considerations	[6] Total Premium Sum of [1] thru [5]	[7] Market Share
163	565	UNUM GRP							
		62235 Unum Life Ins Co Of Amer	151,496,228	774	385,683,201	20,885	0	537,201,088	0.6089%
		62049 Colonial Life & Accident Ins Co	37,970,993	252	130,488,848	0	0	168,460,093	0.1909%
		68195 Provident Life & Accident Ins Co	18,594,296	0	95,060,318	0	0	113,654,614	0.1288%
		68985 Starmount Life Ins Co	76,620	0	22,545,990	0	0	22,622,610	0.0256%
		67601 Unum Ins Co	122,773	0	14,756,859	2,048,149	0	16,927,781	0.0192%
		67598 Paul Revere Life Ins Co	360,880	0	10,302,447	0	0	10,663,327	0.0121%
			208,621,790	1,026	658,837,663	2,069,034	0	869,529,513	0.9856%
164	70955	USA Life One Ins Co Of IN							
		70955 USA Life One Ins Co Of IN	494	0	0	0	0	494	0.0000%
			494	0	0	0	0	494	0.0000%
165	4832	Voya Financial Grp							
		86509 Voya Retirement Ins & Ann Co	5,844,710	1,166,513,592	470	1,339,080	160,123,600	1,333,821,452	1.5119%
		67105 Reliastar Life Ins Co	164,915,798	16,838,887	261,880,768	173,797	0	443,809,250	0.5031%
		61360 Reliastar Life Ins Co Of NY	2,349,671	4,605	3,362,041	0	0	5,716,317	0.0065%
			173,110,179	1,183,357,084	265,243,279	1,512,877	160,123,600	1,783,347,019	2.0214%
166	836	WEST SOUTHERN GRP							
		92622 Western Southern Life Assur Co	7,421,562	874,509,353	0	3,996,221	0	885,927,136	1.0042%
		65242 Lafayette Life Ins Co	46,806,639	24,309,134	14,467	1,105,350	0	72,235,590	0.0819%
		70939 Gerber Life Ins Co	44,961,110	0	26,982,907	0	0	71,944,017	0.0815%
		99937 Columbus Life Ins Co	67,882,313	3,111,854	291	0	0	70,994,458	0.0805%
		74780 Integrity Life Ins Co	9,043	39,011,834	0	1,743,559	0	40,764,436	0.0462%
		70483 Western & Southern Life Ins Co	10,135,651	231	682,731	0	0	10,818,613	0.0123%
			177,216,318	940,942,406	27,680,396	6,845,130	0	1,152,684,250	1.3066%

2022 CALIFORNIA LIFE & ANNUITY MARKET SHARE REPORT

Premium Written During The Calendar Year

Sorted by Group Name

Source: NAIC Database

Active companies only

Rec #	Group #	Group Name NAIC # Company Name	[1] Life Insurance	[2] Annuity Considerations	[3] Accident and Health	[4] Deposit Type Contracts	[5] Other Considerations	[6] Total Premium Sum of [1] thru [5]	[7] Market Share
167	4213	Wilton Re Grp							
		69396 Texas Life Ins Co	38,699,426	0	0	0	0	38,699,426	0.0439%
		62413 Wilcac Life Ins Co	23,998,669	12,810	822,245	664,170	0	25,497,894	0.0289%
		60704 Wilton Reassur Life Co of NY	1,219,447	3,950	22,037	0	0	1,245,434	0.0014%
			63,917,542	16,760	844,282	664,170	0	65,442,754	0.0742%
168	98	WR Berkley Corp GRP							
		64890 Berkley Life & Hlth Ins Co	2,473	0	40,320,312	0	0	40,322,785	0.0457%
			2,473	0	40,320,312	0	0	40,322,785	0.0457%
169	212	ZURICH INS GRP							
		63177 Farmers New World Life Ins Co	353,417,678	4,925,181	5,921,108	9,748,144	0	374,012,111	0.4239%
		90557 Zurich Amer Life Ins Co	40,609,757	5,271,165	13,785,585	0	0	59,666,507	0.0676%
		80896 Centre Life Ins Co	0	0	1,346,490	0	0	1,346,490	0.0015%
			394,027,435	10,196,346	21,053,183	9,748,144	0	435,025,108	0.4931%
Total:			20,977,366,842	35,451,512,100	17,743,137,565	3,570,387,293	10,480,156,413	88,222,560,213	100.0000%

2022 CALIFORNIA LIFE & ANNUITY MARKET SHARE REPORT

Premiums Written During The Calendar Year

Sorted By Market Share [Written Premium]

Record Count	Company Code	Company Name	Life Insurance	Annuity Considerations	Accident And Health	Deposit Type Contract Funds	Other Considerations	Total	Market Share
1	68241	Prudential Ins Co Of Amer	420,179,513	775,894,261	185,594,258	29,545,684	3,418,835,966	4,830,049,682	5.474846%
2	65935	Massachusetts Mut Life Ins Co	1,060,444,358	1,373,475,546	64,316,649	236,923,452	1,008,035,117	3,743,195,122	4.242900%
3	61689	Athene Ann & Life Co	5,836,157	3,451,926,446	34,377	135,866	0	3,457,932,846	3.919556%
4	91596	New York Life Ins & Ann Corp	271,055,454	2,689,847,815	0	23,342,520	0	2,984,245,789	3.382633%
5	65978	Metropolitan Life Ins Co	888,726,301	713,299,460	1,071,401,050	29,004,786	196,426,965	2,898,858,562	3.285847%
6	65838	John Hancock Life Ins Co USA	555,164,327	5,733,609	99,352,748	0	2,199,456,666	2,859,707,350	3.241469%
7	67466	Pacific Life Ins Co	724,729,596	1,977,595,969	0	78,929,922	0	2,781,255,487	3.152545%
8	60488	American Gen Life Ins Co	590,873,878	2,049,808,503	4,577,141	51,577,406	0	2,696,836,928	3.056856%
9	60054	Aetna Life Ins Co	3,221,719	1,733,631	2,604,213,768	6,722,386	0	2,615,891,504	2.965105%
10	65676	Lincoln Natl Life Ins Co	855,305,058	1,186,606,535	377,591,479	0	0	2,419,503,072	2.742499%
11	79413	UnitedHealthcare Ins Co	4,679,278	0	2,302,001,695	0	0	2,306,680,973	2.614616%
12	66915	New York Life Ins Co	1,344,488,067	110,425,252	72,075,640	0	469,274,888	1,996,263,847	2.262759%
13	90611	Allianz Life Ins Co Of N Amer	299,894,882	1,653,362,372	8,884,597	0	0	1,962,141,851	2.224082%
14	62825	Anthem Blue Cross L&H Ins Co	69,170,492	0	1,826,466,961	0	0	1,895,637,453	2.148699%
15	86231	Transamerica Life Ins Co	1,097,294,014	120,374,160	132,998,531	190,720	504,407,682	1,855,265,107	2.102937%
16	67369	Cigna Hlth & Life Ins Co	22,038	0	1,793,622,852	16,097	0	1,793,660,987	2.033109%
17	62944	Equitable Financial Life Ins Co	189,585,586	1,427,744,023	1,639,238	0	41,452,411	1,660,421,258	1.882082%
18	61271	Principal Life Ins Co	129,245,564	168,833,387	315,094,305	1,001,079,803	563,733	1,614,816,792	1.830390%
19	66869	Nationwide Life Ins Co	190,771,552	1,289,472,286	22,677,530	0	0	1,502,921,368	1.703557%
20	60142	TIAA Cref Life Ins Co	20,427,025	6,522,742	250,323	1,376,808,870	0	1,404,008,960	1.591440%
21	86509	Voya Retirement Ins & Ann Co	5,844,710	1,166,513,592	470	1,339,080	160,123,600	1,333,821,452	1.511883%
22	65056	Jackson Natl Life Ins Co	60,347,958	1,264,851,141	1,849,201	205,752	0	1,327,254,052	1.504438%
23	67091	Northwestern Mut Life Ins Co	1,076,041,809	86,648,005	103,658,487	1,747,858	0	1,268,096,159	1.437383%
24	87726	Brighthouse Life Ins Co	187,056,011	932,590,897	9,004,450	0	27,500	1,128,678,858	1.279354%
25	65528	Life Ins Co Of The Southwest	641,487,635	474,847,477	408	0	0	1,116,335,520	1.265363%
26	79227	Pruco Life Ins Co	607,474,596	497,101,485	0	3,253,473	0	1,107,829,554	1.255721%
27	91642	Forethought Life Ins Co	49,958,930	1,004,818,465	3,135,732	3,277,533	0	1,061,190,660	1.202856%
28	64246	Guardian Life Ins Co Of Amer	353,073,177	625,787	676,999,543	0	0	1,030,698,507	1.168294%
29	70688	Transamerica Financial Life Ins Co	870,478	1,499,146	276,441	0	1,015,537,939	1,018,184,004	1.154108%
30	66044	Midland Natl Life Ins Co	332,781,298	674,352,693	668	317,504	0	1,007,452,163	1.141944%

2022 CALIFORNIA LIFE & ANNUITY MARKET SHARE REPORT

Premiums Written During The Calendar Year

Sorted By Market Share [Written Premium]

Record Count	Company Code	Company Name	Life Insurance	Annuity Considerations	Accident And Health	Deposit Type Contract Funds	Other Considerations	Total	Market Share
31	69019	Standard Ins Co	154,828,979	76,343,816	331,191,054	196,589	408,852,399	971,412,837	1.101093%
32	68608	Symetra Life Ins Co	107,558,302	776,060,710	81,470,676	5,951,804	0	971,041,492	1.100673%
33	63274	Fidelity & Guar Life Ins Co	143,817,317	806,896,645	0	133,313	0	950,847,275	1.077782%
34	66141	Health Net Life Ins Co	856,178	0	932,276,695	0	0	933,132,873	1.057703%
35	92622	Western Southern Life Assur Co	7,421,562	874,509,353	0	3,996,221	0	885,927,136	1.004196%
36	92657	Nationwide Life & Ann Ins Co	506,281,012	326,987,281	0	0	0	833,268,293	0.944507%
37	69663	USAA Life Ins Co	107,862,816	638,518,923	48,952,336	3,789,479	0	799,123,554	0.905804%
38	66168	Minnesota Life Ins Co	347,319,924	48,246,709	37,328,745	54,057,002	222,089,231	709,041,611	0.803696%
39	69345	Teachers Ins & Ann Assoc Of Amer	11,395,405	638,627,629	573,619	23,775,586	0	674,372,239	0.764399%
40	69108	State Farm Life Ins Co	557,078,567	14,557,386	0	1,682	0	571,637,635	0.647949%
41	68322	Empower Ann Ins Co of Amer	8,801,032	44,740,805	987,860	38,838,758	463,130,301	556,498,756	0.630790%
42	69868	United Of Omaha Life Ins Co	252,855,946	137,567,207	96,919,991	58,910,240	185,504	546,438,888	0.619387%
43	62235	Unum Life Ins Co Of Amer	151,496,228	774	385,683,201	20,885	0	537,201,088	0.608916%
44	66974	North Amer Co Life & Hlth Ins	121,527,883	405,803,272	40	177,397	0	527,508,592	0.597929%
45	63312	MassMutual Ascend Life Ins Co	4,845,071	520,103,731	14,574	569,755	0	525,533,131	0.595690%
46	65005	RiverSource Life Ins Co	122,687,612	370,012,366	24,161,404	581,071	0	517,442,453	0.586519%
47	65919	Primerica Life Ins Co	504,427,506	40,881	15,818	1,507,103	0	505,991,308	0.573540%
48	65498	Life Ins Co Of N Amer	239,911,931	0	241,614,529	0	0	481,526,460	0.545809%
49	70815	Hartford Life & Accident Ins Co	178,219,181	0	288,667,870	0	0	466,887,051	0.529215%
50	68136	Protective Life Ins Co	362,312,435	91,983,432	7,095,612	2,444,637	0	463,836,116	0.525757%
51	60895	American United Life Ins Co	44,013,063	413,756,042	105,765	993,314	0	458,868,184	0.520126%
52	71854	AAA Life Ins Co	338,118,078	96,327,653	15,864,481	490,965	0	450,801,177	0.510982%
53	67105	Reliastar Life Ins Co	164,915,798	16,838,887	261,880,768	173,797	0	443,809,250	0.503056%
54	61301	Ameritas Life Ins Corp	113,331,701	179,334,617	126,333,331	10,333,789	0	429,333,438	0.486648%
55	68675	Security Benefit Life Ins Co	1,009,710	412,254,319	0	0	0	413,264,029	0.468434%
56	60410	American Fidelity Assur Co	58,045,518	121,975,554	221,789,147	0	0	401,810,219	0.455451%
57	63177	Farmers New World Life Ins Co	353,417,678	4,925,181	5,921,108	9,748,144	0	374,012,111	0.423942%
58	60380	American Family Life Assur Co of Col	26,423,182	0	331,140,634	0	0	357,563,816	0.405297%
59	80802	US Br Sun Life Assur Co of Canada	71,878,210	0	259,133,394	0	0	331,011,604	0.375201%
60	60739	American Natl Ins Co	111,222,443	204,401,784	805,321	7,931,081	0	324,360,629	0.367662%

2022 CALIFORNIA LIFE & ANNUITY MARKET SHARE REPORT

Premiums Written During The Calendar Year
Sorted By Market Share [Written Premium]

Record Count	Company Code	Company Name	Life Insurance	Annuity Considerations	Accident And Health	Deposit Type Contract Funds	Other Considerations	Total	Market Share
61	70238	Variable Ann Life Ins Co	0	274,712,456	0	33,629,252	0	308,341,708	0.349504%
62	70025	Genworth Life Ins Co	27,385,607	711,467	266,625,044	0	0	294,722,118	0.334067%
63	93629	Empower Ann Ins Co	0	(8,312)	0	288,953,241	1,472,473	290,417,402	0.329187%
64	68381	Reliance Standard Life Ins Co	57,037,738	101,266,279	118,411,072	0	0	276,715,089	0.313656%
65	79065	Delaware Life Ins Co	2,500,323	241,910,782	0	0	0	244,411,105	0.277039%
66	88072	Talcott Resolution Life Ins Co	4,869,615	11,697,591	699,999	135,987,640	86,080,800	239,335,645	0.271286%
67	94250	Banner Life Ins Co	135,494,418	100,867,791	1,165,538	750,442	0	238,278,189	0.270088%
68	61557	Blue Shield of CA Life & Hlth Ins Co	10,463,043	0	213,825,455	0	0	224,288,498	0.254230%
69	93742	Securian Life Ins Co	184,403,645	2,708,254	17,984,734	12,651,120	0	217,747,753	0.246816%
70	68802	Sentinel Security Life Ins Co	2,276,913	209,787,397	75,220	1,881,259	0	214,020,789	0.242592%
71	67644	Penn Mut Life Ins Co	173,702,615	26,369,613	279,279	2,515,007	0	202,866,514	0.229949%
72	62626	CMFG Life Ins Co	49,571,537	33,469,822	43,885,575	655,506	73,245,387	200,827,827	0.227638%
73	97136	Metropolitan Tower Life Ins Co	24,545,255	134,104,939	362,400	0	29,108,971	188,121,565	0.213235%
74	66583	National Guardian Life Ins Co	109,214,599	6,149,305	65,285,659	522,795	0	181,172,358	0.205358%
75	88668	Mutual Of Amer Life Ins Co	288,853	441,243	97,234	0	176,134,292	176,961,622	0.200585%
76	62049	Colonial Life & Accident Ins Co	37,970,993	252	130,488,848	0	0	168,460,093	0.190949%
77	60577	American Income Life Ins Co	155,410,632	0	10,733,924	0	0	166,144,556	0.188324%
78	67989	American Memorial Life Ins Co	164,970,934	315,936	0	0	0	165,286,870	0.187352%
79	62200	Accordia Life & Ann Co	162,069,683	0	0	0	0	162,069,683	0.183705%
80	62510	Equitrust Life Ins Co	61,561	153,504,866	0	2,251,451	0	155,817,878	0.176619%
81	65595	Lincoln Benefit Life Co	136,371,646	5,072,434	10,466,111	2,893,150	0	154,803,341	0.175469%
82	93696	Fidelity Investments Life Ins Co	1,676,658	151,550,700	0	0	0	153,227,358	0.173683%
83	78077	Equitable Financial Life Ins Co of A	94,858,737	40,617,409	12,956,514	0	0	148,432,660	0.168248%
84	92738	American Equity Invest Life Ins Co	9,538	142,058,298	0	357,999	0	142,425,835	0.161439%
85	71161	Principal Natl Life Ins Co	135,594,063	0	0	0	0	135,594,063	0.153695%
86	61263	Bankers Life & Cas Co	37,628,121	54,221,345	34,178,841	0	0	126,028,307	0.142853%
87	68713	Security Life Of Denver Ins Co	125,546,739	529	0	0	0	125,547,268	0.142307%
88	69116	State Life Ins Co	93,525,381	22,474,651	2,803,747	667,847	0	119,471,626	0.135421%
89	65927	Lincoln Heritage Life Ins Co	116,835,857	2,457	141,698	0	0	116,980,012	0.132596%
90	68195	Provident Life & Accident Ins Co	18,594,296	0	95,060,318	0	0	113,654,614	0.128827%

2022 CALIFORNIA LIFE & ANNUITY MARKET SHARE REPORT

Premiums Written During The Calendar Year

Sorted By Market Share [Written Premium]

Record Count	Company Code	Company Name	Life Insurance	Annuity Considerations	Accident And Health	Deposit Type Contract Funds	Other Considerations	Total	Market Share
91	92711	HCC Life Ins Co	547,599	3,600	112,423,488	0	0	112,974,687	0.128056%
92	65536	Genworth Life & Ann Ins Co	109,586,961	1,066,065	642,061	0	0	111,295,087	0.126153%
93	64238	Guaranty Income Life Ins Co	5,307	108,106,029	0	0	0	108,111,336	0.122544%
94	71153	Talcott Resolution Life & Ann Ins Co	82,037,020	15,573,413	9,741	0	2,586,739	100,206,913	0.113584%
95	68810	Sentry Life Ins Co	2,190,127	96,430,664	0	0	0	98,620,791	0.111786%
96	64017	Jefferson Natl Life Ins Co	874,293	88,022,261	4,677	1,596,226	0	90,497,457	0.102579%
97	61999	Americo Fin Life & Ann Ins Co	37,556,465	51,353,105	121,097	166,636	0	89,197,303	0.101105%
98	69973	United Life Ins Co	14,378,586	74,269,717	1,701	0	0	88,650,004	0.100485%
99	71412	Mutual Of Omaha Ins Co	0	0	88,567,880	0	0	88,567,880	0.100391%
100	78778	Guardian Ins & Ann Co Inc	6,111,995	79,567,480	0	2,202,610	160,000	88,042,085	0.099795%
101	93432	CM Life Ins Co	19,218,981	66,521,210	0	0	0	85,740,191	0.097186%
102	68446	Oceanview Life & Annuity Co	6,493	84,910,118	6,127	0	0	84,922,738	0.096260%
103	86126	Members Life Ins Co	1,640,700	78,456,484	0	253,171	0	80,350,355	0.091077%
104	93262	Penn Ins & Ann Co	77,524,154	1,589,540	0	0	0	79,113,694	0.089675%
105	93734	Nassau Life & Ann Co	633,309	75,596,446	1,834,189	0	0	78,063,944	0.088485%
106	61069	Anthem Life Ins Co	4,837,581	0	71,900,030	0	0	76,737,611	0.086982%
107	61425	Trustmark Ins Co	61,699,949	2,690	12,486,391	0	0	74,189,030	0.084093%
108	65242	Lafayette Life Ins Co	46,806,639	24,309,134	14,467	1,105,350	0	72,235,590	0.081879%
109	70939	Gerber Life Ins Co	44,961,110	0	26,982,907	0	0	71,944,017	0.081548%
110	99937	Columbus Life Ins Co	67,882,313	3,111,854	291	0	0	70,994,458	0.080472%
111	71870	Fidelity Security Life Ins Co	6,090,854	537,859	64,052,750	0	0	70,681,463	0.080117%
112	71730	Continental Amer Ins Co	2,540,790	0	66,335,239	0	0	68,876,029	0.078071%
113	60445	Sagacor Life Ins Co	4,292,398	59,635,620	1,536	2,434,577	0	66,364,131	0.075224%
114	67539	Pan Amer Life Ins Co	23,710,185	124,926	41,101,863	1,347	0	64,938,321	0.073607%
115	91472	Globe Life & Accident Ins Co	59,133,616	0	3,247,487	0	0	62,381,103	0.070709%
116	71714	Berkshire Life Ins Co of Amer	455,293	0	60,449,032	0	0	60,904,325	0.069035%
117	90557	Zurich Amer Life Ins Co	40,609,757	5,271,165	13,785,585	0	0	59,666,507	0.067632%
118	62952	SILAC Ins Co	25,396	56,193,056	670,370	0	0	56,888,822	0.064483%
119	83607	Clear Spring Life & Ann Co	15,084	55,548,495	378	386,182	0	55,950,139	0.063419%
120	70335	West Coast Life Ins Co	54,945,088	7,728	340	0	0	54,953,156	0.062289%

2022 CALIFORNIA LIFE & ANNUITY MARKET SHARE REPORT

Premiums Written During The Calendar Year

Sorted By Market Share [Written Premium]

Record Count	Company Code	Company Name	Life Insurance	Annuity Considerations	Accident And Health	Deposit Type Contract Funds	Other Considerations	Total	Market Share
121	60183	S USA Life Ins Co Inc	3,346,709	50,275,494	24,463	0	0	53,646,666	0.060808%
122	69000	Northwestern Long Term Care Ins Co	0	0	51,191,607	0	0	51,191,607	0.058026%
123	76112	Oxford Life Ins Co	3,038,621	45,532,190	259,367	0	0	48,830,178	0.055349%
124	92916	United Amer Ins Co	404,687	379,245	47,403,802	0	0	48,187,734	0.054621%
125	70866	Everlake Assur Co	47,108,455	0	0	0	0	47,108,455	0.053397%
126	60534	American Heritage Life Ins Co	6,520,251	5,580	40,137,198	0	0	46,663,029	0.052892%
127	62065	Colonial Penn Life Ins Co	27,084,257	0	18,919,857	0	0	46,004,114	0.052146%
128	60186	Everlake Life Ins Co	43,398,218	726,585	1,615,462	0	0	45,740,265	0.051846%
129	91529	Unimerica Ins Co	2,449,882	0	40,176,089	0	0	42,625,971	0.048316%
130	74780	Integrity Life Ins Co	9,043	39,011,834	0	1,743,559	0	40,764,436	0.046206%
131	71480	Great Western Ins Co	39,465,075	1,166,552	0	0	0	40,631,627	0.046056%
132	67172	Ohio Natl Life Ins Co	34,779,442	1,582,149	560,081	467,422	2,967,849	40,356,943	0.045744%
133	64890	Berkley Life & Hlth Ins Co	2,473	0	40,320,312	0	0	40,322,785	0.045706%
134	66680	National Life Ins Co	39,077,267	68,456	924,432	0	0	40,070,155	0.045419%
135	89206	Ohio Natl Life Assur Corp	37,749,567	0	1,051,638	0	0	38,801,205	0.043981%
136	69396	Texas Life Ins Co	38,699,426	0	0	0	0	38,699,426	0.043866%
137	92444	Companion Life Ins Co of CA	25,609	0	35,839,479	0	0	35,865,088	0.040653%
138	64505	Homesteaders Life Co	34,871,995	590,608	0	0	0	35,462,603	0.040197%
139	65722	Loyal Amer Life Ins Co	166,852	16,197	35,211,758	1,811	0	35,396,618	0.040122%
140	87963	National Teachers Assoc Life Ins Co	414,184	0	34,464,300	0	0	34,878,484	0.039535%
141	68543	Liberty Bankers Life Ins Co	2,049,397	32,419,152	7,101	40,000	0	34,515,650	0.039123%
142	62146	Combined Ins Co Of Amer	8,179,414	0	26,207,069	0	0	34,386,483	0.038977%
143	93440	HM Life Ins Co	0	0	32,044,649	0	0	32,044,649	0.036323%
144	64513	Horace Mann Life Ins Co	8,191,993	23,350,134	7,071	0	0	31,549,198	0.035761%
145	70319	Washington Natl Ins Co	6,652,454	293,859	24,107,103	0	0	31,053,416	0.035199%
146	60232	Lombard Intl Life Assur Co	676	30,914,922	0	0	0	30,915,598	0.035043%
147	61832	Chesapeake Life Ins Co	3,939,271	100,339	26,169,326	0	0	30,208,936	0.034242%
148	66850	National Western Life Ins Co	17,152,460	12,885,359	0	0	0	30,037,819	0.034048%
149	71390	Puritan Life Ins Co of Amer	432,426	28,104,347	50,594	453,328	0	29,040,695	0.032918%
150	69744	Union Labor Life Ins Co	7,005,955	0	21,996,141	0	0	29,002,096	0.032874%

2022 CALIFORNIA LIFE & ANNUITY MARKET SHARE REPORT

Premiums Written During The Calendar Year

Sorted By Market Share [Written Premium]

Record Count	Company Code	Company Name	Life Insurance	Annuity Considerations	Accident And Health	Deposit Type Contract Funds	Other Considerations	Total	Market Share
151	62308	Connecticut Gen Life Ins Co	20,657,350	(70,902)	5,704,862	561,782	0	26,853,092	0.030438%
152	91693	IA Amer Life Ins Co	23,515,033	3,258,988	5,814	0	0	26,779,835	0.030355%
153	93521	Granular Ins Co	0	0	26,670,523	0	0	26,670,523	0.030231%
154	65129	Kansas City Life Ins Co	17,606,760	6,025,993	1,923,977	724,617	0	26,281,347	0.029790%
155	62413	Wilcac Life Ins Co	23,998,669	12,810	822,245	664,170	0	25,497,894	0.028902%
156	80985	4 Ever Life Ins Co	451,302	0	22,968,888	82,029	0	23,502,219	0.026640%
157	68985	Starmount Life Ins Co	76,620	0	22,545,990	0	0	22,622,610	0.025643%
158	13183	Eagle Life Ins Co	0	22,276,129	0	0	0	22,276,129	0.025250%
159	71439	Assurity Life Ins Co	15,649,989	204,689	6,145,803	0	0	22,000,481	0.024937%
160	70435	The Savings Bank Mut Life Ins Co of	20,934,778	415,073	70,565	0	0	21,420,416	0.024280%
161	69930	United Ins Co Of Amer	20,756,210	0	590,445	0	0	21,346,655	0.024196%
162	72850	United World Life Ins Co	62,549	0	20,697,269	0	0	20,759,818	0.023531%
163	64343	Pacific Guardian Life Ins Co Ltd	19,915,185	262,754	16	230,320	0	20,408,275	0.023133%
164	63258	Federated Life Ins Co	16,945,678	59,713	2,451,850	0	0	19,457,241	0.022055%
165	86630	Fortitude Life Ins & Ann Co	157,563	16,419,082	0	977,636	0	17,554,281	0.019898%
166	68594	American Amicable Life Ins Co Of TX	16,262,669	950,951	0	0	0	17,213,620	0.019512%
167	67601	Unum Ins Co	122,773	0	14,756,859	2,048,149	0	16,927,781	0.019188%
168	67814	Nassau Life Ins Co	15,757,806	168,123	15,977	0	0	15,941,906	0.018070%
169	72125	Physicians Life Ins Co	14,383,138	900	1,315,291	169,298	0	15,868,627	0.017987%
170	63290	Fidelity Life Assn A Legal Reserve L	15,585,883	0	23,878	0	0	15,609,761	0.017694%
171	64904	Investors Heritage Life Ins Co	25,838	15,497,962	0	0	0	15,523,800	0.017596%
172	61883	ManhattanLife Ins & Ann Co	458,778	0	14,778,187	0	0	15,236,965	0.017271%
173	68500	Continental Life Ins Co Brentwood	11,056	0	14,769,639	0	0	14,780,695	0.016754%
174	93548	PHL Variable Ins Co	14,196,610	54,085	0	0	0	14,250,695	0.016153%
175	67652	First Penn Pacific Life Ins Co	13,266,133	20,340	3,902	0	0	13,290,375	0.015065%
176	68772	Security Mut Life Ins Co Of NY	12,761,593	2,200	9,535	0	0	12,773,328	0.014479%
177	93661	Annuity Investors Life Ins Co	0	12,084,306	0	0	0	12,084,306	0.013698%
178	93572	RGA Reins Co	0	0	11,961,863	0	0	11,961,863	0.013559%
179	60216	Amalgamated Life Ins Co	186,941	0	10,863,167	0	0	11,050,108	0.012525%
180	70483	Western & Southern Life Ins Co	10,135,651	231	682,731	0	0	10,818,613	0.012263%

2022 CALIFORNIA LIFE & ANNUITY MARKET SHARE REPORT

Premiums Written During The Calendar Year

Sorted By Market Share [Written Premium]

Record Count	Company Code	Company Name	Life Insurance	Annuity Considerations	Accident And Health	Deposit Type Contract Funds	Other Considerations	Total	Market Share
181	67598	Paul Revere Life Ins Co	360,880	0	10,302,447	0	0	10,663,327	0.012087%
182	69310	Surety Life Ins Co	10,272,485	83,930	5,990	0	0	10,362,405	0.011746%
183	69485	Security Natl Life Ins Co	9,702,514	607,414	846	10,832	0	10,321,606	0.011700%
184	70408	Union Security Ins Co	6,580,616	633,418	3,051,566	0	0	10,265,600	0.011636%
185	60518	American Hlth & Life Ins Co	6,495,209	0	3,194,684	22,241	0	9,712,134	0.011009%
186	73504	Lumico Life Ins Co	9,410,120	0	109,199	0	0	9,519,319	0.010790%
187	76236	The Cincinnati Life Ins Co	9,153,001	155,403	15,019	0	0	9,323,423	0.010568%
188	91626	New England Life Ins Co	8,966,860	214,196	33,939	0	0	9,214,995	0.010445%
189	66370	Mony Life Ins Co	7,594,535	3,600	1,022,395	0	0	8,620,530	0.009771%
190	77968	Family Heritage Life Ins Co Of Amer	71,739	0	7,977,304	0	0	8,049,043	0.009124%
191	82538	National Hlth Ins Co	87,973	0	7,461,103	0	0	7,549,076	0.008557%
192	77879	5 Star Life Ins Co	6,552,268	0	657,722	0	0	7,209,990	0.008173%
193	80659	US Business of Canada Life Assur Co	6,699,806	0	419,003	0	0	7,118,809	0.008069%
194	86355	Standard Life & Accident Ins Co	630,684	13,027	6,411,823	0	0	7,055,534	0.007997%
195	84824	Commonwealth Ann & Life Ins Co	2,212,779	4,518,826	1,912	277,434	0	7,010,951	0.007947%
196	85189	Western United Life Assur Co	212	6,934,837	68,959	0	0	7,004,008	0.007939%
197	76023	Columbian Life Ins Co	6,975,161	0	0	0	0	6,975,161	0.007906%
198	80926	Sun Life & Hlth Ins Co	6,060,003	0	839,704	0	0	6,899,707	0.007821%
199	77720	LifeSecure Ins Co	240,828	86,586	6,379,624	0	0	6,707,038	0.007602%
200	72222	Amica Life Ins Co	6,297,622	80,821	0	0	0	6,378,443	0.007230%
201	80942	Venerable Ins & Ann Co	1,280,794	4,790,581	252	0	0	6,071,627	0.006882%
202	78662	Senior Life Ins Co	6,016,434	0	0	0	0	6,016,434	0.006820%
203	69515	Medamerica Ins Co	0	0	5,744,279	0	0	5,744,279	0.006511%
204	61360	Reliastar Life Ins Co Of NY	2,349,671	4,605	3,362,041	0	0	5,716,317	0.006479%
205	62863	Trustmark Life Ins Co	303,408	0	5,379,149	0	0	5,682,557	0.006441%
206	67148	Occidental Life Ins Co Of NC	3,955,309	1,612,988	0	0	0	5,568,297	0.006312%
207	62057	Lincoln Life & Ann Co of NY	1,170,911	3,294,034	857,060	0	0	5,322,005	0.006032%
208	65331	Liberty Natl Life Ins Co	5,037,943	848	187,873	0	0	5,226,664	0.005924%
209	84530	US Financial Life Ins Co	5,053,794	0	0	0	0	5,053,794	0.005728%
210	14406	Industrial Alliance Ins & Fin Serv I	3,451,078	1,503,542	0	0	0	4,954,620	0.005616%

2022 CALIFORNIA LIFE & ANNUITY MARKET SHARE REPORT

Premiums Written During The Calendar Year

Sorted By Market Share [Written Premium]

Record Count	Company Code	Company Name	Life Insurance	Annuity Considerations	Accident And Health	Deposit Type Contract Funds	Other Considerations	Total	Market Share
211	70106	United States Life Ins Co in the Cit	2,287,881	1,206,097	1,184,572	0	0	4,678,550	0.005303%
212	67873	Pioneer Amer Ins Co	4,228,672	220,506	0	0	0	4,449,178	0.005043%
213	67199	Old Amer Ins Co	4,375,987	0	17,918	0	0	4,393,905	0.004980%
214	61395	Beneficial Life Ins Co	4,131,077	150,267	0	21	0	4,281,365	0.004853%
215	11121	Unified Life Ins Co	386,138	591	3,871,531	0	0	4,258,260	0.004827%
216	61476	Boston Mut Life Ins Co	2,694,376	0	1,485,548	0	0	4,179,924	0.004738%
217	65781	Madison Natl Life Ins Co Inc	368,968	394,332	3,333,226	0	0	4,096,526	0.004643%
218	71773	American Natl Life Ins Co Of TX	176,715	0	3,790,331	0	0	3,967,046	0.004497%
219	63983	United Heritage Life Ins Co	2,885,438	1,005,926	70,903	233	0	3,962,500	0.004491%
220	97268	Pacific Life & Ann Co	500,993	3,455,765	0	0	0	3,956,758	0.004485%
221	90212	Great Southern Life Ins Co	3,519,859	275,645	114,682	20,527	0	3,930,713	0.004455%
222	69892	United Farm Family Life Ins Co	3,827,482	25	0	0	0	3,827,507	0.004338%
223	67180	Ohio State Life Ins Co	1,926,177	1,899,226	0	155	0	3,825,558	0.004336%
224	71129	Dearborn Life Ins Co	1,047,938	0	2,157,401	557,769	0	3,763,108	0.004265%
225	61700	Renaissance Life & Hlth Ins Co of Am	7,467	0	3,607,357	0	0	3,614,824	0.004097%
226	64602	Independence Life & Ann Co	0	0	3,573,228	0	0	3,573,228	0.004050%
227	64211	Guarantee Trust Life Ins Co	1,748,927	6,406	1,805,069	2,684	0	3,563,086	0.004039%
228	67911	Pioneer Mut Life Ins Co	3,393,488	11,386	0	0	0	3,404,874	0.003859%
229	63967	Government Personnel Mut Life Ins Co	3,333,791	7,426	39,015	0	0	3,380,232	0.003831%
230	81353	NYLife Ins Co Of AZ	3,291,283	0	0	0	0	3,291,283	0.003731%
231	70416	MML Bay State Life Ins Co	3,257,522	0	0	0	0	3,257,522	0.003692%
232	71404	Continental Gen Ins Co	119,179	401,881	2,672,732	0	0	3,193,792	0.003620%
233	93459	Pan Amer Assur Co	3,147,566	0	0	0	0	3,147,566	0.003568%
234	61212	Baltimore Life Ins Co	2,693,760	0	4,903	428,149	0	3,126,812	0.003544%
235	61492	Athene Annuity & Life Assur Co	2,477,287	36,047	509,402	0	0	3,022,736	0.003426%
236	81779	Individual Assur Co Life Hlth & Acc	0	0	2,701,754	0	0	2,701,754	0.003062%
237	90638	Best Life & Hlth Ins Co	201,807	0	2,408,398	0	0	2,610,205	0.002959%
238	99775	Funeral Directors Life Ins Co	1,369,895	1,157,591	0	0	0	2,527,486	0.002865%
239	67784	Philadelphia Amer Life Ins Co	0	0	2,210,409	0	0	2,210,409	0.002505%
240	63053	Family Life Ins Co	1,762,096	0	387,854	0	0	2,149,950	0.002437%

2022 CALIFORNIA LIFE & ANNUITY MARKET SHARE REPORT

Premiums Written During The Calendar Year

Sorted By Market Share [Written Premium]

Record Count	Company Code	Company Name	Life Insurance	Annuity Considerations	Accident And Health	Deposit Type Contract Funds	Other Considerations	Total	Market Share
241	62596	Union Fidelity Life Ins Co	582,177	0	1,505,466	0	0	2,087,643	0.002366%
242	60399	American Family Life Ins Co	1,991,916	7,200	0	0	0	1,999,116	0.002266%
243	69272	Ibexis Life & Ann Ins Co	1,722,597	274,372	0	0	0	1,996,969	0.002264%
244	61875	Church Life Ins Corp	1,632,682	355,100	0	0	0	1,987,782	0.002253%
245	60801	American Public Life Ins Co	22,178	0	1,911,342	0	0	1,933,520	0.002192%
246	65870	Manhattan Life Ins Co	950,143	745,471	188,961	0	0	1,884,575	0.002136%
247	80314	Unicare Life & Hlth Ins Co	269,256	0	1,526,656	0	0	1,795,912	0.002036%
248	69566	Trans World Assur Co	1,635,032	112,247	0	0	0	1,747,279	0.001981%
249	61182	Aurora Natl Life Assur Co	1,886,346	0	0	(198,244)	0	1,688,102	0.001913%
250	63223	Federal Life Ins Co	1,553,960	9,900	11,575	0	0	1,575,435	0.001786%
251	66087	Mid West Natl Life Ins Co Of TN	653,374	33,448	827,272	0	0	1,514,094	0.001716%
252	93610	John Hancock Life & Hlth Ins Co	16,109	0	1,488,744	0	0	1,504,853	0.001706%
253	67083	Manhattan Natl Life Ins Co	1,411,480	1,571	0	0	0	1,413,051	0.001602%
254	13100	Omaha Ins Co	0	0	1,351,449	0	0	1,351,449	0.001532%
255	80896	Centre Life Ins Co	0	0	1,346,490	0	0	1,346,490	0.001526%
256	93777	Revol One Ins Co	1,320,066	0	14,912	0	0	1,334,978	0.001513%
257	62880	Equitable Financial Life & Ann Co	1,333,718	0	0	0	0	1,333,718	0.001512%
258	63657	Garden State Life Ins Co	1,051,092	0	214,478	0	0	1,265,570	0.001435%
259	62154	Ladder Life Ins Co	1,254,006	0	0	0	0	1,254,006	0.001421%
260	60704	Wilton Reassur Life Co of NY	1,219,447	3,950	22,037	0	0	1,245,434	0.001412%
261	84522	Auto Club Life Ins Co	963,770	274,914	6,285	0	0	1,244,969	0.001411%
262	63819	Unity Financial Life Ins Co	1,241,888	0	0	0	0	1,241,888	0.001408%
263	61409	National Benefit Life Ins Co	1,131,023	0	55,541	667	0	1,187,231	0.001346%
264	67423	Aspida Life Ins Co	0	1,150,000	0	0	0	1,150,000	0.001304%
265	67059	GPM Hlth & Life Ins Co	986,109	69,548	70,979	0	0	1,126,636	0.001277%
266	64580	Illinois Mut Life Ins Co	985,120	0	107,662	0	0	1,092,782	0.001239%
267	67261	Old Republic Life Ins Co	1,090,760	0	775	0	0	1,091,535	0.001237%
268	62928	EMC Natl Life Co	969,322	86,145	571	3,484	0	1,059,522	0.001201%
269	63487	Investors Life Ins Co N Amer	972,797	0	0	0	0	972,797	0.001103%
270	69922	United Home Life Ins Co	957,569	0	5,579	0	0	963,148	0.001092%

2022 CALIFORNIA LIFE & ANNUITY MARKET SHARE REPORT

Premiums Written During The Calendar Year

Sorted By Market Share [Written Premium]

Record Count	Company Code	Company Name	Life Insurance	Annuity Considerations	Accident And Health	Deposit Type Contract Funds	Other Considerations	Total	Market Share
271	84174	ELCO Mut Life & Ann	9,942	725,823	0	184,562	0	920,327	0.001043%
272	68047	Professional Ins Co	15,572	0	865,253	0	0	880,825	0.000998%
273	88366	American Retirement Life Ins Co	0	0	873,348	0	0	873,348	0.000990%
274	67946	Pioneer Security Life Ins Co	821,353	540	0	0	0	821,893	0.000932%
275	92908	Tier One Ins Co	223	0	731,906	0	0	732,129	0.000830%
276	98205	Natl Foundation Life Ins Co	34,987	0	684,113	0	0	719,100	0.000815%
277	71471	Ability Ins Co	7,237	0	708,634	0	0	715,871	0.000811%
278	65080	John Alden Life Ins Co	419,229	210	288,196	0	0	707,635	0.000802%
279	99724	LifeShield Natl Ins Co	231,664	0	389,467	0	0	621,131	0.000704%
280	69140	First Allmerica Fin Life Ins Co	595,395	16,498	155	0	0	612,048	0.000694%
281	60429	American Fidelity Life Ins Co	454,264	72,838	0	0	0	527,102	0.000597%
282	66265	Monarch Life Ins Co	53,954	0	443,842	0	0	497,796	0.000564%
283	68632	Vantis Life Ins Co	452,426	30,000	0	0	0	482,426	0.000547%
284	60836	American Republic Ins Co	248,267	0	186,490	0	0	434,757	0.000493%
285	77399	Sterling Life Ins Co	7,225	0	419,177	0	0	426,402	0.000483%
286	68039	Athene Ann & Life Assur Co of NY	263,314	150,589	0	0	0	413,903	0.000469%
287	62634	Delaware Amer Life Ins Co	57,344	0	327,844	0	0	385,188	0.000437%
288	31119	Medico Ins Co	1,876	0	359,932	0	0	361,808	0.000410%
289	66540	National Farmers Union Life Ins Co	352,712	95	0	0	0	352,807	0.000400%
290	87645	United Fidelity Life Ins Co	273,928	5,963	0	844	0	280,735	0.000318%
291	88536	Protective Life & Annuity Ins Co	273,405	0	3,014	0	0	276,419	0.000313%
292	60275	American Bankers Life Assur Co Of FL	180,391	0	69,604	0	0	249,995	0.000283%
293	89184	Sterling Investors Life Ins Co	156,589	7,300	46,313	0	0	210,202	0.000238%
294	62103	Columbian Mut Life Ins Co	183,234	3,295	12,896	0	0	199,425	0.000226%
295	66109	Midwestern United Life Ins Co	187,686	0	0	0	0	187,686	0.000213%
296	97985	LifeMap Assur Co	164,922	0	18,999	0	0	183,921	0.000208%
297	67393	Ozark Natl Life Ins Co	166,925	0	507	0	0	167,432	0.000190%
298	60003	Park Avenue Life Ins Co	152,939	0	0	0	0	152,939	0.000173%
299	68462	Reserve Natl Ins Co	26,982	0	122,124	0	0	149,106	0.000169%
300	97764	Idealife Ins Co	86,618	1,156	0	0	0	87,774	0.000099%

2022 CALIFORNIA LIFE & ANNUITY MARKET SHARE REPORT

Premiums Written During The Calendar Year

Sorted By Market Share [Written Premium]

Record Count	Company Code	Company Name	Life Insurance	Annuity Considerations	Accident And Health	Deposit Type Contract Funds	Other Considerations	Total	Market Share
301	69647	Optum Ins of OH Inc	83,768	335	0	0	0	84,103	0.000095%
302	61751	Central States H & L Co Of Omaha	28,612	0	41,490	0	0	70,102	0.000079%
303	97152	Plateau Ins Co	23,012	0	41,983	0	0	64,995	0.000074%
304	69078	Standard Security Life Ins Co Of NY	3,527	0	56,952	0	0	60,479	0.000069%
305	97241	Everly Life Ins Co	49,525	0	249	0	0	49,774	0.000056%
306	68284	Nassau Life Ins Co of KS	9,557	0	30,598	0	0	40,155	0.000046%
307	90247	Fortitude US Reins Co	36,702	0	0	150	0	36,852	0.000042%
308	61581	Capitol Life Ins Co	3,723	0	15,520	0	0	19,243	0.000022%
309	85561	Elips Life Ins Co	10,790	0	7,033	0	0	17,823	0.000020%
310	69698	New Era Life Ins Co Of Midwest	7,829	1,300	0	6,872	0	16,001	0.000018%
311	90581	Symetra Natl Life Ins Co	12,293	0	0	0	0	12,293	0.000014%
312	68357	Reliable Life Ins Co	11,037	0	178	0	0	11,215	0.000013%
313	67903	Provident Amer Life & Hlth Ins Co	1,443	0	9,345	0	0	10,788	0.000012%
314	65951	Merit Life Ins Co	12,660	0	(2,467)	0	0	10,193	0.000012%
315	42129	United Security Assur Co Of PA	0	0	8,741	0	0	8,741	0.000010%
316	81426	Commercial Travelers Life Ins Co	0	0	7,702	0	0	7,702	0.000009%
317	66001	American Benefit Life Ins Co	5,144	2,285	0	0	0	7,429	0.000008%
318	82880	CSI Life Ins Co	4,826	0	0	0	0	4,826	0.000005%
319	78743	New Era Life Ins Co	1,426	0	0	660	0	2,086	0.000002%
320	71323	Entrada Life Ins Co	957	0	0	0	0	957	0.000001%
321	74004	Family Serv Life Ins Co	553	0	0	0	0	553	0.000001%
322	70955	USA Life One Ins Co Of IN	494	0	0	0	0	494	0.000001%
323	76007	Old United Life Ins Co	400	0	0	0	0	400	0.000000%
324	81442	Monitor Life Ins Co Of NY	232	0	0	0	0	232	0.000000%
	Totals:		20,977,366,842	35,451,512,100	17,743,137,565	3,570,387,293	10,480,156,413	88,222,560,213	100.000000%

California Life & Annuity Market Share Report
Premiums Written During Calendar Year 2022
Line of Business: LIFE INSURANCE
Sorted By Market Share (Written Premium)

Record Count	Company Code	Company Name	Written Premium	Market Share
1	66915	New York Life Ins Co	1,344,488,067	6.409232%
2	86231	Transamerica Life Ins Co	1,097,294,014	5.230847%
3	67091	Northwestern Mut Life Ins Co	1,076,041,809	5.129537%
4	65935	Massachusetts Mut Life Ins Co	1,060,444,358	5.055183%
5	65978	Metropolitan Life Ins Co	888,726,301	4.236596%
6	65676	Lincoln Natl Life Ins Co	855,305,058	4.077276%
7	67466	Pacific Life Ins Co	724,729,596	3.454817%
8	65528	Life Ins Co Of The Southwest	641,487,635	3.057999%
9	79227	Pruco Life Ins Co	607,474,596	2.895857%
10	60488	American Gen Life Ins Co	590,873,878	2.816721%
11	69108	State Farm Life Ins Co	557,078,567	2.655617%
12	65838	John Hancock Life Ins Co USA	555,164,327	2.646492%
13	92657	Nationwide Life & Ann Ins Co	506,281,012	2.413463%
14	65919	Primerica Life Ins Co	504,427,506	2.404627%
15	68241	Prudential Ins Co Of Amer	420,179,513	2.003014%
16	68136	Protective Life Ins Co	362,312,435	1.727159%
17	63177	Farmers New World Life Ins Co	353,417,678	1.684757%
18	64246	Guardian Life Ins Co Of Amer	353,073,177	1.683115%
19	66168	Minnesota Life Ins Co	347,319,924	1.655689%
20	71854	AAA Life Ins Co	338,118,078	1.611823%
21	66044	Midland Natl Life Ins Co	332,781,298	1.586383%
22	90611	Allianz Life Ins Co Of N Amer	299,894,882	1.429612%
23	91596	New York Life Ins & Ann Corp	271,055,454	1.292133%
24	69868	United Of Omaha Life Ins Co	252,855,946	1.205375%
25	65498	Life Ins Co Of N Amer	239,911,931	1.143670%
26	66869	Nationwide Life Ins Co	190,771,552	0.909416%
27	62944	Equitable Financial Life Ins Co	189,585,586	0.903763%
28	87726	Brighthouse Life Ins Co	187,056,011	0.891704%
29	93742	Securian Life Ins Co	184,403,645	0.879060%
30	70815	Hartford Life & Accident Ins Co	178,219,181	0.849578%
31	67644	Penn Mut Life Ins Co	173,702,615	0.828048%
32	67989	American Memorial Life Ins Co	164,970,934	0.786423%
33	67105	Reliastar Life Ins Co	164,915,798	0.786161%
34	62200	Accordia Life & Ann Co	162,069,683	0.772593%
35	60577	American Income Life Ins Co	155,410,632	0.740849%
36	69019	Standard Ins Co	154,828,979	0.738076%
37	62235	Unum Life Ins Co Of Amer	151,496,228	0.722189%
38	63274	Fidelity & Guar Life Ins Co	143,817,317	0.685583%
39	65595	Lincoln Benefit Life Co	136,371,646	0.650089%
40	71161	Principal Natl Life Ins Co	135,594,063	0.646383%
41	94250	Banner Life Ins Co	135,494,418	0.645908%
42	61271	Principal Life Ins Co	129,245,564	0.616119%
43	68713	Security Life Of Denver Ins Co	125,546,739	0.598487%

California Life & Annuity Market Share Report
Premiums Written During Calendar Year 2022
Line of Business: LIFE INSURANCE
Sorted By Market Share (Written Premium)

Record Count	Company Code	Company Name	Written Premium	Market Share
44	65005	RiverSource Life Ins Co	122,687,612	0.584857%
45	66974	North Amer Co Life & Hlth Ins	121,527,883	0.579329%
46	65927	Lincoln Heritage Life Ins Co	116,835,857	0.556961%
47	61301	Ameritas Life Ins Corp	113,331,701	0.540257%
48	60739	American Natl Ins Co	111,222,443	0.530202%
49	65536	Genworth Life & Ann Ins Co	109,586,961	0.522406%
50	66583	National Guardian Life Ins Co	109,214,599	0.520631%
51	69663	USAA Life Ins Co	107,862,816	0.514187%
52	68608	Symetra Life Ins Co	107,558,302	0.512735%
53	78077	Equitable Financial Life Ins Co of A	94,858,737	0.452196%
54	69116	State Life Ins Co	93,525,381	0.445839%
55	71153	Talcott Resolution Life & Ann Ins Co	82,037,020	0.391074%
56	93262	Penn Ins & Ann Co	77,524,154	0.369561%
57	80802	US Br Sun Life Assur Co of Canada	71,878,210	0.342646%
58	62825	Anthem Blue Cross L&H Ins Co	69,170,492	0.329739%
59	99937	Columbus Life Ins Co	67,882,313	0.323598%
60	61425	Trustmark Ins Co	61,699,949	0.294126%
61	65056	Jackson Natl Life Ins Co	60,347,958	0.287681%
62	91472	Globe Life & Accident Ins Co	59,133,616	0.281892%
63	60410	American Fidelity Assur Co	58,045,518	0.276705%
64	68381	Reliance Standard Life Ins Co	57,037,738	0.271901%
65	70335	West Coast Life Ins Co	54,945,088	0.261926%
66	91642	Forethought Life Ins Co	49,958,930	0.238156%
67	62626	CMFG Life Ins Co	49,571,537	0.236310%
68	70866	Everlake Assur Co	47,108,455	0.224568%
69	65242	Lafayette Life Ins Co	46,806,639	0.223129%
70	70939	Gerber Life Ins Co	44,961,110	0.214332%
71	60895	American United Life Ins Co	44,013,063	0.209812%
72	60186	Everlake Life Ins Co	43,398,218	0.206881%
73	90557	Zurich Amer Life Ins Co	40,609,757	0.193588%
74	71480	Great Western Ins Co	39,465,075	0.188132%
75	66680	National Life Ins Co	39,077,267	0.186283%
76	69396	Texas Life Ins Co	38,699,426	0.184482%
77	62049	Colonial Life & Accident Ins Co	37,970,993	0.181009%
78	89206	Ohio Natl Life Assur Corp	37,749,567	0.179954%
79	61263	Bankers Life & Cas Co	37,628,121	0.179375%
80	61999	Americo Fin Life & Ann Ins Co	37,556,465	0.179033%
81	64505	Homesteaders Life Co	34,871,995	0.166236%
82	67172	Ohio Natl Life Ins Co	34,779,442	0.165795%
83	70025	Genworth Life Ins Co	27,385,607	0.130548%
84	62065	Colonial Penn Life Ins Co	27,084,257	0.129112%
85	60380	American Family Life Assur Co of Col	26,423,182	0.125960%
86	97136	Metropolitan Tower Life Ins Co	24,545,255	0.117008%

California Life & Annuity Market Share Report
Premiums Written During Calendar Year 2022
Line of Business: LIFE INSURANCE
Sorted By Market Share (Written Premium)

Record Count	Company Code	Company Name	Written Premium	Market Share
87	62413	Wilcac Life Ins Co	23,998,669	0.114403%
88	67539	Pan Amer Life Ins Co	23,710,185	0.113027%
89	91693	IA Amer Life Ins Co	23,515,033	0.112097%
90	70435	The Savings Bank Mut Life Ins Co of	20,934,778	0.099797%
91	69930	United Ins Co Of Amer	20,756,210	0.098946%
92	62308	Connecticut Gen Life Ins Co	20,657,350	0.098474%
93	60142	TIAA Cref Life Ins Co	20,427,025	0.097376%
94	64343	Pacific Guardian Life Ins Co Ltd	19,915,185	0.094937%
95	93432	CM Life Ins Co	19,218,981	0.091618%
96	68195	Provident Life & Accident Ins Co	18,594,296	0.088640%
97	65129	Kansas City Life Ins Co	17,606,760	0.083932%
98	66850	National Western Life Ins Co	17,152,460	0.081767%
99	63258	Federated Life Ins Co	16,945,678	0.080781%
100	68594	American Amicable Life Ins Co Of TX	16,262,669	0.077525%
101	67814	Nassau Life Ins Co	15,757,806	0.075118%
102	71439	Assurity Life Ins Co	15,649,989	0.074604%
103	63290	Fidelity Life Assn A Legal Reserve L	15,585,883	0.074299%
104	72125	Physicians Life Ins Co	14,383,138	0.068565%
105	69973	United Life Ins Co	14,378,586	0.068543%
106	93548	PHL Variable Ins Co	14,196,610	0.067676%
107	67652	First Penn Pacific Life Ins Co	13,266,133	0.063240%
108	68772	Security Mut Life Ins Co Of NY	12,761,593	0.060835%
109	69345	Teachers Ins & Ann Assoc Of Amer	11,395,405	0.054322%
110	61557	Blue Shield of CA Life & Hlth Ins Co	10,463,043	0.049878%
111	69310	Surety Life Ins Co	10,272,485	0.048969%
112	70483	Western & Southern Life Ins Co	10,135,651	0.048317%
113	69485	Security Natl Life Ins Co	9,702,514	0.046252%
114	73504	Lumico Life Ins Co	9,410,120	0.044858%
115	76236	The Cincinnati Life Ins Co	9,153,001	0.043633%
116	91626	New England Life Ins Co	8,966,860	0.042745%
117	68322	Empower Ann Ins Co of Amer	8,801,032	0.041955%
118	64513	Horace Mann Life Ins Co	8,191,993	0.039052%
119	62146	Combined Ins Co Of Amer	8,179,414	0.038992%
120	66370	Mony Life Ins Co	7,594,535	0.036203%
121	92622	Western Southern Life Assur Co	7,421,562	0.035379%
122	69744	Union Labor Life Ins Co	7,005,955	0.033398%
123	76023	Columbian Life Ins Co	6,975,161	0.033251%
124	80659	US Business of Canada Life Assur Co	6,699,806	0.031938%
125	70319	Washington Natl Ins Co	6,652,454	0.031713%
126	70408	Union Security Ins Co	6,580,616	0.031370%
127	77879	5 Star Life Ins Co	6,552,268	0.031235%
128	60534	American Heritage Life Ins Co	6,520,251	0.031082%
129	60518	American Hlth & Life Ins Co	6,495,209	0.030963%

California Life & Annuity Market Share Report
Premiums Written During Calendar Year 2022
Line of Business: LIFE INSURANCE
Sorted By Market Share (Written Premium)

Record Count	Company Code	Company Name	Written Premium	Market Share
130	72222	Amica Life Ins Co	6,297,622	0.030021%
131	78778	Guardian Ins & Ann Co Inc	6,111,995	0.029136%
132	71870	Fidelity Security Life Ins Co	6,090,854	0.029035%
133	80926	Sun Life & Hlth Ins Co	6,060,003	0.028888%
134	78662	Senior Life Ins Co	6,016,434	0.028681%
135	86509	Voya Retirement Ins & Ann Co	5,844,710	0.027862%
136	61689	Athene Ann & Life Co	5,836,157	0.027821%
137	84530	US Financial Life Ins Co	5,053,794	0.024092%
138	65331	Liberty Natl Life Ins Co	5,037,943	0.024016%
139	88072	Talcott Resolution Life Ins Co	4,869,615	0.023214%
140	63312	MassMutual Ascend Life Ins Co	4,845,071	0.023097%
141	61069	Anthem Life Ins Co	4,837,581	0.023061%
142	79413	UnitedHealthcare Ins Co	4,679,278	0.022306%
143	67199	Old Amer Ins Co	4,375,987	0.020861%
144	60445	Sagicor Life Ins Co	4,292,398	0.020462%
145	67873	Pioneer Amer Ins Co	4,228,672	0.020158%
146	61395	Beneficial Life Ins Co	4,131,077	0.019693%
147	67148	Occidental Life Ins Co Of NC	3,955,309	0.018855%
148	61832	Chesapeake Life Ins Co	3,939,271	0.018779%
149	69892	United Farm Family Life Ins Co	3,827,482	0.018246%
150	90212	Great Southern Life Ins Co	3,519,859	0.016779%
151	14406	Industrial Alliance Ins & Fin Serv I	3,451,078	0.016451%
152	67911	Pioneer Mut Life Ins Co	3,393,488	0.016177%
153	60183	S USA Life Ins Co Inc	3,346,709	0.015954%
154	63967	Government Personnel Mut Life Ins Co	3,333,791	0.015892%
155	81353	NYLife Ins Co Of AZ	3,291,283	0.015690%
156	70416	MML Bay State Life Ins Co	3,257,522	0.015529%
157	60054	Aetna Life Ins Co	3,221,719	0.015358%
158	93459	Pan Amer Assur Co	3,147,566	0.015005%
159	76112	Oxford Life Ins Co	3,038,621	0.014485%
160	63983	United Heritage Life Ins Co	2,885,438	0.013755%
161	61476	Boston Mut Life Ins Co	2,694,376	0.012844%
162	61212	Baltimore Life Ins Co	2,693,760	0.012841%
163	71730	Continental Amer Ins Co	2,540,790	0.012112%
164	79065	Delaware Life Ins Co	2,500,323	0.011919%
165	61492	Athene Annuity & Life Assur Co	2,477,287	0.011809%
166	91529	Unimerica Ins Co	2,449,882	0.011679%
167	61360	Reliastar Life Ins Co Of NY	2,349,671	0.011201%
168	70106	United States Life Ins Co in the Cit	2,287,881	0.010906%
169	68802	Sentinel Security Life Ins Co	2,276,913	0.010854%
170	84824	Commonwealth Ann & Life Ins Co	2,212,779	0.010548%
171	68810	Sentry Life Ins Co	2,190,127	0.010440%
172	68543	Liberty Bankers Life Ins Co	2,049,397	0.009770%

California Life & Annuity Market Share Report
Premiums Written During Calendar Year 2022
Line of Business: LIFE INSURANCE
Sorted By Market Share (Written Premium)

Record Count	Company Code	Company Name	Written Premium	Market Share
173	60399	American Family Life Ins Co	1,991,916	0.009496%
174	67180	Ohio State Life Ins Co	1,926,177	0.009182%
175	61182	Aurora Natl Life Assur Co	1,886,346	0.008992%
176	63053	Family Life Ins Co	1,762,096	0.008400%
177	64211	Guarantee Trust Life Ins Co	1,748,927	0.008337%
178	69272	Ibexis Life & Ann Ins Co	1,722,597	0.008212%
179	93696	Fidelity Investments Life Ins Co	1,676,658	0.007993%
180	86126	Members Life Ins Co	1,640,700	0.007821%
181	69566	Trans World Assur Co	1,635,032	0.007794%
182	61875	Church Life Ins Corp	1,632,682	0.007783%
183	63223	Federal Life Ins Co	1,553,960	0.007408%
184	67083	Manhattan Natl Life Ins Co	1,411,480	0.006729%
185	99775	Funeral Directors Life Ins Co	1,369,895	0.006530%
186	62880	Equitable Financial Life & Ann Co	1,333,718	0.006358%
187	93777	Revol One Ins Co	1,320,066	0.006293%
188	80942	Venerable Ins & Ann Co	1,280,794	0.006106%
189	62154	Ladder Life Ins Co	1,254,006	0.005978%
190	63819	Unity Financial Life Ins Co	1,241,888	0.005920%
191	60704	Wilton Reassur Life Co of NY	1,219,447	0.005813%
192	62057	Lincoln Life & Ann Co of NY	1,170,911	0.005582%
193	61409	National Benefit Life Ins Co	1,131,023	0.005392%
194	67261	Old Republic Life Ins Co	1,090,760	0.005200%
195	63657	Garden State Life Ins Co	1,051,092	0.005011%
196	71129	Dearborn Life Ins Co	1,047,938	0.004996%
197	68675	Security Benefit Life Ins Co	1,009,710	0.004813%
198	67059	GPM Hlth & Life Ins Co	986,109	0.004701%
199	64580	Illinois Mut Life Ins Co	985,120	0.004696%
200	63487	Investors Life Ins Co N Amer	972,797	0.004637%
201	62928	EMC Natl Life Co	969,322	0.004621%
202	84522	Auto Club Life Ins Co	963,770	0.004594%
203	69922	United Home Life Ins Co	957,569	0.004565%
204	65870	Manhattan Life Ins Co	950,143	0.004529%
205	64017	Jefferson Natl Life Ins Co	874,293	0.004168%
206	70688	Transamerica Financial Life Ins Co	870,478	0.004150%
207	66141	Health Net Life Ins Co	856,178	0.004081%
208	67946	Pioneer Security Life Ins Co	821,353	0.003915%
209	66087	Mid West Natl Life Ins Co Of TN	653,374	0.003115%
210	93734	Nassau Life & Ann Co	633,309	0.003019%
211	86355	Standard Life & Accident Ins Co	630,684	0.003006%
212	69140	First Allmerica Fin Life Ins Co	595,395	0.002838%
213	62596	Union Fidelity Life Ins Co	582,177	0.002775%
214	92711	HCC Life Ins Co	547,599	0.002610%
215	97268	Pacific Life & Ann Co	500,993	0.002388%

California Life & Annuity Market Share Report
Premiums Written During Calendar Year 2022
Line of Business: LIFE INSURANCE
Sorted By Market Share (Written Premium)

Record Count	Company Code	Company Name	Written Premium	Market Share
216	61883	ManhattanLife Ins & Ann Co	458,778	0.002187%
217	71714	Berkshire Life Ins Co of Amer	455,293	0.002170%
218	60429	American Fidelity Life Ins Co	454,264	0.002165%
219	68632	Vantis Life Ins Co	452,426	0.002157%
220	80985	4 Ever Life Ins Co	451,302	0.002151%
221	71390	Puritan Life Ins Co of Amer	432,426	0.002061%
222	65080	John Alden Life Ins Co	419,229	0.001998%
223	87963	National Teachers Assoc Life Ins Co	414,184	0.001974%
224	92916	United Amer Ins Co	404,687	0.001929%
225	11121	Unified Life Ins Co	386,138	0.001841%
226	65781	Madison Natl Life Ins Co Inc	368,968	0.001759%
227	67598	Paul Revere Life Ins Co	360,880	0.001720%
228	66540	National Farmers Union Life Ins Co	352,712	0.001681%
229	62863	Trustmark Life Ins Co	303,408	0.001446%
230	88668	Mutual Of Amer Life Ins Co	288,853	0.001377%
231	87645	United Fidelity Life Ins Co	273,928	0.001306%
232	88536	Protective Life & Annuity Ins Co	273,405	0.001303%
233	80314	Unicare Life & Hlth Ins Co	269,256	0.001284%
234	68039	Athene Ann & Life Assur Co of NY	263,314	0.001255%
235	60836	American Republic Ins Co	248,267	0.001183%
236	77720	LifeSecure Ins Co	240,828	0.001148%
237	99724	LifeShield Natl Ins Co	231,664	0.001104%
238	90638	Best Life & Hlth Ins Co	201,807	0.000962%
239	66109	Midwestern United Life Ins Co	187,686	0.000895%
240	60216	Amalgamated Life Ins Co	186,941	0.000891%
241	62103	Columbian Mut Life Ins Co	183,234	0.000873%
242	60275	American Bankers Life Assur Co Of FL	180,391	0.000860%
243	71773	American Natl Life Ins Co Of TX	176,715	0.000842%
244	67393	Ozark Natl Life Ins Co	166,925	0.000796%
245	65722	Loyal Amer Life Ins Co	166,852	0.000795%
246	97985	LifeMap Assur Co	164,922	0.000786%
247	86630	Fortitude Life Ins & Ann Co	157,563	0.000751%
248	89184	Sterling Investors Life Ins Co	156,589	0.000746%
249	60003	Park Avenue Life Ins Co	152,939	0.000729%
250	67601	Unum Ins Co	122,773	0.000585%
251	71404	Continental Gen Ins Co	119,179	0.000568%
252	82538	National Hlth Ins Co	87,973	0.000419%
253	97764	Idealife Ins Co	86,618	0.000413%
254	69647	Optum Ins of OH Inc	83,768	0.000399%
255	68985	Starmount Life Ins Co	76,620	0.000365%
256	77968	Family Heritage Life Ins Co Of Amer	71,739	0.000342%
257	72850	United World Life Ins Co	62,549	0.000298%
258	62510	Equitrust Life Ins Co	61,561	0.000293%

California Life & Annuity Market Share Report
Premiums Written During Calendar Year 2022
Line of Business: LIFE INSURANCE
Sorted By Market Share (Written Premium)

Record Count	Company Code	Company Name	Written Premium	Market Share
259	62634	Delaware Amer Life Ins Co	57,344	0.000273%
260	66265	Monarch Life Ins Co	53,954	0.000257%
261	97241	Everly Life Ins Co	49,525	0.000236%
262	90247	Fortitude US Reins Co	36,702	0.000175%
263	98205	Natl Foundation Life Ins Co	34,987	0.000167%
264	61751	Central States H & L Co Of Omaha	28,612	0.000136%
265	68462	Reserve Natl Ins Co	26,982	0.000129%
266	64904	Investors Heritage Life Ins Co	25,838	0.000123%
267	92444	Companion Life Ins Co of CA	25,609	0.000122%
268	62952	SILAC Ins Co	25,396	0.000121%
269	97152	Plateau Ins Co	23,012	0.000110%
270	60801	American Public Life Ins Co	22,178	0.000106%
271	67369	Cigna Hlth & Life Ins Co	22,038	0.000105%
272	93610	John Hancock Life & Hlth Ins Co	16,109	0.000077%
273	68047	Professional Ins Co	15,572	0.000074%
274	83607	Clear Spring Life & Ann Co	15,084	0.000072%
275	65951	Merit Life Ins Co	12,660	0.000060%
276	90581	Symetra Natl Life Ins Co	12,293	0.000059%
277	68500	Continental Life Ins Co Brentwood	11,056	0.000053%
278	68357	Reliable Life Ins Co	11,037	0.000053%
279	85561	Elips Life Ins Co	10,790	0.000051%
280	84174	ELCO Mut Life & Ann	9,942	0.000047%
281	68284	Nassau Life Ins Co of KS	9,557	0.000046%
282	92738	American Equity Invest Life Ins Co	9,538	0.000045%
283	74780	Integrity Life Ins Co	9,043	0.000043%
284	69698	New Era Life Ins Co Of Midwest	7,829	0.000037%
285	61700	Renaissance Life & Hlth Ins Co of Am	7,467	0.000036%
286	71471	Ability Ins Co	7,237	0.000034%
287	77399	Sterling Life Ins Co	7,225	0.000034%
288	68446	Oceanview Life & Annuity Co	6,493	0.000031%
289	64238	Guaranty Income Life Ins Co	5,307	0.000025%
290	66001	American Benefit Life Ins Co	5,144	0.000025%
291	82880	CSI Life Ins Co	4,826	0.000023%
292	61581	Capitol Life Ins Co	3,723	0.000018%
293	69078	Standard Security Life Ins Co Of NY	3,527	0.000017%
294	64890	Berkley Life & Hlth Ins Co	2,473	0.000012%
295	31119	Medico Ins Co	1,876	0.000009%
296	67903	Provident Amer Life & Hlth Ins Co	1,443	0.000007%
297	78743	New Era Life Ins Co	1,426	0.000007%
298	71323	Entrada Life Ins Co	957	0.000005%
299	60232	Lombard Intl Life Assur Co	676	0.000003%
300	74004	Family Serv Life Ins Co	553	0.000003%
301	70955	USA Life One Ins Co Of IN	494	0.000002%

California Life & Annuity Market Share Report
Premiums Written During Calendar Year 2022
Line of Business: LIFE INSURANCE
Sorted By Market Share (Written Premium)

Record Count	Company Code	Company Name	Written Premium	Market Share
302	76007	Old United Life Ins Co	400	0.000002%
303	81442	Monitor Life Ins Co Of NY	232	0.000001%
304	92908	Tier One Ins Co	223	0.000001%
305	85189	Western United Life Assur Co	212	0.000001%
	Totals:		20,977,366,842	100.000000%

California Life & Annuity Market Share Report
Premiums Written During Calendar Year 2022
Line of Business: ANNUITY CONSIDERATIONS
Sorted By Market Share (Written Premium)

Record Count	Company Code	Company Name	Written Premium	Market Share
1	61689	Athene Ann & Life Co	3,451,926,446	9.737014%
2	91596	New York Life Ins & Ann Corp	2,689,847,815	7.587382%
3	60488	American Gen Life Ins Co	2,049,808,503	5.781993%
4	67466	Pacific Life Ins Co	1,977,595,969	5.578300%
5	90611	Allianz Life Ins Co Of N Amer	1,653,362,372	4.663718%
6	62944	Equitable Financial Life Ins Co	1,427,744,023	4.027306%
7	65935	Massachusetts Mut Life Ins Co	1,373,475,546	3.874228%
8	66869	Nationwide Life Ins Co	1,289,472,286	3.637276%
9	65056	Jackson Natl Life Ins Co	1,264,851,141	3.567826%
10	65676	Lincoln Natl Life Ins Co	1,186,606,535	3.347118%
11	86509	Voya Retirement Ins & Ann Co	1,166,513,592	3.290441%
12	91642	Forethought Life Ins Co	1,004,818,465	2.834340%
13	87726	Brighthouse Life Ins Co	932,590,897	2.630604%
14	92622	Western Southern Life Assur Co	874,509,353	2.466770%
15	63274	Fidelity & Guar Life Ins Co	806,896,645	2.276052%
16	68608	Symetra Life Ins Co	776,060,710	2.189072%
17	68241	Prudential Ins Co Of Amer	775,894,261	2.188602%
18	65978	Metropolitan Life Ins Co	713,299,460	2.012038%
19	66044	Midland Natl Life Ins Co	674,352,693	1.902179%
20	69345	Teachers Ins & Ann Assoc Of Amer	638,627,629	1.801408%
21	69663	USAA Life Ins Co	638,518,923	1.801101%
22	63312	MassMutual Ascend Life Ins Co	520,103,731	1.467081%
23	79227	Pruco Life Ins Co	497,101,485	1.402198%
24	65528	Life Ins Co Of The Southwest	474,847,477	1.339425%
25	60895	American United Life Ins Co	413,756,042	1.167101%
26	68675	Security Benefit Life Ins Co	412,254,319	1.162865%
27	66974	North Amer Co Life & Hlth Ins	405,803,272	1.144669%
28	65005	RiverSource Life Ins Co	370,012,366	1.043712%
29	92657	Nationwide Life & Ann Ins Co	326,987,281	0.922349%
30	70238	Variable Ann Life Ins Co	274,712,456	0.774895%
31	79065	Delaware Life Ins Co	241,910,782	0.682369%
32	68802	Sentinel Security Life Ins Co	209,787,397	0.591757%
33	60739	American Natl Ins Co	204,401,784	0.576566%
34	61301	Ameritas Life Ins Corp	179,334,617	0.505858%
35	61271	Principal Life Ins Co	168,833,387	0.476236%
36	62510	Equitrust Life Ins Co	153,504,866	0.432999%
37	93696	Fidelity Investments Life Ins Co	151,550,700	0.427486%
38	92738	American Equity Invest Life Ins Co	142,058,298	0.400711%
39	69868	United Of Omaha Life Ins Co	137,567,207	0.388042%
40	97136	Metropolitan Tower Life Ins Co	134,104,939	0.378276%
41	60410	American Fidelity Assur Co	121,975,554	0.344062%
42	86231	Transamerica Life Ins Co	120,374,160	0.339545%

California Life & Annuity Market Share Report
Premiums Written During Calendar Year 2022
Line of Business: ANNUITY CONSIDERATIONS
Sorted By Market Share (Written Premium)

Record Count	Company Code	Company Name	Written Premium	Market Share
43	66915	New York Life Ins Co	110,425,252	0.311482%
44	64238	Guaranty Income Life Ins Co	108,106,029	0.304940%
45	68381	Reliance Standard Life Ins Co	101,266,279	0.285647%
46	94250	Banner Life Ins Co	100,867,791	0.284523%
47	68810	Sentry Life Ins Co	96,430,664	0.272007%
48	71854	AAA Life Ins Co	96,327,653	0.271716%
49	68136	Protective Life Ins Co	91,983,432	0.259462%
50	64017	Jefferson Natl Life Ins Co	88,022,261	0.248289%
51	67091	Northwestern Mut Life Ins Co	86,648,005	0.244412%
52	68446	Oceanview Life & Annuity Co	84,910,118	0.239510%
53	78778	Guardian Ins & Ann Co Inc	79,567,480	0.224440%
54	86126	Members Life Ins Co	78,456,484	0.221306%
55	69019	Standard Ins Co	76,343,816	0.215347%
56	93734	Nassau Life & Ann Co	75,596,446	0.213239%
57	69973	United Life Ins Co	74,269,717	0.209496%
58	93432	CM Life Ins Co	66,521,210	0.187640%
59	60445	Sagicor Life Ins Co	59,635,620	0.168217%
60	62952	SILAC Ins Co	56,193,056	0.158506%
61	83607	Clear Spring Life & Ann Co	55,548,495	0.156688%
62	61263	Bankers Life & Cas Co	54,221,345	0.152945%
63	61999	Americo Fin Life & Ann Ins Co	51,353,105	0.144854%
64	60183	S USA Life Ins Co Inc	50,275,494	0.141814%
65	66168	Minnesota Life Ins Co	48,246,709	0.136092%
66	76112	Oxford Life Ins Co	45,532,190	0.128435%
67	68322	Empower Ann Ins Co of Amer	44,740,805	0.126203%
68	78077	Equitable Financial Life Ins Co of A	40,617,409	0.114571%
69	74780	Integrity Life Ins Co	39,011,834	0.110043%
70	62626	CMFG Life Ins Co	33,469,822	0.094410%
71	68543	Liberty Bankers Life Ins Co	32,419,152	0.091446%
72	60232	Lombard Intl Life Assur Co	30,914,922	0.087203%
73	71390	Puritan Life Ins Co of Amer	28,104,347	0.079275%
74	67644	Penn Mut Life Ins Co	26,369,613	0.074382%
75	65242	Lafayette Life Ins Co	24,309,134	0.068570%
76	64513	Horace Mann Life Ins Co	23,350,134	0.065865%
77	69116	State Life Ins Co	22,474,651	0.063395%
78	13183	Eagle Life Ins Co	22,276,129	0.062835%
79	67105	Reliastar Life Ins Co	16,838,887	0.047498%
80	86630	Fortitude Life Ins & Ann Co	16,419,082	0.046314%
81	71153	Talcott Resolution Life & Ann Ins Co	15,573,413	0.043929%
82	64904	Investors Heritage Life Ins Co	15,497,962	0.043716%
83	69108	State Farm Life Ins Co	14,557,386	0.041063%
84	66850	National Western Life Ins Co	12,885,359	0.036346%

California Life & Annuity Market Share Report
Premiums Written During Calendar Year 2022
Line of Business: ANNUITY CONSIDERATIONS
Sorted By Market Share (Written Premium)

Record Count	Company Code	Company Name	Written Premium	Market Share
85	93661	Annuity Investors Life Ins Co	12,084,306	0.034087%
86	88072	Talcott Resolution Life Ins Co	11,697,591	0.032996%
87	85189	Western United Life Assur Co	6,934,837	0.019561%
88	60142	TIAA Cref Life Ins Co	6,522,742	0.018399%
89	66583	National Guardian Life Ins Co	6,149,305	0.017346%
90	65129	Kansas City Life Ins Co	6,025,993	0.016998%
91	65838	John Hancock Life Ins Co USA	5,733,609	0.016173%
92	90557	Zurich Amer Life Ins Co	5,271,165	0.014869%
93	65595	Lincoln Benefit Life Co	5,072,434	0.014308%
94	63177	Farmers New World Life Ins Co	4,925,181	0.013893%
95	80942	Venerable Ins & Ann Co	4,790,581	0.013513%
96	84824	Commonwealth Ann & Life Ins Co	4,518,826	0.012746%
97	97268	Pacific Life & Ann Co	3,455,765	0.009748%
98	62057	Lincoln Life & Ann Co of NY	3,294,034	0.009292%
99	91693	IA Amer Life Ins Co	3,258,988	0.009193%
100	99937	Columbus Life Ins Co	3,111,854	0.008778%
101	93742	Securian Life Ins Co	2,708,254	0.007639%
102	67180	Ohio State Life Ins Co	1,899,226	0.005357%
103	60054	Aetna Life Ins Co	1,733,631	0.004890%
104	67148	Occidental Life Ins Co Of NC	1,612,988	0.004550%
105	93262	Penn Ins & Ann Co	1,589,540	0.004484%
106	67172	Ohio Natl Life Ins Co	1,582,149	0.004463%
107	14406	Industrial Alliance Ins & Fin Serv I	1,503,542	0.004241%
108	70688	Transamerica Financial Life Ins Co	1,499,146	0.004229%
109	70106	United States Life Ins Co in the Cit	1,206,097	0.003402%
110	71480	Great Western Ins Co	1,166,552	0.003291%
111	99775	Funeral Directors Life Ins Co	1,157,591	0.003265%
112	67423	Aspida Life Ins Co	1,150,000	0.003244%
113	65536	Genworth Life & Ann Ins Co	1,066,065	0.003007%
114	63983	United Heritage Life Ins Co	1,005,926	0.002837%
115	68594	American Amicable Life Ins Co Of TX	950,951	0.002682%
116	65870	Manhattan Life Ins Co	745,471	0.002103%
117	60186	Everlake Life Ins Co	726,585	0.002050%
118	84174	ELCO Mut Life & Ann	725,823	0.002047%
119	70025	Genworth Life Ins Co	711,467	0.002007%
120	70408	Union Security Ins Co	633,418	0.001787%
121	64246	Guardian Life Ins Co Of Amer	625,787	0.001765%
122	69485	Security Natl Life Ins Co	607,414	0.001713%
123	64505	Homesteaders Life Co	590,608	0.001666%
124	71870	Fidelity Security Life Ins Co	537,859	0.001517%
125	88668	Mutual Of Amer Life Ins Co	441,243	0.001245%
126	70435	The Savings Bank Mut Life Ins Co of	415,073	0.001171%

California Life & Annuity Market Share Report
Premiums Written During Calendar Year 2022
Line of Business: ANNUITY CONSIDERATIONS
Sorted By Market Share (Written Premium)

Record Count	Company Code	Company Name	Written Premium	Market Share
127	71404	Continental Gen Ins Co	401,881	0.001134%
128	65781	Madison Natl Life Ins Co Inc	394,332	0.001112%
129	92916	United Amer Ins Co	379,245	0.001070%
130	61875	Church Life Ins Corp	355,100	0.001002%
131	67989	American Memorial Life Ins Co	315,936	0.000891%
132	70319	Washington Natl Ins Co	293,859	0.000829%
133	90212	Great Southern Life Ins Co	275,645	0.000778%
134	84522	Auto Club Life Ins Co	274,914	0.000775%
135	69272	Ibexis Life & Ann Ins Co	274,372	0.000774%
136	64343	Pacific Guardian Life Ins Co Ltd	262,754	0.000741%
137	67873	Pioneer Amer Ins Co	220,506	0.000622%
138	91626	New England Life Ins Co	214,196	0.000604%
139	71439	Assurity Life Ins Co	204,689	0.000577%
140	67814	Nassau Life Ins Co	168,123	0.000474%
141	76236	The Cincinnati Life Ins Co	155,403	0.000438%
142	68039	Athene Ann & Life Assur Co of NY	150,589	0.000425%
143	61395	Beneficial Life Ins Co	150,267	0.000424%
144	67539	Pan Amer Life Ins Co	124,926	0.000352%
145	69566	Trans World Assur Co	112,247	0.000317%
146	61832	Chesapeake Life Ins Co	100,339	0.000283%
147	77720	LifeSecure Ins Co	86,586	0.000244%
148	62928	EMC Natl Life Co	86,145	0.000243%
149	69310	Surety Life Ins Co	83,930	0.000237%
150	72222	Amica Life Ins Co	80,821	0.000228%
151	60429	American Fidelity Life Ins Co	72,838	0.000205%
152	67059	GPM Hlth & Life Ins Co	69,548	0.000196%
153	66680	National Life Ins Co	68,456	0.000193%
154	63258	Federated Life Ins Co	59,713	0.000168%
155	93548	PHL Variable Ins Co	54,085	0.000153%
156	65919	Primerica Life Ins Co	40,881	0.000115%
157	61492	Athene Annuity & Life Assur Co	36,047	0.000102%
158	66087	Mid West Natl Life Ins Co Of TN	33,448	0.000094%
159	68632	Vantis Life Ins Co	30,000	0.000085%
160	67652	First Penn Pacific Life Ins Co	20,340	0.000057%
161	69140	First Allmerica Fin Life Ins Co	16,498	0.000047%
162	65722	Loyal Amer Life Ins Co	16,197	0.000046%
163	86355	Standard Life & Accident Ins Co	13,027	0.000037%
164	62413	Wilcac Life Ins Co	12,810	0.000036%
165	67911	Pioneer Mut Life Ins Co	11,386	0.000032%
166	63223	Federal Life Ins Co	9,900	0.000028%
167	70335	West Coast Life Ins Co	7,728	0.000022%
168	63967	Government Personnel Mut Life Ins Co	7,426	0.000021%

California Life & Annuity Market Share Report
Premiums Written During Calendar Year 2022
Line of Business: ANNUITY CONSIDERATIONS
Sorted By Market Share (Written Premium)

Record Count	Company Code	Company Name	Written Premium	Market Share
169	89184	Sterling Investors Life Ins Co	7,300	0.000021%
170	60399	American Family Life Ins Co	7,200	0.000020%
171	64211	Guarantee Trust Life Ins Co	6,406	0.000018%
172	87645	United Fidelity Life Ins Co	5,963	0.000017%
173	60534	American Heritage Life Ins Co	5,580	0.000016%
174	61360	Reliastar Life Ins Co Of NY	4,605	0.000013%
175	60704	Wilton Reassur Life Co of NY	3,950	0.000011%
176	66370	Mony Life Ins Co	3,600	0.000010%
177	92711	HCC Life Ins Co	3,600	0.000010%
178	62103	Columbian Mut Life Ins Co	3,295	0.000009%
179	61425	Trustmark Ins Co	2,690	0.000008%
180	65927	Lincoln Heritage Life Ins Co	2,457	0.000007%
181	66001	American Benefit Life Ins Co	2,285	0.000006%
182	68772	Security Mut Life Ins Co Of NY	2,200	0.000006%
183	67083	Manhattan Natl Life Ins Co	1,571	0.000004%
184	69698	New Era Life Ins Co Of Midwest	1,300	0.000004%
185	97764	Idealife Ins Co	1,156	0.000003%
186	72125	Physicians Life Ins Co	900	0.000003%
187	65331	Liberty Natl Life Ins Co	848	0.000002%
188	62235	Unum Life Ins Co Of Amer	774	0.000002%
189	11121	Unified Life Ins Co	591	0.000002%
190	67946	Pioneer Security Life Ins Co	540	0.000002%
191	68713	Security Life Of Denver Ins Co	529	0.000001%
192	69647	Optum Ins of OH Inc	335	0.000001%
193	62049	Colonial Life & Accident Ins Co	252	0.000001%
194	70483	Western & Southern Life Ins Co	231	0.000001%
195	65080	John Alden Life Ins Co	210	0.000001%
196	66540	National Farmers Union Life Ins Co	95	0.000000%
197	69892	United Farm Family Life Ins Co	25	0.000000%
	Totals:		35,451,591,314	100.000000%

California Life & Annuity Market Share Report
Premiums Written During Calendar Year 2022
Line of Business: ACCIDENT AND HEALTH
Sorted By Market Share [Written Premium]

Exhibit (4D)

Record Count	Company Code	Company Name	Written Premium	Market Share
1	60054	Aetna Life Ins Co	2,604,213,768	14.677299%
2	79413	UnitedHealthcare Ins Co	2,302,001,695	12.974038%
3	62825	Anthem Blue Cross L&H Ins Co	1,826,466,961	10.293933%
4	67369	Cigna Hlth & Life Ins Co	1,793,622,852	10.108824%
5	65978	Metropolitan Life Ins Co	1,071,401,050	6.038396%
6	66141	Health Net Life Ins Co	932,276,695	5.254294%
7	64246	Guardian Life Ins Co Of Amer	676,999,543	3.815557%
8	62235	Unum Life Ins Co Of Amer	385,683,201	2.173703%
9	65676	Lincoln Natl Life Ins Co	377,591,479	2.128098%
10	69019	Standard Ins Co	331,191,054	1.866586%
11	60380	American Family Life Assur Co of Col	331,140,634	1.866302%
12	61271	Principal Life Ins Co	315,094,305	1.775866%
13	70815	Hartford Life & Accident Ins Co	288,667,870	1.626927%
14	70025	Genworth Life Ins Co	266,625,044	1.502694%
15	67105	Reliastar Life Ins Co	261,880,768	1.475955%
16	80802	US Br Sun Life Assur Co of Canada	259,133,394	1.460471%
17	65498	Life Ins Co Of N Amer	241,614,529	1.361735%
18	60410	American Fidelity Assur Co	221,789,147	1.249999%
19	61557	Blue Shield of CA Life & Hlth Ins Co	213,825,455	1.205116%
20	68241	Prudential Ins Co Of Amer	185,594,258	1.046006%
21	86231	Transamerica Life Ins Co	132,998,531	0.749577%
22	62049	Colonial Life & Accident Ins Co	130,488,848	0.735433%
23	61301	Ameritas Life Ins Corp	126,333,331	0.712012%
24	68381	Reliance Standard Life Ins Co	118,411,072	0.667363%
25	92711	HCC Life Ins Co	112,423,488	0.633617%
26	67091	Northwestern Mut Life Ins Co	103,658,487	0.584217%
27	65838	John Hancock Life Ins Co USA	99,352,748	0.559950%
28	69868	United Of Omaha Life Ins Co	96,919,991	0.546239%
29	68195	Provident Life & Accident Ins Co	95,060,318	0.535758%
30	71412	Mutual Of Omaha Ins Co	88,567,880	0.499167%
31	68608	Symetra Life Ins Co	81,470,676	0.459167%
32	66915	New York Life Ins Co	72,075,640	0.406217%
33	61069	Anthem Life Ins Co	71,900,030	0.405227%
34	71730	Continental Amer Ins Co	66,335,239	0.373864%
35	66583	National Guardian Life Ins Co	65,285,659	0.367949%
36	65935	Massachusetts Mut Life Ins Co	64,316,649	0.362487%
37	71870	Fidelity Security Life Ins Co	64,052,750	0.361000%
38	71714	Berkshire Life Ins Co of Amer	60,449,032	0.340690%
39	69000	Northwestern Long Term Care Ins Co	51,191,607	0.288515%
40	69663	USAA Life Ins Co	48,952,336	0.275894%
41	92916	United Amer Ins Co	47,403,802	0.267167%
42	62626	CMFG Life Ins Co	43,885,575	0.247338%
43	67539	Pan Amer Life Ins Co	41,101,863	0.231649%
44	64890	Berkley Life & Hlth Ins Co	40,320,312	0.227245%
45	91529	Unimerica Ins Co	40,176,089	0.226432%
46	60534	American Heritage Life Ins Co	40,137,198	0.226212%

California Life & Annuity Market Share Report
Premiums Written During Calendar Year 2022
Line of Business: ACCIDENT AND HEALTH
Sorted By Market Share [Written Premium]

Exhibit (4D)

Record Count	Company Code	Company Name	Written Premium	Market Share
47	66168	Minnesota Life Ins Co	37,328,745	0.210384%
48	92444	Companion Life Ins Co of CA	35,839,479	0.201991%
49	65722	Loyal Amer Life Ins Co	35,211,758	0.198453%
50	87963	National Teachers Assoc Life Ins Co	34,464,300	0.194240%
51	61263	Bankers Life & Cas Co	34,178,841	0.192631%
52	93440	HM Life Ins Co	32,044,649	0.180603%
53	70939	Gerber Life Ins Co	26,982,907	0.152075%
54	93521	Granular Ins Co	26,670,523	0.150315%
55	62146	Combined Ins Co Of Amer	26,207,069	0.147703%
56	61832	Chesapeake Life Ins Co	26,169,326	0.147490%
57	65005	RiverSource Life Ins Co	24,161,404	0.136173%
58	70319	Washington Natl Ins Co	24,107,103	0.135867%
59	80985	4 Ever Life Ins Co	22,968,888	0.129452%
60	66869	Nationwide Life Ins Co	22,677,530	0.127810%
61	68985	Starmount Life Ins Co	22,545,990	0.127069%
62	69744	Union Labor Life Ins Co	21,996,141	0.123970%
63	72850	United World Life Ins Co	20,697,269	0.116649%
64	62065	Colonial Penn Life Ins Co	18,919,857	0.106632%
65	93742	Securian Life Ins Co	17,984,734	0.101362%
66	71854	AAA Life Ins Co	15,864,481	0.089412%
67	61883	ManhattanLife Ins & Ann Co	14,778,187	0.083290%
68	68500	Continental Life Ins Co Brentwood	14,769,639	0.083241%
69	67601	Unum Ins Co	14,756,859	0.083169%
70	90557	Zurich Amer Life Ins Co	13,785,585	0.077695%
71	78077	Equitable Financial Life Ins Co of A	12,956,514	0.073023%
72	61425	Trustmark Ins Co	12,486,391	0.070373%
73	93572	RGA Reins Co	11,961,863	0.067417%
74	60216	Amalgamated Life Ins Co	10,863,167	0.061225%
75	60577	American Income Life Ins Co	10,733,924	0.060496%
76	65595	Lincoln Benefit Life Co	10,466,111	0.058987%
77	67598	Paul Revere Life Ins Co	10,302,447	0.058064%
78	87726	Brighthouse Life Ins Co	9,004,450	0.050749%
79	90611	Allianz Life Ins Co Of N Amer	8,884,597	0.050073%
80	77968	Family Heritage Life Ins Co Of Amer	7,977,304	0.044960%
81	82538	National Hlth Ins Co	7,461,103	0.042051%
82	68136	Protective Life Ins Co	7,095,612	0.039991%
83	86355	Standard Life & Accident Ins Co	6,411,823	0.036137%
84	77720	LifeSecure Ins Co	6,379,624	0.035955%
85	71439	Assurity Life Ins Co	6,145,803	0.034638%
86	63177	Farmers New World Life Ins Co	5,921,108	0.033371%
87	69515	Medamerica Ins Co	5,744,279	0.032375%
88	62308	Connecticut Gen Life Ins Co	5,704,862	0.032152%
89	62863	Trustmark Life Ins Co	5,379,149	0.030317%
90	60488	American Gen Life Ins Co	4,577,141	0.025797%
91	11121	Unified Life Ins Co	3,871,531	0.021820%
92	71773	American Natl Life Ins Co Of TX	3,790,331	0.021362%

California Life & Annuity Market Share Report

Exhibit (4D)

Premiums Written During Calendar Year 2022

Line of Business: **ACCIDENT AND HEALTH**

Sorted By Market Share [Written Premium]

Record Count	Company Code	Company Name	Written Premium	Market Share
93	61700	Renaissance Life & Hlth Ins Co of Am	3,607,357	0.020331%
94	64602	Independence Life & Ann Co	3,573,228	0.020139%
95	61360	Reliastar Life Ins Co Of NY	3,362,041	0.018948%
96	65781	Madison Natl Life Ins Co Inc	3,333,226	0.018786%
97	91472	Globe Life & Accident Ins Co	3,247,487	0.018303%
98	60518	American Hlth & Life Ins Co	3,194,684	0.018005%
99	91642	Forethought Life Ins Co	3,135,732	0.017673%
100	70408	Union Security Ins Co	3,051,566	0.017199%
101	69116	State Life Ins Co	2,803,747	0.015802%
102	81779	Individual Assur Co Life Hlth & Acc	2,701,754	0.015227%
103	71404	Continental Gen Ins Co	2,672,732	0.015063%
104	63258	Federated Life Ins Co	2,451,850	0.013819%
105	90638	Best Life & Hlth Ins Co	2,408,398	0.013574%
106	67784	Philadelphia Amer Life Ins Co	2,210,409	0.012458%
107	71129	Dearborn Life Ins Co	2,157,401	0.012159%
108	65129	Kansas City Life Ins Co	1,923,977	0.010843%
109	60801	American Public Life Ins Co	1,911,342	0.010772%
110	65056	Jackson Natl Life Ins Co	1,849,201	0.010422%
111	93734	Nassau Life & Ann Co	1,834,189	0.010337%
112	64211	Guarantee Trust Life Ins Co	1,805,069	0.010173%
113	62944	Equitable Financial Life Ins Co	1,639,238	0.009239%
114	60186	Everlake Life Ins Co	1,615,462	0.009105%
115	80314	Unicare Life & Hlth Ins Co	1,526,656	0.008604%
116	62596	Union Fidelity Life Ins Co	1,505,466	0.008485%
117	93610	John Hancock Life & Hlth Ins Co	1,488,744	0.008391%
118	61476	Boston Mut Life Ins Co	1,485,548	0.008373%
119	13100	Omaha Ins Co	1,351,449	0.007617%
120	80896	Centre Life Ins Co	1,346,490	0.007589%
121	72125	Physicians Life Ins Co	1,315,291	0.007413%
122	70106	United States Life Ins Co in the Cit	1,184,572	0.006676%
123	94250	Banner Life Ins Co	1,165,538	0.006569%
124	89206	Ohio Natl Life Assur Corp	1,051,638	0.005927%
125	66370	Mony Life Ins Co	1,022,395	0.005762%
126	68322	Empower Ann Ins Co of Amer	987,860	0.005568%
127	66680	National Life Ins Co	924,432	0.005210%
128	88366	American Retirement Life Ins Co	873,348	0.004922%
129	68047	Professional Ins Co	865,253	0.004877%
130	62057	Lincoln Life & Ann Co of NY	857,060	0.004830%
131	80926	Sun Life & Hlth Ins Co	839,704	0.004733%
132	66087	Mid West Natl Life Ins Co Of TN	827,272	0.004662%
133	62413	Wilcac Life Ins Co	822,245	0.004634%
134	60739	American Natl Ins Co	805,321	0.004539%
135	92908	Tier One Ins Co	731,906	0.004125%
136	71471	Ability Ins Co	708,634	0.003994%
137	88072	Talcott Resolution Life Ins Co	699,999	0.003945%
138	98205	Natl Foundation Life Ins Co	684,113	0.003856%

California Life & Annuity Market Share Report

Exhibit (4D)

Premiums Written During Calendar Year 2022

Line of Business: **ACCIDENT AND HEALTH**

Sorted By Market Share [Written Premium]

Record Count	Company Code	Company Name	Written Premium	Market Share
139	70483	Western & Southern Life Ins Co	682,731	0.003848%
140	62952	SILAC Ins Co	670,370	0.003778%
141	77879	5 Star Life Ins Co	657,722	0.003707%
142	65536	Genworth Life & Ann Ins Co	642,061	0.003619%
143	69930	United Ins Co Of Amer	590,445	0.003328%
144	69345	Teachers Ins & Ann Assoc Of Amer	573,619	0.003233%
145	67172	Ohio Natl Life Ins Co	560,081	0.003157%
146	61492	Athene Annuity & Life Assur Co	509,402	0.002871%
147	66265	Monarch Life Ins Co	443,842	0.002501%
148	77399	Sterling Life Ins Co	419,177	0.002362%
149	80659	US Business of Canada Life Assur Co	419,003	0.002361%
150	99724	LifeShield Natl Ins Co	389,467	0.002195%
151	63053	Family Life Ins Co	387,854	0.002186%
152	97136	Metropolitan Tower Life Ins Co	362,400	0.002042%
153	31119	Medico Ins Co	359,932	0.002029%
154	62634	Delaware Amer Life Ins Co	327,844	0.001848%
155	65080	John Alden Life Ins Co	288,196	0.001624%
156	67644	Penn Mut Life Ins Co	279,279	0.001574%
157	70688	Transamerica Financial Life Ins Co	276,441	0.001558%
158	76112	Oxford Life Ins Co	259,367	0.001462%
159	60142	TIAA Cref Life Ins Co	250,323	0.001411%
160	63657	Garden State Life Ins Co	214,478	0.001209%
161	65870	Manhattan Life Ins Co	188,961	0.001065%
162	65331	Liberty Natl Life Ins Co	187,873	0.001059%
163	60836	American Republic Ins Co	186,490	0.001051%
164	65927	Lincoln Heritage Life Ins Co	141,698	0.000799%
165	68462	Reserve Natl Ins Co	122,124	0.000688%
166	61999	Americo Fin Life & Ann Ins Co	121,097	0.000683%
167	90212	Great Southern Life Ins Co	114,682	0.000646%
168	73504	Lumico Life Ins Co	109,199	0.000615%
169	64580	Illinois Mut Life Ins Co	107,662	0.000607%
170	60895	American United Life Ins Co	105,765	0.000596%
171	88668	Mutual Of Amer Life Ins Co	97,234	0.000548%
172	68802	Sentinel Security Life Ins Co	75,220	0.000424%
173	67059	GPM Hlth & Life Ins Co	70,979	0.000400%
174	63983	United Heritage Life Ins Co	70,903	0.000400%
175	70435	The Savings Bank Mut Life Ins Co of	70,565	0.000398%
176	60275	American Bankers Life Assur Co Of FL	69,604	0.000392%
177	85189	Western United Life Assur Co	68,959	0.000389%
178	69078	Standard Security Life Ins Co Of NY	56,952	0.000321%
179	61409	National Benefit Life Ins Co	55,541	0.000313%
180	71390	Puritan Life Ins Co of Amer	50,594	0.000285%
181	89184	Sterling Investors Life Ins Co	46,313	0.000261%
182	97152	Plateau Ins Co	41,983	0.000237%
183	61751	Central States H & L Co Of Omaha	41,490	0.000234%
184	63967	Government Personnel Mut Life Ins Co	39,015	0.000220%

California Life & Annuity Market Share Report

Exhibit (4D)

Premiums Written During Calendar Year 2022

Line of Business: **ACCIDENT AND HEALTH**

Sorted By Market Share [Written Premium]

Record Count	Company Code	Company Name	Written Premium	Market Share
185	61689	Athene Ann & Life Co	34,377	0.000194%
186	91626	New England Life Ins Co	33,939	0.000191%
187	68284	Nassau Life Ins Co of KS	30,598	0.000172%
188	60183	S USA Life Ins Co Inc	24,463	0.000138%
189	63290	Fidelity Life Assn A Legal Reserve L	23,878	0.000135%
190	60704	Wilton Reassur Life Co of NY	22,037	0.000124%
191	97985	LifeMap Assur Co	18,999	0.000107%
192	67199	Old Amer Ins Co	17,918	0.000101%
193	67814	Nassau Life Ins Co	15,977	0.000090%
194	65919	Primerica Life Ins Co	15,818	0.000089%
195	61581	Capitol Life Ins Co	15,520	0.000087%
196	76236	The Cincinnati Life Ins Co	15,019	0.000085%
197	93777	Revol One Ins Co	14,912	0.000084%
198	63312	MassMutual Ascend Life Ins Co	14,574	0.000082%
199	65242	Lafayette Life Ins Co	14,467	0.000082%
200	62103	Columbian Mut Life Ins Co	12,896	0.000073%
201	63223	Federal Life Ins Co	11,575	0.000065%
202	71153	Talcott Resolution Life & Ann Ins Co	9,741	0.000055%
203	68772	Security Mut Life Ins Co Of NY	9,535	0.000054%
204	67903	Provident Amer Life & Hlth Ins Co	9,345	0.000053%
205	42129	United Security Assur Co Of PA	8,741	0.000049%
206	81426	Commercial Travelers Life Ins Co	7,702	0.000043%
207	68543	Liberty Bankers Life Ins Co	7,101	0.000040%
208	64513	Horace Mann Life Ins Co	7,071	0.000040%
209	85561	Elips Life Ins Co	7,033	0.000040%
210	84522	Auto Club Life Ins Co	6,285	0.000035%
211	68446	Oceanview Life & Annuity Co	6,127	0.000035%
212	69310	Surety Life Ins Co	5,990	0.000034%
213	91693	IA Amer Life Ins Co	5,814	0.000033%
214	69922	United Home Life Ins Co	5,579	0.000031%
215	61212	Baltimore Life Ins Co	4,903	0.000028%
216	64017	Jefferson Natl Life Ins Co	4,677	0.000026%
217	67652	First Penn Pacific Life Ins Co	3,902	0.000022%
218	88536	Protective Life & Annuity Ins Co	3,014	0.000017%
219	84824	Commonwealth Ann & Life Ins Co	1,912	0.000011%
220	69973	United Life Ins Co	1,701	0.000010%
221	60445	Sagicor Life Ins Co	1,536	0.000009%
222	69485	Security Natl Life Ins Co	846	0.000005%
223	67261	Old Republic Life Ins Co	775	0.000004%
224	66044	Midland Natl Life Ins Co	668	0.000004%
225	62928	EMC Natl Life Co	571	0.000003%
226	67393	Ozark Natl Life Ins Co	507	0.000003%
227	86509	Voya Retirement Ins & Ann Co	470	0.000003%
228	65528	Life Ins Co Of The Southwest	408	0.000002%
229	83607	Clear Spring Life & Ann Co	378	0.000002%
230	70335	West Coast Life Ins Co	340	0.000002%

California Life & Annuity Market Share Report

Exhibit (4D)

Premiums Written During Calendar Year 2022

Line of Business: **ACCIDENT AND HEALTH**

Sorted By Market Share [Written Premium]

Record Count	Company Code	Company Name	Written Premium	Market Share
231	99937	Columbus Life Ins Co	291	0.000002%
232	80942	Venerable Ins & Ann Co	252	0.000001%
233	97241	Everly Life Ins Co	249	0.000001%
234	68357	Reliable Life Ins Co	178	0.000001%
235	69140	First Allmerica Fin Life Ins Co	155	0.000001%
236	66974	North Amer Co Life & Hlth Ins	40	0.000000%
237	64343	Pacific Guardian Life Ins Co Ltd	16	0.000000%
Totals:			17,743,140,032	100.000000%

California Life & Annuity Market Share Report
Premiums Written During Calendar Year 2022
Line of Business: DEPOSIT TYPE CONTRACTS
Sorted By Market Share (Written Premium)

Record Count	Company Code	Company Name	Written Premium	Market Share
1	60142	TIAA Cref Life Ins Co	1,376,808,870	38.559750%
2	61271	Principal Life Ins Co	1,001,079,803	28.036853%
3	93629	Empower Ann Ins Co	288,953,241	8.092601%
4	65935	Massachusetts Mut Life Ins Co	236,923,452	6.635423%
5	88072	Talcott Resolution Life Ins Co	135,987,640	3.808553%
6	67466	Pacific Life Ins Co	78,929,922	2.210560%
7	69868	United Of Omaha Life Ins Co	58,910,240	1.649876%
8	66168	Minnesota Life Ins Co	54,057,002	1.513953%
9	60488	American Gen Life Ins Co	51,577,406	1.444508%
10	68322	Empower Ann Ins Co of Amer	38,838,758	1.087742%
11	70238	Variable Ann Life Ins Co	33,629,252	0.941841%
12	68241	Prudential Ins Co Of Amer	29,545,684	0.827474%
13	65978	Metropolitan Life Ins Co	29,004,786	0.812326%
14	69345	Teachers Ins & Ann Assoc Of Amer	23,775,586	0.665874%
15	91596	New York Life Ins & Ann Corp	23,342,520	0.653745%
16	93742	Securian Life Ins Co	12,651,120	0.354315%
17	61301	Ameritas Life Ins Corp	10,333,789	0.289414%
18	63177	Farmers New World Life Ins Co	9,748,144	0.273012%
19	60739	American Natl Ins Co	7,931,081	0.222123%
20	60054	Aetna Life Ins Co	6,722,386	0.188271%
21	68608	Symetra Life Ins Co	5,951,804	0.166690%
22	92622	Western Southern Life Assur Co	3,996,221	0.111921%
23	69663	USAA Life Ins Co	3,789,479	0.106130%
24	91642	Forethought Life Ins Co	3,277,533	0.091793%
25	79227	Pruco Life Ins Co	3,253,473	0.091119%
26	65595	Lincoln Benefit Life Co	2,893,150	0.081027%
27	67644	Penn Mut Life Ins Co	2,515,007	0.070437%
28	68136	Protective Life Ins Co	2,444,637	0.068466%
29	60445	Sagicor Life Ins Co	2,434,577	0.068184%
30	62510	Equitrust Life Ins Co	2,251,451	0.063056%
31	78778	Guardian Ins & Ann Co Inc	2,202,610	0.061688%
32	67601	Unum Ins Co	2,048,149	0.057362%
33	68802	Sentinel Security Life Ins Co	1,881,259	0.052688%
34	67091	Northwestern Mut Life Ins Co	1,747,858	0.048952%
35	74780	Integrity Life Ins Co	1,743,559	0.048831%
36	64017	Jefferson Natl Life Ins Co	1,596,226	0.044705%
37	65919	Primerica Life Ins Co	1,507,103	0.042209%
38	86509	Voya Retirement Ins & Ann Co	1,339,080	0.037503%
39	65242	Lafayette Life Ins Co	1,105,350	0.030957%
40	60895	American United Life Ins Co	993,314	0.027819%
41	86630	Fortitude Life Ins & Ann Co	977,636	0.027380%
42	94250	Banner Life Ins Co	750,442	0.021017%
43	65129	Kansas City Life Ins Co	724,617	0.020294%
44	69116	State Life Ins Co	667,847	0.018704%
45	62413	Wilcac Life Ins Co	664,170	0.018601%

California Life & Annuity Market Share Report
Premiums Written During Calendar Year 2022
Line of Business: DEPOSIT TYPE CONTRACTS
Sorted By Market Share (Written Premium)

Record Count	Company Code	Company Name	Written Premium	Market Share
46	62626	CMFG Life Ins Co	655,506	0.018359%
47	65005	RiverSource Life Ins Co	581,071	0.016274%
48	63312	MassMutual Ascend Life Ins Co	569,755	0.015957%
49	62308	Connecticut Gen Life Ins Co	561,782	0.015734%
50	71129	Dearborn Life Ins Co	557,769	0.015621%
51	66583	National Guardian Life Ins Co	522,795	0.014642%
52	71854	AAA Life Ins Co	490,965	0.013750%
53	67172	Ohio Natl Life Ins Co	467,422	0.013091%
54	71390	Puritan Life Ins Co of Amer	453,328	0.012696%
55	61212	Baltimore Life Ins Co	428,149	0.011991%
56	83607	Clear Spring Life & Ann Co	386,182	0.010816%
57	92738	American Equity Invest Life Ins Co	357,999	0.010026%
58	66044	Midland Natl Life Ins Co	317,504	0.008892%
59	84824	Commonwealth Ann & Life Ins Co	277,434	0.007770%
60	86126	Members Life Ins Co	253,171	0.007090%
61	64343	Pacific Guardian Life Ins Co Ltd	230,320	0.006450%
62	65056	Jackson Natl Life Ins Co	205,752	0.005762%
63	69019	Standard Ins Co	196,589	0.005506%
64	86231	Transamerica Life Ins Co	190,720	0.005341%
65	84174	ELCO Mut Life & Ann	184,562	0.005169%
66	66974	North Amer Co Life & Hlth Ins	177,397	0.004968%
67	67105	Reliastar Life Ins Co	173,797	0.004867%
68	72125	Physicians Life Ins Co	169,298	0.004741%
69	61999	Americo Fin Life & Ann Ins Co	166,636	0.004667%
70	61689	Athene Ann & Life Co	135,866	0.003805%
71	63274	Fidelity & Guar Life Ins Co	133,313	0.003734%
72	80985	4 Ever Life Ins Co	82,029	0.002297%
73	68543	Liberty Bankers Life Ins Co	40,000	0.001120%
74	60518	American Hlth & Life Ins Co	22,241	0.000623%
75	62235	Unum Life Ins Co Of Amer	20,885	0.000585%
76	90212	Great Southern Life Ins Co	20,527	0.000575%
77	67369	Cigna Hlth & Life Ins Co	16,097	0.000451%
78	69485	Security Natl Life Ins Co	10,832	0.000303%
79	69698	New Era Life Ins Co Of Midwest	6,872	0.000192%
80	62928	EMC Natl Life Co	3,484	0.000098%
81	64211	Guarantee Trust Life Ins Co	2,684	0.000075%
82	65722	Loyal Amer Life Ins Co	1,811	0.000051%
83	69108	State Farm Life Ins Co	1,682	0.000047%
84	67539	Pan Amer Life Ins Co	1,347	0.000038%
85	87645	United Fidelity Life Ins Co	844	0.000024%
86	61409	National Benefit Life Ins Co	667	0.000019%
87	78743	New Era Life Ins Co	660	0.000018%
88	63983	United Heritage Life Ins Co	233	0.000007%
89	67180	Ohio State Life Ins Co	155	0.000004%
90	90247	Fortitude US Reins Co	150	0.000004%
91	61395	Beneficial Life Ins Co	21	0.000001%
	Totals:		3,570,585,537	100.000000%

California Life & Annuity Market Share Report
Premiums Written During Calendar Year 2022
Line of Business: OTHER CONSIDERATIONS
Sorted By Market Share (Written Premium)

Record Count	Company Code	Company Name	Written Premium	Market Share
1	68241	Prudential Ins Co Of Amer	3,418,835,966	32.621994%
2	65838	John Hancock Life Ins Co USA	2,199,456,666	20.986869%
3	70688	Transamerica Financial Life Ins Co	1,015,537,939	9.690103%
4	65935	Massachusetts Mut Life Ins Co	1,008,035,117	9.618512%
5	86231	Transamerica Life Ins Co	504,407,682	4.812979%
6	66915	New York Life Ins Co	469,274,888	4.477747%
7	68322	Empower Ann Ins Co of Amer	463,130,301	4.419116%
8	69019	Standard Ins Co	408,852,399	3.901205%
9	66168	Minnesota Life Ins Co	222,089,231	2.119140%
10	65978	Metropolitan Life Ins Co	196,426,965	1.874275%
11	88668	Mutual Of Amer Life Ins Co	176,134,292	1.680646%
12	86509	Voya Retirement Ins & Ann Co	160,123,600	1.527874%
13	88072	Talcott Resolution Life Ins Co	86,080,800	0.821369%
14	62626	CMFG Life Ins Co	73,245,387	0.698896%
15	62944	Equitable Financial Life Ins Co	41,452,411	0.395532%
16	97136	Metropolitan Tower Life Ins Co	29,108,971	0.277753%
17	67172	Ohio Natl Life Ins Co	2,967,849	0.028319%
18	71153	Talcott Resolution Life & Ann Ins Co	2,586,739	0.024682%
19	93629	Empower Ann Ins Co	1,472,473	0.014050%
20	61271	Principal Life Ins Co	563,733	0.005379%
21	69868	United Of Omaha Life Ins Co	185,504	0.001770%
22	78778	Guardian Ins & Ann Co Inc	160,000	0.001527%
23	87726	BrightHouse Life Ins Co	27,500	0.000262%
	Totals:		10,480,156,413	100.000000%

2022 CALIFORNIA LIFE & ANNUITY MARKET SHARE REPORT

Premiums Written During The Calendar Year
Sorted By Company Name (Alphabetically)

Record Count	Company Code	Company Name	Life Insurance	Annuity Considerations	Accident And Health	Deposit Type Contract Funds	Other Considerations	Total	Market Share	Rank
1	80985	4 Ever Life Ins Co	451,302	0	22,968,888	82,029	0	23,502,219	0.026640%	156
2	77879	5 Star Life Ins Co	6,552,268	0	657,722	0	0	7,209,990	0.008173%	192
3	71854	AAA Life Ins Co	338,118,078	96,327,653	15,864,481	490,965	0	450,801,177	0.510982%	52
4	71471	Ability Ins Co	7,237	0	708,634	0	0	715,871	0.000811%	277
5	62200	Accordia Life & Ann Co	162,069,683	0	0	0	0	162,069,683	0.183705%	79
6	60054	Aetna Life Ins Co	3,221,719	1,733,631	2,604,213,768	6,722,386	0	2,615,891,504	2.965105%	9
7	90611	Allianz Life Ins Co Of N Amer	299,894,882	1,653,362,372	8,884,597	0	0	1,962,141,851	2.224082%	13
8	60216	Amalgamated Life Ins Co	186,941	0	10,863,167	0	0	11,050,108	0.012525%	179
9	68594	American Amicable Life Ins Co Of TX	16,262,669	950,951	0	0	0	17,213,620	0.019512%	166
10	60275	American Bankers Life Assur Co Of FL	180,391	0	69,604	0	0	249,995	0.000283%	292
11	66001	American Benefit Life Ins Co	5,144	2,285	0	0	0	7,429	0.000008%	317
12	92738	American Equity Invest Life Ins Co	9,538	142,058,298	0	357,999	0	142,425,835	0.161439%	84
13	60380	American Family Life Assur Co of Col	26,423,182	0	331,140,634	0	0	357,563,816	0.405297%	58
14	60399	American Family Life Ins Co	1,991,916	7,200	0	0	0	1,999,116	0.002266%	242
15	60410	American Fidelity Assur Co	58,045,518	121,975,554	221,789,147	0	0	401,810,219	0.455451%	56
16	60429	American Fidelity Life Ins Co	454,264	72,838	0	0	0	527,102	0.000597%	281
17	60488	American Gen Life Ins Co	590,873,878	2,049,808,503	4,577,141	51,577,406	0	2,696,836,928	3.056856%	8
18	60534	American Heritage Life Ins Co	6,520,251	5,580	40,137,198	0	0	46,663,029	0.052892%	126
19	60518	American Hlth & Life Ins Co	6,495,209	0	3,194,684	22,241	0	9,712,134	0.011009%	185
20	60577	American Income Life Ins Co	155,410,632	0	10,733,924	0	0	166,144,556	0.188324%	77
21	67989	American Memorial Life Ins Co	164,970,934	315,936	0	0	0	165,286,870	0.187352%	78
22	60739	American Natl Ins Co	111,222,443	204,401,784	805,321	7,931,081	0	324,360,629	0.367662%	60
23	71773	American Natl Life Ins Co Of TX	176,715	0	3,790,331	0	0	3,967,046	0.004497%	218
24	60801	American Public Life Ins Co	22,178	0	1,911,342	0	0	1,933,520	0.002192%	245
25	60836	American Republic Ins Co	248,267	0	186,490	0	0	434,757	0.000493%	284
26	88366	American Retirement Life Ins Co	0	0	873,348	0	0	873,348	0.000990%	273
27	60895	American United Life Ins Co	44,013,063	413,756,042	105,765	993,314	0	458,868,184	0.520126%	51
28	61999	Americo Fin Life & Ann Ins Co	37,556,465	51,353,105	121,097	166,636	0	89,197,303	0.101105%	97
29	61301	Ameritas Life Ins Corp	113,331,701	179,334,617	126,333,331	10,333,789	0	429,333,438	0.486648%	54
30	72222	Amica Life Ins Co	6,297,622	80,821	0	0	0	6,378,443	0.007230%	200

2022 CALIFORNIA LIFE & ANNUITY MARKET SHARE REPORT

Premiums Written During The Calendar Year
Sorted By Company Name (Alphabetically)

Record Count	Company Code	Company Name	Life Insurance	Annuity Considerations	Accident And Health	Deposit Type Contract Funds	Other Considerations	Total	Market Share	Rank
31	93661	Annuity Investors Life Ins Co	0	12,084,306	0	0	0	12,084,306	0.013698%	177
32	62825	Anthem Blue Cross L&H Ins Co	69,170,492	0	1,826,466,961	0	0	1,895,637,453	2.148699%	14
33	61069	Anthem Life Ins Co	4,837,581	0	71,900,030	0	0	76,737,611	0.086982%	106
34	67423	Aspida Life Ins Co	0	1,150,000	0	0	0	1,150,000	0.001304%	264
35	71439	Assurity Life Ins Co	15,649,989	204,689	6,145,803	0	0	22,000,481	0.024937%	159
36	68039	Athene Ann & Life Assur Co of NY	263,314	150,589	0	0	0	413,903	0.000469%	286
37	61689	Athene Ann & Life Co	5,836,157	3,451,926,446	34,377	135,866	0	3,457,932,846	3.919556%	3
38	61492	Athene Annuity & Life Assur Co	2,477,287	36,047	509,402	0	0	3,022,736	0.003426%	235
39	61182	Aurora Natl Life Assur Co	1,886,346	0	0	(198,244)	0	1,688,102	0.001913%	249
40	84522	Auto Club Life Ins Co	963,770	274,914	6,285	0	0	1,244,969	0.001411%	261
41	61212	Baltimore Life Ins Co	2,693,760	0	4,903	428,149	0	3,126,812	0.003544%	234
42	61263	Bankers Life & Cas Co	37,628,121	54,221,345	34,178,841	0	0	126,028,307	0.142853%	86
43	94250	Banner Life Ins Co	135,494,418	100,867,791	1,165,538	750,442	0	238,278,189	0.270088%	67
44	61395	Beneficial Life Ins Co	4,131,077	150,267	0	21	0	4,281,365	0.004853%	214
45	64890	Berkley Life & Hlth Ins Co	2,473	0	40,320,312	0	0	40,322,785	0.045706%	133
46	71714	Berkshire Life Ins Co of Amer	455,293	0	60,449,032	0	0	60,904,325	0.069035%	116
47	90638	Best Life & Hlth Ins Co	201,807	0	2,408,398	0	0	2,610,205	0.002959%	237
48	61557	Blue Shield of CA Life & Hlth Ins Co	10,463,043	0	213,825,455	0	0	224,288,498	0.254230%	68
49	61476	Boston Mut Life Ins Co	2,694,376	0	1,485,548	0	0	4,179,924	0.004738%	216
50	87726	Brighthouse Life Ins Co	187,056,011	932,590,897	9,004,450	0	27,500	1,128,678,858	1.279354%	24
51	61581	Capitol Life Ins Co	3,723	0	15,520	0	0	19,243	0.000022%	308
52	61751	Central States H & L Co Of Omaha	28,612	0	41,490	0	0	70,102	0.000079%	302
53	80896	Centre Life Ins Co	0	0	1,346,490	0	0	1,346,490	0.001526%	255
54	61832	Chesapeake Life Ins Co	3,939,271	100,339	26,169,326	0	0	30,208,936	0.034242%	147
55	61875	Church Life Ins Corp	1,632,682	355,100	0	0	0	1,987,782	0.002253%	244
56	67369	Cigna Hlth & Life Ins Co	22,038	0	1,793,622,852	16,097	0	1,793,660,987	2.033109%	16
57	83607	Clear Spring Life & Ann Co	15,084	55,548,495	378	386,182	0	55,950,139	0.063419%	119
58	93432	CM Life Ins Co	19,218,981	66,521,210	0	0	0	85,740,191	0.097186%	101
59	62626	CMFG Life Ins Co	49,571,537	33,469,822	43,885,575	655,506	73,245,387	200,827,827	0.227638%	72
60	62049	Colonial Life & Accident Ins Co	37,970,993	252	130,488,848	0	0	168,460,093	0.190949%	76

2022 CALIFORNIA LIFE & ANNUITY MARKET SHARE REPORT

Premiums Written During The Calendar Year
Sorted By Company Name (Alphabetically)

Record Count	Company Code	Company Name	Life Insurance	Annuity Considerations	Accident And Health	Deposit Type Contract Funds	Other Considerations	Total	Market Share	Rank
61	62065	Colonial Penn Life Ins Co	27,084,257	0	18,919,857	0	0	46,004,114	0.052146%	127
62	76023	Columbian Life Ins Co	6,975,161	0	0	0	0	6,975,161	0.007906%	197
63	62103	Columbian Mut Life Ins Co	183,234	3,295	12,896	0	0	199,425	0.000226%	294
64	99937	Columbus Life Ins Co	67,882,313	3,111,854	291	0	0	70,994,458	0.080472%	110
65	62146	Combined Ins Co Of Amer	8,179,414	0	26,207,069	0	0	34,386,483	0.038977%	142
66	81426	Commercial Travelers Life Ins Co	0	0	7,702	0	0	7,702	0.000009%	316
67	84824	Commonwealth Ann & Life Ins Co	2,212,779	4,518,826	1,912	277,434	0	7,010,951	0.007947%	195
68	92444	Companion Life Ins Co of CA	25,609	0	35,839,479	0	0	35,865,088	0.040653%	137
69	62308	Connecticut Gen Life Ins Co	20,657,350	(70,902)	5,704,862	561,782	0	26,853,092	0.030438%	151
70	71730	Continental Amer Ins Co	2,540,790	0	66,335,239	0	0	68,876,029	0.078071%	112
71	71404	Continental Gen Ins Co	119,179	401,881	2,672,732	0	0	3,193,792	0.003620%	232
72	68500	Continental Life Ins Co Brentwood	11,056	0	14,769,639	0	0	14,780,695	0.016754%	173
73	82880	CSI Life Ins Co	4,826	0	0	0	0	4,826	0.000005%	318
74	71129	Dearborn Life Ins Co	1,047,938	0	2,157,401	557,769	0	3,763,108	0.004265%	224
75	62634	Delaware Amer Life Ins Co	57,344	0	327,844	0	0	385,188	0.000437%	287
76	79065	Delaware Life Ins Co	2,500,323	241,910,782	0	0	0	244,411,105	0.277039%	65
77	13183	Eagle Life Ins Co	0	22,276,129	0	0	0	22,276,129	0.025250%	158
78	84174	ELCO Mut Life & Ann	9,942	725,823	0	184,562	0	920,327	0.001043%	271
79	85561	Elips Life Ins Co	10,790	0	7,033	0	0	17,823	0.000020%	309
80	62928	EMC Natl Life Co	969,322	86,145	571	3,484	0	1,059,522	0.001201%	268
81	93629	Empower Ann Ins Co	0	(8,312)	0	288,953,241	1,472,473	290,417,402	0.329187%	63
82	68322	Empower Ann Ins Co of Amer	8,801,032	44,740,805	987,860	38,838,758	463,130,301	556,498,756	0.630790%	41
83	71323	Entrada Life Ins Co	957	0	0	0	0	957	0.000001%	320
84	62880	Equitable Financial Life & Ann Co	1,333,718	0	0	0	0	1,333,718	0.001512%	257
85	62944	Equitable Financial Life Ins Co	189,585,586	1,427,744,023	1,639,238	0	41,452,411	1,660,421,258	1.882082%	17
86	78077	Equitable Financial Life Ins Co of A	94,858,737	40,617,409	12,956,514	0	0	148,432,660	0.168248%	83
87	62510	Equitrust Life Ins Co	61,561	153,504,866	0	2,251,451	0	155,817,878	0.176619%	80
88	70866	Everlake Assur Co	47,108,455	0	0	0	0	47,108,455	0.053397%	125
89	60186	Everlake Life Ins Co	43,398,218	726,585	1,615,462	0	0	45,740,265	0.051846%	128
90	97241	Everly Life Ins Co	49,525	0	249	0	0	49,774	0.000056%	305

2022 CALIFORNIA LIFE & ANNUITY MARKET SHARE REPORT

Premiums Written During The Calendar Year
Sorted By Company Name (Alphabetically)

Record Count	Company Code	Company Name	Life Insurance	Annuity Considerations	Accident And Health	Deposit Type Contract Funds	Other Considerations	Total	Market Share	Rank
91	77968	Family Heritage Life Ins Co Of Amer	71,739	0	7,977,304	0	0	8,049,043	0.009124%	190
92	63053	Family Life Ins Co	1,762,096	0	387,854	0	0	2,149,950	0.002437%	240
93	74004	Family Serv Life Ins Co	553	0	0	0	0	553	0.000001%	321
94	63177	Farmers New World Life Ins Co	353,417,678	4,925,181	5,921,108	9,748,144	0	374,012,111	0.423942%	57
95	63223	Federal Life Ins Co	1,553,960	9,900	11,575	0	0	1,575,435	0.001786%	250
96	63258	Federated Life Ins Co	16,945,678	59,713	2,451,850	0	0	19,457,241	0.022055%	164
97	63274	Fidelity & Guar Life Ins Co	143,817,317	806,896,645	0	133,313	0	950,847,275	1.077782%	33
98	93696	Fidelity Investments Life Ins Co	1,676,658	151,550,700	0	0	0	153,227,358	0.173683%	82
99	63290	Fidelity Life Assn A Legal Reserve L	15,585,883	0	23,878	0	0	15,609,761	0.017694%	170
100	71870	Fidelity Security Life Ins Co	6,090,854	537,859	64,052,750	0	0	70,681,463	0.080117%	111
101	69140	First Allmerica Fin Life Ins Co	595,395	16,498	155	0	0	612,048	0.000694%	280
102	67652	First Penn Pacific Life Ins Co	13,266,133	20,340	3,902	0	0	13,290,375	0.015065%	175
103	91642	Forethought Life Ins Co	49,958,930	1,004,818,465	3,135,732	3,277,533	0	1,061,190,660	1.202856%	27
104	86630	Fortitude Life Ins & Ann Co	157,563	16,419,082	0	977,636	0	17,554,281	0.019898%	165
105	90247	Fortitude US Reins Co	36,702	0	0	150	0	36,852	0.000042%	307
106	99775	Funeral Directors Life Ins Co	1,369,895	1,157,591	0	0	0	2,527,486	0.002865%	238
107	63657	Garden State Life Ins Co	1,051,092	0	214,478	0	0	1,265,570	0.001435%	258
108	65536	Genworth Life & Ann Ins Co	109,586,961	1,066,065	642,061	0	0	111,295,087	0.126153%	92
109	70025	Genworth Life Ins Co	27,385,607	711,467	266,625,044	0	0	294,722,118	0.334067%	62
110	70939	Gerber Life Ins Co	44,961,110	0	26,982,907	0	0	71,944,017	0.081548%	109
111	91472	Globe Life & Accident Ins Co	59,133,616	0	3,247,487	0	0	62,381,103	0.070709%	115
112	63967	Government Personnel Mut Life Ins Co	3,333,791	7,426	39,015	0	0	3,380,232	0.003831%	229
113	67059	GPM Hlth & Life Ins Co	986,109	69,548	70,979	0	0	1,126,636	0.001277%	265
114	93521	Granular Ins Co	0	0	26,670,523	0	0	26,670,523	0.030231%	153
115	90212	Great Southern Life Ins Co	3,519,859	275,645	114,682	20,527	0	3,930,713	0.004455%	221
116	71480	Great Western Ins Co	39,465,075	1,166,552	0	0	0	40,631,627	0.046056%	131
117	64211	Guarantee Trust Life Ins Co	1,748,927	6,406	1,805,069	2,684	0	3,563,086	0.004039%	227
118	64238	Guaranty Income Life Ins Co	5,307	108,106,029	0	0	0	108,111,336	0.122544%	93
119	78778	Guardian Ins & Ann Co Inc	6,111,995	79,567,480	0	2,202,610	160,000	88,042,085	0.099795%	100
120	64246	Guardian Life Ins Co Of Amer	353,073,177	625,787	676,999,543	0	0	1,030,698,507	1.168294%	28

2022 CALIFORNIA LIFE & ANNUITY MARKET SHARE REPORT

Premiums Written During The Calendar Year
Sorted By Company Name (Alphabetically)

Record Count	Company Code	Company Name	Life Insurance	Annuity Considerations	Accident And Health	Deposit Type Contract Funds	Other Considerations	Total	Market Share	Rank
121	70815	Hartford Life & Accident Ins Co	178,219,181	0	288,667,870	0	0	466,887,051	0.529215%	49
122	92711	HCC Life Ins Co	547,599	3,600	112,423,488	0	0	112,974,687	0.128056%	91
123	66141	Health Net Life Ins Co	856,178	0	932,276,695	0	0	933,132,873	1.057703%	34
124	93440	HM Life Ins Co	0	0	32,044,649	0	0	32,044,649	0.036323%	143
125	64505	Homesteaders Life Co	34,871,995	590,608	0	0	0	35,462,603	0.040197%	138
126	64513	Horace Mann Life Ins Co	8,191,993	23,350,134	7,071	0	0	31,549,198	0.035761%	144
127	91693	IA Amer Life Ins Co	23,515,033	3,258,988	5,814	0	0	26,779,835	0.030355%	152
128	69272	Ibexis Life & Ann Ins Co	1,722,597	274,372	0	0	0	1,996,969	0.002264%	243
129	97764	Idealife Ins Co	86,618	1,156	0	0	0	87,774	0.000099%	300
130	64580	Illinois Mut Life Ins Co	985,120	0	107,662	0	0	1,092,782	0.001239%	266
131	64602	Independence Life & Ann Co	0	0	3,573,228	0	0	3,573,228	0.004050%	226
132	81779	Individual Assur Co Life Hlth & Acc	0	0	2,701,754	0	0	2,701,754	0.003062%	236
133	14406	Industrial Alliance Ins & Fin Serv I	3,451,078	1,503,542	0	0	0	4,954,620	0.005616%	210
134	74780	Integrity Life Ins Co	9,043	39,011,834	0	1,743,559	0	40,764,436	0.046206%	130
135	64904	Investors Heritage Life Ins Co	25,838	15,497,962	0	0	0	15,523,800	0.017596%	171
136	63487	Investors Life Ins Co N Amer	972,797	0	0	0	0	972,797	0.001103%	269
137	65056	Jackson Natl Life Ins Co	60,347,958	1,264,851,141	1,849,201	205,752	0	1,327,254,052	1.504438%	22
138	64017	Jefferson Natl Life Ins Co	874,293	88,022,261	4,677	1,596,226	0	90,497,457	0.102579%	96
139	65080	John Alden Life Ins Co	419,229	210	288,196	0	0	707,635	0.000802%	278
140	93610	John Hancock Life & Hlth Ins Co	16,109	0	1,488,744	0	0	1,504,853	0.001706%	252
141	65838	John Hancock Life Ins Co USA	555,164,327	5,733,609	99,352,748	0	2,199,456,666	2,859,707,350	3.241469%	6
142	65129	Kansas City Life Ins Co	17,606,760	6,025,993	1,923,977	724,617	0	26,281,347	0.029790%	154
143	62154	Ladder Life Ins Co	1,254,006	0	0	0	0	1,254,006	0.001421%	259
144	65242	Lafayette Life Ins Co	46,806,639	24,309,134	14,467	1,105,350	0	72,235,590	0.081879%	108
145	68543	Liberty Bankers Life Ins Co	2,049,397	32,419,152	7,101	40,000	0	34,515,650	0.039123%	141
146	65331	Liberty Natl Life Ins Co	5,037,943	848	187,873	0	0	5,226,664	0.005924%	208
147	65498	Life Ins Co Of N Amer	239,911,931	0	241,614,529	0	0	481,526,460	0.545809%	48
148	65528	Life Ins Co Of The Southwest	641,487,635	474,847,477	408	0	0	1,116,335,520	1.265363%	25
149	97985	LifeMap Assur Co	164,922	0	18,999	0	0	183,921	0.000208%	296
150	77720	LifeSecure Ins Co	240,828	86,586	6,379,624	0	0	6,707,038	0.007602%	199

2022 CALIFORNIA LIFE & ANNUITY MARKET SHARE REPORT

Premiums Written During The Calendar Year
Sorted By Company Name (Alphabetically)

Record Count	Company Code	Company Name	Life Insurance	Annuity Considerations	Accident And Health	Deposit Type Contract Funds	Other Considerations	Total	Market Share	Rank
151	99724	LifeShield Natl Ins Co	231,664	0	389,467	0	0	621,131	0.000704%	279
152	65595	Lincoln Benefit Life Co	136,371,646	5,072,434	10,466,111	2,893,150	0	154,803,341	0.175469%	81
153	65927	Lincoln Heritage Life Ins Co	116,835,857	2,457	141,698	0	0	116,980,012	0.132596%	89
154	62057	Lincoln Life & Ann Co of NY	1,170,911	3,294,034	857,060	0	0	5,322,005	0.006032%	207
155	65676	Lincoln Natl Life Ins Co	855,305,058	1,186,606,535	377,591,479	0	0	2,419,503,072	2.742499%	10
156	60232	Lombard Intl Life Assur Co	676	30,914,922	0	0	0	30,915,598	0.035043%	146
157	65722	Loyal Amer Life Ins Co	166,852	16,197	35,211,758	1,811	0	35,396,618	0.040122%	139
158	73504	Lumico Life Ins Co	9,410,120	0	109,199	0	0	9,519,319	0.010790%	186
159	65781	Madison Natl Life Ins Co Inc	368,968	394,332	3,333,226	0	0	4,096,526	0.004643%	217
160	65870	Manhattan Life Ins Co	950,143	745,471	188,961	0	0	1,884,575	0.002136%	246
161	67083	Manhattan Natl Life Ins Co	1,411,480	1,571	0	0	0	1,413,051	0.001602%	253
162	61883	ManhattanLife Ins & Ann Co	458,778	0	14,778,187	0	0	15,236,965	0.017271%	172
163	65935	Massachusetts Mut Life Ins Co	1,060,444,358	1,373,475,546	64,316,649	236,923,452	1,008,035,117	3,743,195,122	4.242900%	2
164	63312	MassMutual Ascend Life Ins Co	4,845,071	520,103,731	14,574	569,755	0	525,533,131	0.595690%	45
165	69515	Medamerica Ins Co	0	0	5,744,279	0	0	5,744,279	0.006511%	203
166	31119	Medico Ins Co	1,876	0	359,932	0	0	361,808	0.000410%	288
167	86126	Members Life Ins Co	1,640,700	78,456,484	0	253,171	0	80,350,355	0.091077%	103
168	65951	Merit Life Ins Co	12,660	0	(2,467)	0	0	10,193	0.000012%	314
169	65978	Metropolitan Life Ins Co	888,726,301	713,299,460	1,071,401,050	29,004,786	196,426,965	2,898,858,562	3.285847%	5
170	97136	Metropolitan Tower Life Ins Co	24,545,255	134,104,939	362,400	0	29,108,971	188,121,565	0.213235%	73
171	66087	Mid West Natl Life Ins Co Of TN	653,374	33,448	827,272	0	0	1,514,094	0.001716%	251
172	66044	Midland Natl Life Ins Co	332,781,298	674,352,693	668	317,504	0	1,007,452,163	1.141944%	30
173	66109	Midwestern United Life Ins Co	187,686	0	0	0	0	187,686	0.000213%	295
174	66168	Minnesota Life Ins Co	347,319,924	48,246,709	37,328,745	54,057,002	222,089,231	709,041,611	0.803696%	38
175	70416	MML Bay State Life Ins Co	3,257,522	0	0	0	0	3,257,522	0.003692%	231
176	66265	Monarch Life Ins Co	53,954	0	443,842	0	0	497,796	0.000564%	282
177	81442	Monitor Life Ins Co Of NY	232	0	0	0	0	232	0.000000%	324
178	66370	Mony Life Ins Co	7,594,535	3,600	1,022,395	0	0	8,620,530	0.009771%	189
179	88668	Mutual Of Amer Life Ins Co	288,853	441,243	97,234	0	176,134,292	176,961,622	0.200585%	75
180	71412	Mutual Of Omaha Ins Co	0	0	88,567,880	0	0	88,567,880	0.100391%	99

2022 CALIFORNIA LIFE & ANNUITY MARKET SHARE REPORT

Premiums Written During The Calendar Year
Sorted By Company Name (Alphabetically)

Record Count	Company Code	Company Name	Life Insurance	Annuity Considerations	Accident And Health	Deposit Type Contract Funds	Other Considerations	Total	Market Share	Rank
181	93734	Nassau Life & Ann Co	633,309	75,596,446	1,834,189	0	0	78,063,944	0.088485%	105
182	67814	Nassau Life Ins Co	15,757,806	168,123	15,977	0	0	15,941,906	0.018070%	168
183	68284	Nassau Life Ins Co of KS	9,557	0	30,598	0	0	40,155	0.000046%	306
184	61409	National Benefit Life Ins Co	1,131,023	0	55,541	667	0	1,187,231	0.001346%	263
185	66540	National Farmers Union Life Ins Co	352,712	95	0	0	0	352,807	0.000400%	289
186	66583	National Guardian Life Ins Co	109,214,599	6,149,305	65,285,659	522,795	0	181,172,358	0.205358%	74
187	82538	National Hlth Ins Co	87,973	0	7,461,103	0	0	7,549,076	0.008557%	191
188	66680	National Life Ins Co	39,077,267	68,456	924,432	0	0	40,070,155	0.045419%	134
189	87963	National Teachers Assoc Life Ins Co	414,184	0	34,464,300	0	0	34,878,484	0.039535%	140
190	66850	National Western Life Ins Co	17,152,460	12,885,359	0	0	0	30,037,819	0.034048%	148
191	92657	Nationwide Life & Ann Ins Co	506,281,012	326,987,281	0	0	0	833,268,293	0.944507%	36
192	66869	Nationwide Life Ins Co	190,771,552	1,289,472,286	22,677,530	0	0	1,502,921,368	1.703557%	19
193	98205	Natl Foundation Life Ins Co	34,987	0	684,113	0	0	719,100	0.000815%	276
194	91626	New England Life Ins Co	8,966,860	214,196	33,939	0	0	9,214,995	0.010445%	188
195	78743	New Era Life Ins Co	1,426	0	0	660	0	2,086	0.000002%	319
196	69698	New Era Life Ins Co Of Midwest	7,829	1,300	0	6,872	0	16,001	0.000018%	310
197	91596	New York Life Ins & Ann Corp	271,055,454	2,689,847,815	0	23,342,520	0	2,984,245,789	3.382633%	4
198	66915	New York Life Ins Co	1,344,488,067	110,425,252	72,075,640	0	469,274,888	1,996,263,847	2.262759%	12
199	66974	North Amer Co Life & Hlth Ins	121,527,883	405,803,272	40	177,397	0	527,508,592	0.597929%	44
200	69000	Northwestern Long Term Care Ins Co	0	0	51,191,607	0	0	51,191,607	0.058026%	122
201	67091	Northwestern Mut Life Ins Co	1,076,041,809	86,648,005	103,658,487	1,747,858	0	1,268,096,159	1.437383%	23
202	81353	NYLife Ins Co Of AZ	3,291,283	0	0	0	0	3,291,283	0.003731%	230
203	67148	Occidental Life Ins Co Of NC	3,955,309	1,612,988	0	0	0	5,568,297	0.006312%	206
204	68446	Oceanview Life & Annuity Co	6,493	84,910,118	6,127	0	0	84,922,738	0.096260%	102
205	89206	Ohio Natl Life Assur Corp	37,749,567	0	1,051,638	0	0	38,801,205	0.043981%	135
206	67172	Ohio Natl Life Ins Co	34,779,442	1,582,149	560,081	467,422	2,967,849	40,356,943	0.045744%	132
207	67180	Ohio State Life Ins Co	1,926,177	1,899,226	0	155	0	3,825,558	0.004336%	223
208	67199	Old Amer Ins Co	4,375,987	0	17,918	0	0	4,393,905	0.004980%	213
209	67261	Old Republic Life Ins Co	1,090,760	0	775	0	0	1,091,535	0.001237%	267
210	76007	Old United Life Ins Co	400	0	0	0	0	400	0.000000%	323

2022 CALIFORNIA LIFE & ANNUITY MARKET SHARE REPORT

Premiums Written During The Calendar Year
Sorted By Company Name (Alphabetically)

Record Count	Company Code	Company Name	Life Insurance	Annuity Considerations	Accident And Health	Deposit Type Contract Funds	Other Considerations	Total	Market Share	Rank
211	13100	Omaha Ins Co	0	0	1,351,449	0	0	1,351,449	0.001532%	254
212	69647	Optum Ins of OH Inc	83,768	335	0	0	0	84,103	0.000095%	301
213	76112	Oxford Life Ins Co	3,038,621	45,532,190	259,367	0	0	48,830,178	0.055349%	123
214	67393	Ozark Natl Life Ins Co	166,925	0	507	0	0	167,432	0.000190%	297
215	64343	Pacific Guardian Life Ins Co Ltd	19,915,185	262,754	16	230,320	0	20,408,275	0.023133%	163
216	97268	Pacific Life & Ann Co	500,993	3,455,765	0	0	0	3,956,758	0.004485%	220
217	67466	Pacific Life Ins Co	724,729,596	1,977,595,969	0	78,929,922	0	2,781,255,487	3.152545%	7
218	93459	Pan Amer Assur Co	3,147,566	0	0	0	0	3,147,566	0.003568%	233
219	67539	Pan Amer Life Ins Co	23,710,185	124,926	41,101,863	1,347	0	64,938,321	0.073607%	114
220	60003	Park Avenue Life Ins Co	152,939	0	0	0	0	152,939	0.000173%	298
221	67598	Paul Revere Life Ins Co	360,880	0	10,302,447	0	0	10,663,327	0.012087%	181
222	93262	Penn Ins & Ann Co	77,524,154	1,589,540	0	0	0	79,113,694	0.089675%	104
223	67644	Penn Mut Life Ins Co	173,702,615	26,369,613	279,279	2,515,007	0	202,866,514	0.229949%	71
224	67784	Philadelphia Amer Life Ins Co	0	0	2,210,409	0	0	2,210,409	0.002505%	239
225	93548	PHL Variable Ins Co	14,196,610	54,085	0	0	0	14,250,695	0.016153%	174
226	72125	Physicians Life Ins Co	14,383,138	900	1,315,291	169,298	0	15,868,627	0.017987%	169
227	67873	Pioneer Amer Ins Co	4,228,672	220,506	0	0	0	4,449,178	0.005043%	212
228	67911	Pioneer Mut Life Ins Co	3,393,488	11,386	0	0	0	3,404,874	0.003859%	228
229	67946	Pioneer Security Life Ins Co	821,353	540	0	0	0	821,893	0.000932%	274
230	97152	Plateau Ins Co	23,012	0	41,983	0	0	64,995	0.000074%	303
231	65919	Primerica Life Ins Co	504,427,506	40,881	15,818	1,507,103	0	505,991,308	0.573540%	47
232	61271	Principal Life Ins Co	129,245,564	168,833,387	315,094,305	1,001,079,803	563,733	1,614,816,792	1.830390%	18
233	71161	Principal Natl Life Ins Co	135,594,063	0	0	0	0	135,594,063	0.153695%	85
234	68047	Professional Ins Co	15,572	0	865,253	0	0	880,825	0.000998%	272
235	88536	Protective Life & Annuity Ins Co	273,405	0	3,014	0	0	276,419	0.000313%	291
236	68136	Protective Life Ins Co	362,312,435	91,983,432	7,095,612	2,444,637	0	463,836,116	0.525757%	50
237	67903	Provident Amer Life & Hlth Ins Co	1,443	0	9,345	0	0	10,788	0.000012%	313
238	68195	Provident Life & Accident Ins Co	18,594,296	0	95,060,318	0	0	113,654,614	0.128827%	90
239	79227	Pruco Life Ins Co	607,474,596	497,101,485	0	3,253,473	0	1,107,829,554	1.255721%	26
240	68241	Prudential Ins Co Of Amer	420,179,513	775,894,261	185,594,258	29,545,684	3,418,835,966	4,830,049,682	5.474846%	1

2022 CALIFORNIA LIFE & ANNUITY MARKET SHARE REPORT

Premiums Written During The Calendar Year
Sorted By Company Name (Alphabetically)

Record Count	Company Code	Company Name	Life Insurance	Annuity Considerations	Accident And Health	Deposit Type Contract Funds	Other Considerations	Total	Market Share	Rank
241	71390	Puritan Life Ins Co of Amer	432,426	28,104,347	50,594	453,328	0	29,040,695	0.032918%	149
242	68357	Reliable Life Ins Co	11,037	0	178	0	0	11,215	0.000013%	312
243	68381	Reliance Standard Life Ins Co	57,037,738	101,266,279	118,411,072	0	0	276,715,089	0.313656%	64
244	67105	Reliastar Life Ins Co	164,915,798	16,838,887	261,880,768	173,797	0	443,809,250	0.503056%	53
245	61360	Reliastar Life Ins Co Of NY	2,349,671	4,605	3,362,041	0	0	5,716,317	0.006479%	204
246	61700	Renaissance Life & Hlth Ins Co of Am	7,467	0	3,607,357	0	0	3,614,824	0.004097%	225
247	68462	Reserve Natl Ins Co	26,982	0	122,124	0	0	149,106	0.000169%	299
248	93777	Revol One Ins Co	1,320,066	0	14,912	0	0	1,334,978	0.001513%	256
249	93572	RGA Reins Co	0	0	11,961,863	0	0	11,961,863	0.013559%	178
250	65005	RiverSource Life Ins Co	122,687,612	370,012,366	24,161,404	581,071	0	517,442,453	0.586519%	46
251	60183	S USA Life Ins Co Inc	3,346,709	50,275,494	24,463	0	0	53,646,666	0.060808%	121
252	60445	Sagicor Life Ins Co	4,292,398	59,635,620	1,536	2,434,577	0	66,364,131	0.075224%	113
253	93742	Securian Life Ins Co	184,403,645	2,708,254	17,984,734	12,651,120	0	217,747,753	0.246816%	69
254	68675	Security Benefit Life Ins Co	1,009,710	412,254,319	0	0	0	413,264,029	0.468434%	55
255	68713	Security Life Of Denver Ins Co	125,546,739	529	0	0	0	125,547,268	0.142307%	87
256	68772	Security Mut Life Ins Co Of NY	12,761,593	2,200	9,535	0	0	12,773,328	0.014479%	176
257	69485	Security Natl Life Ins Co	9,702,514	607,414	846	10,832	0	10,321,606	0.011700%	183
258	78662	Senior Life Ins Co	6,016,434	0	0	0	0	6,016,434	0.006820%	202
259	68802	Sentinel Security Life Ins Co	2,276,913	209,787,397	75,220	1,881,259	0	214,020,789	0.242592%	70
260	68810	Sentry Life Ins Co	2,190,127	96,430,664	0	0	0	98,620,791	0.111786%	95
261	62952	SILAC Ins Co	25,396	56,193,056	670,370	0	0	56,888,822	0.064483%	118
262	69019	Standard Ins Co	154,828,979	76,343,816	331,191,054	196,589	408,852,399	971,412,837	1.101093%	31
263	86355	Standard Life & Accident Ins Co	630,684	13,027	6,411,823	0	0	7,055,534	0.007997%	194
264	69078	Standard Security Life Ins Co Of NY	3,527	0	56,952	0	0	60,479	0.000069%	304
265	68985	Starmount Life Ins Co	76,620	0	22,545,990	0	0	22,622,610	0.025643%	157
266	69108	State Farm Life Ins Co	557,078,567	14,557,386	0	1,682	0	571,637,635	0.647949%	40
267	69116	State Life Ins Co	93,525,381	22,474,651	2,803,747	667,847	0	119,471,626	0.135421%	88
268	89184	Sterling Investors Life Ins Co	156,589	7,300	46,313	0	0	210,202	0.000238%	293
269	77399	Sterling Life Ins Co	7,225	0	419,177	0	0	426,402	0.000483%	285
270	80926	Sun Life & Hlth Ins Co	6,060,003	0	839,704	0	0	6,899,707	0.007821%	198

2022 CALIFORNIA LIFE & ANNUITY MARKET SHARE REPORT

Premiums Written During The Calendar Year
Sorted By Company Name (Alphabetically)

Record Count	Company Code	Company Name	Life Insurance	Annuity Considerations	Accident And Health	Deposit Type Contract Funds	Other Considerations	Total	Market Share	Rank
271	69310	Surety Life Ins Co	10,272,485	83,930	5,990	0	0	10,362,405	0.011746%	182
272	68608	Symetra Life Ins Co	107,558,302	776,060,710	81,470,676	5,951,804	0	971,041,492	1.100673%	32
273	90581	Symetra Natl Life Ins Co	12,293	0	0	0	0	12,293	0.000014%	311
274	71153	Talcott Resolution Life & Ann Ins Co	82,037,020	15,573,413	9,741	0	2,586,739	100,206,913	0.113584%	94
275	88072	Talcott Resolution Life Ins Co	4,869,615	11,697,591	699,999	135,987,640	86,080,800	239,335,645	0.271286%	66
276	69345	Teachers Ins & Ann Assoc Of Amer	11,395,405	638,627,629	573,619	23,775,586	0	674,372,239	0.764399%	39
277	69396	Texas Life Ins Co	38,699,426	0	0	0	0	38,699,426	0.043866%	136
278	76236	The Cincinnati Life Ins Co	9,153,001	155,403	15,019	0	0	9,323,423	0.010568%	187
279	70435	The Savings Bank Mut Life Ins Co of	20,934,778	415,073	70,565	0	0	21,420,416	0.024280%	160
280	60142	TIAA Cref Life Ins Co	20,427,025	6,522,742	250,323	1,376,808,870	0	1,404,008,960	1.591440%	20
281	92908	Tier One Ins Co	223	0	731,906	0	0	732,129	0.000830%	275
282	69566	Trans World Assur Co	1,635,032	112,247	0	0	0	1,747,279	0.001981%	248
283	70688	Transamerica Financial Life Ins Co	870,478	1,499,146	276,441	0	1,015,537,939	1,018,184,004	1.154108%	29
284	86231	Transamerica Life Ins Co	1,097,294,014	120,374,160	132,998,531	190,720	504,407,682	1,855,265,107	2.102937%	15
285	61425	Trustmark Ins Co	61,699,949	2,690	12,486,391	0	0	74,189,030	0.084093%	107
286	62863	Trustmark Life Ins Co	303,408	0	5,379,149	0	0	5,682,557	0.006441%	205
287	80314	Unicare Life & Hlth Ins Co	269,256	0	1,526,656	0	0	1,795,912	0.002036%	247
288	11121	Unified Life Ins Co	386,138	591	3,871,531	0	0	4,258,260	0.004827%	215
289	91529	Unimerica Ins Co	2,449,882	0	40,176,089	0	0	42,625,971	0.048316%	129
290	62596	Union Fidelity Life Ins Co	582,177	0	1,505,466	0	0	2,087,643	0.002366%	241
291	69744	Union Labor Life Ins Co	7,005,955	0	21,996,141	0	0	29,002,096	0.032874%	150
292	70408	Union Security Ins Co	6,580,616	633,418	3,051,566	0	0	10,265,600	0.011636%	184
293	92916	United Amer Ins Co	404,687	379,245	47,403,802	0	0	48,187,734	0.054621%	124
294	69892	United Farm Family Life Ins Co	3,827,482	25	0	0	0	3,827,507	0.004338%	222
295	87645	United Fidelity Life Ins Co	273,928	5,963	0	844	0	280,735	0.000318%	290
296	63983	United Heritage Life Ins Co	2,885,438	1,005,926	70,903	233	0	3,962,500	0.004491%	219
297	69922	United Home Life Ins Co	957,569	0	5,579	0	0	963,148	0.001092%	270
298	69930	United Ins Co Of Amer	20,756,210	0	590,445	0	0	21,346,655	0.024196%	161
299	69973	United Life Ins Co	14,378,586	74,269,717	1,701	0	0	88,650,004	0.100485%	98
300	69868	United Of Omaha Life Ins Co	252,855,946	137,567,207	96,919,991	58,910,240	185,504	546,438,888	0.619387%	42

2022 CALIFORNIA LIFE & ANNUITY MARKET SHARE REPORT

Premiums Written During The Calendar Year
Sorted By Company Name (Alphabetically)

Record Count	Company Code	Company Name	Life Insurance	Annuity Considerations	Accident And Health	Deposit Type Contract Funds	Other Considerations	Total	Market Share	Rank
301	42129	United Security Assur Co Of PA	0	0	8,741	0	0	8,741	0.000010%	315
302	70106	United States Life Ins Co in the Cit	2,287,881	1,206,097	1,184,572	0	0	4,678,550	0.005303%	211
303	72850	United World Life Ins Co	62,549	0	20,697,269	0	0	20,759,818	0.023531%	162
304	79413	UnitedHealthcare Ins Co	4,679,278	0	2,302,001,695	0	0	2,306,680,973	2.614616%	11
305	63819	Unity Financial Life Ins Co	1,241,888	0	0	0	0	1,241,888	0.001408%	262
306	67601	Unum Ins Co	122,773	0	14,756,859	2,048,149	0	16,927,781	0.019188%	167
307	62235	Unum Life Ins Co Of Amer	151,496,228	774	385,683,201	20,885	0	537,201,088	0.608916%	43
308	80802	US Br Sun Life Assur Co of Canada	71,878,210	0	259,133,394	0	0	331,011,604	0.375201%	59
309	80659	US Business of Canada Life Assur Co	6,699,806	0	419,003	0	0	7,118,809	0.008069%	193
310	84530	US Financial Life Ins Co	5,053,794	0	0	0	0	5,053,794	0.005728%	209
311	70955	USA Life One Ins Co Of IN	494	0	0	0	0	494	0.000001%	322
312	69663	USAA Life Ins Co	107,862,816	638,518,923	48,952,336	3,789,479	0	799,123,554	0.905804%	37
313	68632	Vantis Life Ins Co	452,426	30,000	0	0	0	482,426	0.000547%	283
314	70238	Variable Ann Life Ins Co	0	274,712,456	0	33,629,252	0	308,341,708	0.349504%	61
315	80942	Venerable Ins & Ann Co	1,280,794	4,790,581	252	0	0	6,071,627	0.006882%	201
316	86509	Voya Retirement Ins & Ann Co	5,844,710	1,166,513,592	470	1,339,080	160,123,600	1,333,821,452	1.511883%	21
317	70319	Washington Natl Ins Co	6,652,454	293,859	24,107,103	0	0	31,053,416	0.035199%	145
318	70335	West Coast Life Ins Co	54,945,088	7,728	340	0	0	54,953,156	0.062289%	120
319	70483	Western & Southern Life Ins Co	10,135,651	231	682,731	0	0	10,818,613	0.012263%	180
320	92622	Western Southern Life Assur Co	7,421,562	874,509,353	0	3,996,221	0	885,927,136	1.004196%	35
321	85189	Western United Life Assur Co	212	6,934,837	68,959	0	0	7,004,008	0.007939%	196
322	62413	Wilcac Life Ins Co	23,998,669	12,810	822,245	664,170	0	25,497,894	0.028902%	155
323	60704	Wilton Reassur Life Co of NY	1,219,447	3,950	22,037	0	0	1,245,434	0.001412%	260
324	90557	Zurich Amer Life Ins Co	40,609,757	5,271,165	13,785,585	0	0	59,666,507	0.067632%	117
	Totals:		20,977,366,842	35,451,512,100	17,743,137,565	3,570,387,293	10,480,156,413	88,222,560,213	100.000000%	

California Life & Annuity Market Share Report
Premiums Written During Calendar Year 2022
Line of Business: LIFE INSURANCE
Sorted By Company Name (Alphabetically)

Record Count	Company Code	Company Name	Written Premium	Market Share	Rank
1	80985	4 Ever Life Ins Co	451,302	0.002151%	220
2	77879	5 Star Life Ins Co	6,552,268	0.031235%	127
3	71854	AAA Life Ins Co	338,118,078	1.611823%	20
4	71471	Ability Ins Co	7,237	0.000034%	286
5	62200	Accordia Life & Ann Co	162,069,683	0.772593%	34
6	60054	Aetna Life Ins Co	3,221,719	0.015358%	157
7	90611	Allianz Life Ins Co Of N Amer	299,894,882	1.429612%	22
8	60216	Amalgamated Life Ins Co	186,941	0.000891%	240
9	68594	American Amicable Life Ins Co Of TX	16,262,669	0.077525%	100
10	60275	American Bankers Life Assur Co Of FL	180,391	0.000860%	242
11	66001	American Benefit Life Ins Co	5,144	0.000025%	290
12	92738	American Equity Invest Life Ins Co	9,538	0.000045%	282
13	60380	American Family Life Assur Co of Col	26,423,182	0.125960%	85
14	60399	American Family Life Ins Co	1,991,916	0.009496%	173
15	60410	American Fidelity Assur Co	58,045,518	0.276705%	63
16	60429	American Fidelity Life Ins Co	454,264	0.002165%	218
17	60488	American Gen Life Ins Co	590,873,878	2.816721%	10
18	60534	American Heritage Life Ins Co	6,520,251	0.031082%	128
19	60518	American Hlth & Life Ins Co	6,495,209	0.030963%	129
20	60577	American Income Life Ins Co	155,410,632	0.740849%	35
21	67989	American Memorial Life Ins Co	164,970,934	0.786423%	32
22	60739	American Natl Ins Co	111,222,443	0.530202%	48
23	71773	American Natl Life Ins Co Of TX	176,715	0.000842%	243
24	60801	American Public Life Ins Co	22,178	0.000106%	270
25	60836	American Republic Ins Co	248,267	0.001183%	235
26	60895	American United Life Ins Co	44,013,063	0.209812%	71
27	61999	Americo Fin Life & Ann Ins Co	37,556,465	0.179033%	80
28	61301	Ameritas Life Ins Corp	113,331,701	0.540257%	47
29	72222	Amica Life Ins Co	6,297,622	0.030021%	130
30	62825	Anthem Blue Cross L&H Ins Co	69,170,492	0.329739%	58
31	61069	Anthem Life Ins Co	4,837,581	0.023061%	141
32	71439	Assurity Life Ins Co	15,649,989	0.074604%	102
33	68039	Athene Ann & Life Assur Co of NY	263,314	0.001255%	234
34	61689	Athene Ann & Life Co	5,836,157	0.027821%	136
35	61492	Athene Annuity & Life Assur Co	2,477,287	0.011809%	165
36	61182	Aurora Natl Life Assur Co	1,886,346	0.008992%	175
37	84522	Auto Club Life Ins Co	963,770	0.004594%	202
38	61212	Baltimore Life Ins Co	2,693,760	0.012841%	162
39	61263	Bankers Life & Cas Co	37,628,121	0.179375%	79
40	94250	Banner Life Ins Co	135,494,418	0.645908%	41
41	61395	Beneficial Life Ins Co	4,131,077	0.019693%	146
42	64890	Berkley Life & Hlth Ins Co	2,473	0.000012%	294
43	71714	Berkshire Life Ins Co of Amer	455,293	0.002170%	217

California Life & Annuity Market Share Report
Premiums Written During Calendar Year 2022
Line of Business: LIFE INSURANCE
Sorted By Company Name (Alphabetically)

Record Count	Company Code	Company Name	Written Premium	Market Share	Rank
44	90638	Best Life & Hlth Ins Co	201,807	0.000962%	238
45	61557	Blue Shield of CA Life & Hlth Ins Co	10,463,043	0.049878%	110
46	61476	Boston Mut Life Ins Co	2,694,376	0.012844%	161
47	87726	Brighthouse Life Ins Co	187,056,011	0.891704%	28
48	61581	Capitol Life Ins Co	3,723	0.000018%	292
49	61751	Central States H & L Co Of Omaha	28,612	0.000136%	264
50	61832	Chesapeake Life Ins Co	3,939,271	0.018779%	148
51	61875	Church Life Ins Corp	1,632,682	0.007783%	182
52	67369	Cigna Hlth & Life Ins Co	22,038	0.000105%	271
53	83607	Clear Spring Life & Ann Co	15,084	0.000072%	274
54	93432	CM Life Ins Co	19,218,981	0.091618%	95
55	62626	CMFG Life Ins Co	49,571,537	0.236310%	67
56	62049	Colonial Life & Accident Ins Co	37,970,993	0.181009%	77
57	62065	Colonial Penn Life Ins Co	27,084,257	0.129112%	84
58	76023	Columbian Life Ins Co	6,975,161	0.033251%	123
59	62103	Columbian Mut Life Ins Co	183,234	0.000873%	241
60	99937	Columbus Life Ins Co	67,882,313	0.323598%	59
61	62146	Combined Ins Co Of Amer	8,179,414	0.038992%	119
62	84824	Commonwealth Ann & Life Ins Co	2,212,779	0.010548%	170
63	92444	Companion Life Ins Co of CA	25,609	0.000122%	267
64	62308	Connecticut Gen Life Ins Co	20,657,350	0.098474%	92
65	71730	Continental Amer Ins Co	2,540,790	0.012112%	163
66	71404	Continental Gen Ins Co	119,179	0.000568%	251
67	68500	Continental Life Ins Co Brentwood	11,056	0.000053%	277
68	82880	CSI Life Ins Co	4,826	0.000023%	291
69	71129	Dearborn Life Ins Co	1,047,938	0.004996%	196
70	62634	Delaware Amer Life Ins Co	57,344	0.000273%	259
71	79065	Delaware Life Ins Co	2,500,323	0.011919%	164
72	84174	ELCO Mut Life & Ann	9,942	0.000047%	280
73	85561	Elips Life Ins Co	10,790	0.000051%	279
74	62928	EMC Natl Life Co	969,322	0.004621%	201
75	68322	Empower Ann Ins Co of Amer	8,801,032	0.041955%	117
76	71323	Entrada Life Ins Co	957	0.000005%	298
77	62880	Equitable Financial Life & Ann Co	1,333,718	0.006358%	186
78	62944	Equitable Financial Life Ins Co	189,585,586	0.903763%	27
79	78077	Equitable Financial Life Ins Co of A	94,858,737	0.452196%	53
80	62510	Equitrust Life Ins Co	61,561	0.000293%	258
81	70866	Everlake Assur Co	47,108,455	0.224568%	68
82	60186	Everlake Life Ins Co	43,398,218	0.206881%	72
83	97241	Everly Life Ins Co	49,525	0.000236%	261
84	77968	Family Heritage Life Ins Co Of Amer	71,739	0.000342%	256
85	63053	Family Life Ins Co	1,762,096	0.008400%	176
86	74004	Family Serv Life Ins Co	553	0.000003%	300

California Life & Annuity Market Share Report
Premiums Written During Calendar Year 2022
Line of Business: LIFE INSURANCE
Sorted By Company Name (Alphabetically)

Record Count	Company Code	Company Name	Written Premium	Market Share	Rank
87	63177	Farmers New World Life Ins Co	353,417,678	1.684757%	17
88	63223	Federal Life Ins Co	1,553,960	0.007408%	183
89	63258	Federated Life Ins Co	16,945,678	0.080781%	99
90	63274	Fidelity & Guar Life Ins Co	143,817,317	0.685583%	38
91	93696	Fidelity Investments Life Ins Co	1,676,658	0.007993%	179
92	63290	Fidelity Life Assn A Legal Reserve L	15,585,883	0.074299%	103
93	71870	Fidelity Security Life Ins Co	6,090,854	0.029035%	132
94	69140	First Allmerica Fin Life Ins Co	595,395	0.002838%	212
95	67652	First Penn Pacific Life Ins Co	13,266,133	0.063240%	107
96	91642	Forethought Life Ins Co	49,958,930	0.238156%	66
97	86630	Fortitude Life Ins & Ann Co	157,563	0.000751%	247
98	90247	Fortitude US Reins Co	36,702	0.000175%	262
99	99775	Funeral Directors Life Ins Co	1,369,895	0.006530%	185
100	63657	Garden State Life Ins Co	1,051,092	0.005011%	195
101	65536	Genworth Life & Ann Ins Co	109,586,961	0.522406%	49
102	70025	Genworth Life Ins Co	27,385,607	0.130548%	83
103	70939	Gerber Life Ins Co	44,961,110	0.214332%	70
104	91472	Globe Life & Accident Ins Co	59,133,616	0.281892%	62
105	63967	Government Personnel Mut Life Ins Co	3,333,791	0.015892%	154
106	67059	GPM Hlth & Life Ins Co	986,109	0.004701%	198
107	90212	Great Southern Life Ins Co	3,519,859	0.016779%	150
108	71480	Great Western Ins Co	39,465,075	0.188132%	74
109	64211	Guarantee Trust Life Ins Co	1,748,927	0.008337%	177
110	64238	Guaranty Income Life Ins Co	5,307	0.000025%	289
111	78778	Guardian Ins & Ann Co Inc	6,111,995	0.029136%	131
112	64246	Guardian Life Ins Co Of Amer	353,073,177	1.683115%	18
113	70815	Hartford Life & Accident Ins Co	178,219,181	0.849578%	30
114	92711	HCC Life Ins Co	547,599	0.002610%	214
115	66141	Health Net Life Ins Co	856,178	0.004081%	207
116	64505	Homesteaders Life Co	34,871,995	0.166236%	81
117	64513	Horace Mann Life Ins Co	8,191,993	0.039052%	118
118	91693	IA Amer Life Ins Co	23,515,033	0.112097%	89
119	69272	Ibexis Life & Ann Ins Co	1,722,597	0.008212%	178
120	97764	Idealife Ins Co	86,618	0.000413%	253
121	64580	Illinois Mut Life Ins Co	985,120	0.004696%	199
122	14406	Industrial Alliance Ins & Fin Serv I	3,451,078	0.016451%	151
123	74780	Integrity Life Ins Co	9,043	0.000043%	283
124	64904	Investors Heritage Life Ins Co	25,838	0.000123%	266
125	63487	Investors Life Ins Co N Amer	972,797	0.004637%	200
126	65056	Jackson Natl Life Ins Co	60,347,958	0.287681%	61
127	64017	Jefferson Natl Life Ins Co	874,293	0.004168%	205
128	65080	John Alden Life Ins Co	419,229	0.001998%	222
129	93610	John Hancock Life & Hlth Ins Co	16,109	0.000077%	272

California Life & Annuity Market Share Report
Premiums Written During Calendar Year 2022
Line of Business: LIFE INSURANCE
Sorted By Company Name (Alphabetically)

Record Count	Company Code	Company Name	Written Premium	Market Share	Rank
130	65838	John Hancock Life Ins Co USA	555,164,327	2.646492%	12
131	65129	Kansas City Life Ins Co	17,606,760	0.083932%	97
132	62154	Ladder Life Ins Co	1,254,006	0.005978%	189
133	65242	Lafayette Life Ins Co	46,806,639	0.223129%	69
134	68543	Liberty Bankers Life Ins Co	2,049,397	0.009770%	172
135	65331	Liberty Natl Life Ins Co	5,037,943	0.024016%	138
136	65498	Life Ins Co Of N Amer	239,911,931	1.143670%	25
137	65528	Life Ins Co Of The Southwest	641,487,635	3.057999%	8
138	97985	LifeMap Assur Co	164,922	0.000786%	246
139	77720	LifeSecure Ins Co	240,828	0.001148%	236
140	99724	LifeShield Natl Ins Co	231,664	0.001104%	237
141	65595	Lincoln Benefit Life Co	136,371,646	0.650089%	39
142	65927	Lincoln Heritage Life Ins Co	116,835,857	0.556961%	46
143	62057	Lincoln Life & Ann Co of NY	1,170,911	0.005582%	192
144	65676	Lincoln Natl Life Ins Co	855,305,058	4.077276%	6
145	60232	Lombard Intl Life Assur Co	676	0.000003%	299
146	65722	Loyal Amer Life Ins Co	166,852	0.000795%	245
147	73504	Lumico Life Ins Co	9,410,120	0.044858%	114
148	65781	Madison Natl Life Ins Co Inc	368,968	0.001759%	226
149	65870	Manhattan Life Ins Co	950,143	0.004529%	204
150	67083	Manhattan Natl Life Ins Co	1,411,480	0.006729%	184
151	61883	ManhattanLife Ins & Ann Co	458,778	0.002187%	216
152	65935	Massachusetts Mut Life Ins Co	1,060,444,358	5.055183%	4
153	63312	MassMutual Ascend Life Ins Co	4,845,071	0.023097%	140
154	31119	Medico Ins Co	1,876	0.000009%	295
155	86126	Members Life Ins Co	1,640,700	0.007821%	180
156	65951	Merit Life Ins Co	12,660	0.000060%	275
157	65978	Metropolitan Life Ins Co	888,726,301	4.236596%	5
158	97136	Metropolitan Tower Life Ins Co	24,545,255	0.117008%	86
159	66087	Mid West Natl Life Ins Co Of TN	653,374	0.003115%	209
160	66044	Midland Natl Life Ins Co	332,781,298	1.586383%	21
161	66109	Midwestern United Life Ins Co	187,686	0.000895%	239
162	66168	Minnesota Life Ins Co	347,319,924	1.655689%	19
163	70416	MML Bay State Life Ins Co	3,257,522	0.015529%	156
164	66265	Monarch Life Ins Co	53,954	0.000257%	260
165	81442	Monitor Life Ins Co Of NY	232	0.000001%	303
166	66370	Mony Life Ins Co	7,594,535	0.036203%	120
167	88668	Mutual Of Amer Life Ins Co	288,853	0.001377%	230
168	93734	Nassau Life & Ann Co	633,309	0.003019%	210
169	67814	Nassau Life Ins Co	15,757,806	0.075118%	101
170	68284	Nassau Life Ins Co of KS	9,557	0.000046%	281
171	61409	National Benefit Life Ins Co	1,131,023	0.005392%	193
172	66540	National Farmers Union Life Ins Co	352,712	0.001681%	228

California Life & Annuity Market Share Report
Premiums Written During Calendar Year 2022
Line of Business: LIFE INSURANCE
Sorted By Company Name (Alphabetically)

Record Count	Company Code	Company Name	Written Premium	Market Share	Rank
173	66583	National Guardian Life Ins Co	109,214,599	0.520631%	50
174	82538	National Hlth Ins Co	87,973	0.000419%	252
175	66680	National Life Ins Co	39,077,267	0.186283%	75
176	87963	National Teachers Assoc Life Ins Co	414,184	0.001974%	223
177	66850	National Western Life Ins Co	17,152,460	0.081767%	98
178	92657	Nationwide Life & Ann Ins Co	506,281,012	2.413463%	13
179	66869	Nationwide Life Ins Co	190,771,552	0.909416%	26
180	98205	Natl Foundation Life Ins Co	34,987	0.000167%	263
181	91626	New England Life Ins Co	8,966,860	0.042745%	116
182	78743	New Era Life Ins Co	1,426	0.000007%	297
183	69698	New Era Life Ins Co Of Midwest	7,829	0.000037%	284
184	91596	New York Life Ins & Ann Corp	271,055,454	1.292133%	23
185	66915	New York Life Ins Co	1,344,488,067	6.409232%	1
186	66974	North Amer Co Life & Hlth Ins	121,527,883	0.579329%	45
187	67091	Northwestern Mut Life Ins Co	1,076,041,809	5.129537%	3
188	81353	NYLife Ins Co Of AZ	3,291,283	0.015690%	155
189	67148	Occidental Life Ins Co Of NC	3,955,309	0.018855%	147
190	68446	Oceanview Life & Annuity Co	6,493	0.000031%	288
191	89206	Ohio Natl Life Assur Corp	37,749,567	0.179954%	78
192	67172	Ohio Natl Life Ins Co	34,779,442	0.165795%	82
193	67180	Ohio State Life Ins Co	1,926,177	0.009182%	174
194	67199	Old Amer Ins Co	4,375,987	0.020861%	143
195	67261	Old Republic Life Ins Co	1,090,760	0.005200%	194
196	76007	Old United Life Ins Co	400	0.000002%	302
197	69647	Optum Ins of OH Inc	83,768	0.000399%	254
198	76112	Oxford Life Ins Co	3,038,621	0.014485%	159
199	67393	Ozark Natl Life Ins Co	166,925	0.000796%	244
200	64343	Pacific Guardian Life Ins Co Ltd	19,915,185	0.094937%	94
201	97268	Pacific Life & Ann Co	500,993	0.002388%	215
202	67466	Pacific Life Ins Co	724,729,596	3.454817%	7
203	93459	Pan Amer Assur Co	3,147,566	0.015005%	158
204	67539	Pan Amer Life Ins Co	23,710,185	0.113027%	88
205	60003	Park Avenue Life Ins Co	152,939	0.000729%	249
206	67598	Paul Revere Life Ins Co	360,880	0.001720%	227
207	93262	Penn Ins & Ann Co	77,524,154	0.369561%	56
208	67644	Penn Mut Life Ins Co	173,702,615	0.828048%	31
209	93548	PHL Variable Ins Co	14,196,610	0.067676%	106
210	72125	Physicians Life Ins Co	14,383,138	0.068565%	104
211	67873	Pioneer Amer Ins Co	4,228,672	0.020158%	145
212	67911	Pioneer Mut Life Ins Co	3,393,488	0.016177%	152
213	67946	Pioneer Security Life Ins Co	821,353	0.003915%	208
214	97152	Plateau Ins Co	23,012	0.000110%	269
215	65919	Primerica Life Ins Co	504,427,506	2.404627%	14

California Life & Annuity Market Share Report
Premiums Written During Calendar Year 2022
Line of Business: LIFE INSURANCE
Sorted By Company Name (Alphabetically)

Record Count	Company Code	Company Name	Written Premium	Market Share	Rank
216	61271	Principal Life Ins Co	129,245,564	0.616119%	42
217	71161	Principal Natl Life Ins Co	135,594,063	0.646383%	40
218	68047	Professional Ins Co	15,572	0.000074%	273
219	88536	Protective Life & Annuity Ins Co	273,405	0.001303%	232
220	68136	Protective Life Ins Co	362,312,435	1.727159%	16
221	67903	Provident Amer Life & Hlth Ins Co	1,443	0.000007%	296
222	68195	Provident Life & Accident Ins Co	18,594,296	0.088640%	96
223	79227	Pruco Life Ins Co	607,474,596	2.895857%	9
224	68241	Prudential Ins Co Of Amer	420,179,513	2.003014%	15
225	71390	Puritan Life Ins Co of Amer	432,426	0.002061%	221
226	68357	Reliable Life Ins Co	11,037	0.000053%	278
227	68381	Reliance Standard Life Ins Co	57,037,738	0.271901%	64
228	67105	Reliastar Life Ins Co	164,915,798	0.786161%	33
229	61360	Reliastar Life Ins Co Of NY	2,349,671	0.011201%	167
230	61700	Renaissance Life & Hlth Ins Co of Am	7,467	0.000036%	285
231	68462	Reserve Natl Ins Co	26,982	0.000129%	265
232	93777	Revol One Ins Co	1,320,066	0.006293%	187
233	65005	RiverSource Life Ins Co	122,687,612	0.584857%	44
234	60183	S USA Life Ins Co Inc	3,346,709	0.015954%	153
235	60445	Sagicor Life Ins Co	4,292,398	0.020462%	144
236	93742	Securian Life Ins Co	184,403,645	0.879060%	29
237	68675	Security Benefit Life Ins Co	1,009,710	0.004813%	197
238	68713	Security Life Of Denver Ins Co	125,546,739	0.598487%	43
239	68772	Security Mut Life Ins Co Of NY	12,761,593	0.060835%	108
240	69485	Security Natl Life Ins Co	9,702,514	0.046252%	113
241	78662	Senior Life Ins Co	6,016,434	0.028681%	134
242	68802	Sentinel Security Life Ins Co	2,276,913	0.010854%	169
243	68810	Sentry Life Ins Co	2,190,127	0.010440%	171
244	62952	SILAC Ins Co	25,396	0.000121%	268
245	69019	Standard Ins Co	154,828,979	0.738076%	36
246	86355	Standard Life & Accident Ins Co	630,684	0.003006%	211
247	69078	Standard Security Life Ins Co Of NY	3,527	0.000017%	293
248	68985	Starmount Life Ins Co	76,620	0.000365%	255
249	69108	State Farm Life Ins Co	557,078,567	2.655617%	11
250	69116	State Life Ins Co	93,525,381	0.445839%	54
251	89184	Sterling Investors Life Ins Co	156,589	0.000746%	248
252	77399	Sterling Life Ins Co	7,225	0.000034%	287
253	80926	Sun Life & Hlth Ins Co	6,060,003	0.028888%	133
254	69310	Surety Life Ins Co	10,272,485	0.048969%	111
255	68608	Symetra Life Ins Co	107,558,302	0.512735%	52
256	90581	Symetra Natl Life Ins Co	12,293	0.000059%	276
257	71153	Talcott Resolution Life & Ann Ins Co	82,037,020	0.391074%	55
258	88072	Talcott Resolution Life Ins Co	4,869,615	0.023214%	139

California Life & Annuity Market Share Report
Premiums Written During Calendar Year 2022
Line of Business: LIFE INSURANCE
Sorted By Company Name (Alphabetically)

Record Count	Company Code	Company Name	Written Premium	Market Share	Rank
259	69345	Teachers Ins & Ann Assoc Of Amer	11,395,405	0.054322%	109
260	69396	Texas Life Ins Co	38,699,426	0.184482%	76
261	76236	The Cincinnati Life Ins Co	9,153,001	0.043633%	115
262	70435	The Savings Bank Mut Life Ins Co of	20,934,778	0.099797%	90
263	60142	TIAA Cref Life Ins Co	20,427,025	0.097376%	93
264	92908	Tier One Ins Co	223	0.000001%	304
265	69566	Trans World Assur Co	1,635,032	0.007794%	181
266	70688	Transamerica Financial Life Ins Co	870,478	0.004150%	206
267	86231	Transamerica Life Ins Co	1,097,294,014	5.230847%	2
268	61425	Trustmark Ins Co	61,699,949	0.294126%	60
269	62863	Trustmark Life Ins Co	303,408	0.001446%	229
270	80314	Unicare Life & Hlth Ins Co	269,256	0.001284%	233
271	11121	Unified Life Ins Co	386,138	0.001841%	225
272	91529	Unimerica Ins Co	2,449,882	0.011679%	166
273	62596	Union Fidelity Life Ins Co	582,177	0.002775%	213
274	69744	Union Labor Life Ins Co	7,005,955	0.033398%	122
275	70408	Union Security Ins Co	6,580,616	0.031370%	126
276	92916	United Amer Ins Co	404,687	0.001929%	224
277	69892	United Farm Family Life Ins Co	3,827,482	0.018246%	149
278	87645	United Fidelity Life Ins Co	273,928	0.001306%	231
279	63983	United Heritage Life Ins Co	2,885,438	0.013755%	160
280	69922	United Home Life Ins Co	957,569	0.004565%	203
281	69930	United Ins Co Of Amer	20,756,210	0.098946%	91
282	69973	United Life Ins Co	14,378,586	0.068543%	105
283	69868	United Of Omaha Life Ins Co	252,855,946	1.205375%	24
284	70106	United States Life Ins Co in the Cit	2,287,881	0.010906%	168
285	72850	United World Life Ins Co	62,549	0.000298%	257
286	79413	UnitedHealthcare Ins Co	4,679,278	0.022306%	142
287	63819	Unity Financial Life Ins Co	1,241,888	0.005920%	190
288	67601	Unum Ins Co	122,773	0.000585%	250
289	62235	Unum Life Ins Co Of Amer	151,496,228	0.722189%	37
290	80802	US Br Sun Life Assur Co of Canada	71,878,210	0.342646%	57
291	80659	US Business of Canada Life Assur Co	6,699,806	0.031938%	124
292	84530	US Financial Life Ins Co	5,053,794	0.024092%	137
293	70955	USA Life One Ins Co Of IN	494	0.000002%	301
294	69663	USAA Life Ins Co	107,862,816	0.514187%	51
295	68632	Vantis Life Ins Co	452,426	0.002157%	219
296	80942	Venerable Ins & Ann Co	1,280,794	0.006106%	188
297	86509	Voya Retirement Ins & Ann Co	5,844,710	0.027862%	135
298	70319	Washington Natl Ins Co	6,652,454	0.031713%	125
299	70335	West Coast Life Ins Co	54,945,088	0.261926%	65
300	70483	Western & Southern Life Ins Co	10,135,651	0.048317%	112
301	92622	Western Southern Life Assur Co	7,421,562	0.035379%	121

California Life & Annuity Market Share Report
 Premiums Written During Calendar Year 2022
 Line of Business: **LIFE INSURANCE**
 Sorted By Company Name (Alphabetically)

Record Count	Company Code	Company Name	Written Premium	Market Share	Rank
302	85189	Western United Life Assur Co	212	0.000001%	305
303	62413	Wilcac Life Ins Co	23,998,669	0.114403%	87
304	60704	Wilton Reassur Life Co of NY	1,219,447	0.005813%	191
305	90557	Zurich Amer Life Ins Co	40,609,757	0.193588%	73
	Totals:		20,977,366,842	100.000000%	

California Life & Annuity Market Share Report
Premiums Written During Calendar Year 2022
Line of Business: ANNUITY CONSIDERATIONS
Sorted By Company Name (Alphabetically)

Record Count	Company Code	Company Name	Written Premium	Market Share	Rank
1	71854	AAA Life Ins Co	96,327,653	0.271716%	48
2	60054	Aetna Life Ins Co	1,733,631	0.004890%	103
3	90611	Allianz Life Ins Co Of N Amer	1,653,362,372	4.663718%	5
4	68594	American Amicable Life Ins Co Of TX	950,951	0.002682%	115
5	66001	American Benefit Life Ins Co	2,285	0.000006%	181
6	92738	American Equity Invest Life Ins Co	142,058,298	0.400711%	38
7	60399	American Family Life Ins Co	7,200	0.000020%	170
8	60410	American Fidelity Assur Co	121,975,554	0.344062%	41
9	60429	American Fidelity Life Ins Co	72,838	0.000205%	151
10	60488	American Gen Life Ins Co	2,049,808,503	5.781993%	3
11	60534	American Heritage Life Ins Co	5,580	0.000016%	173
12	67989	American Memorial Life Ins Co	315,936	0.000891%	131
13	60739	American Natl Ins Co	204,401,784	0.576566%	33
14	60895	American United Life Ins Co	413,756,042	1.167101%	25
15	61999	Americo Fin Life & Ann Ins Co	51,353,105	0.144854%	63
16	61301	Ameritas Life Ins Corp	179,334,617	0.505858%	34
17	72222	Amica Life Ins Co	80,821	0.000228%	150
18	93661	Annuity Investors Life Ins Co	12,084,306	0.034087%	85
19	67423	Aspida Life Ins Co	1,150,000	0.003244%	112
20	71439	Assurity Life Ins Co	204,689	0.000577%	139
21	68039	Athene Ann & Life Assur Co of NY	150,589	0.000425%	142
22	61689	Athene Ann & Life Co	3,451,926,446	9.737014%	1
23	61492	Athene Annuity & Life Assur Co	36,047	0.000102%	157
24	84522	Auto Club Life Ins Co	274,914	0.000775%	134
25	61263	Bankers Life & Cas Co	54,221,345	0.152945%	62
26	94250	Banner Life Ins Co	100,867,791	0.284523%	46
27	61395	Beneficial Life Ins Co	150,267	0.000424%	143
28	87726	Brighthouse Life Ins Co	932,590,897	2.630604%	13
29	61832	Chesapeake Life Ins Co	100,339	0.000283%	146
30	61875	Church Life Ins Corp	355,100	0.001002%	130
31	83607	Clear Spring Life & Ann Co	55,548,495	0.156688%	61
32	93432	CM Life Ins Co	66,521,210	0.187640%	58
33	62626	CMFG Life Ins Co	33,469,822	0.094410%	70
34	62049	Colonial Life & Accident Ins Co	252	0.000001%	193
35	62103	Columbian Mut Life Ins Co	3,295	0.000009%	178
36	99937	Columbus Life Ins Co	3,111,854	0.008778%	100
37	84824	Commonwealth Ann & Life Ins Co	4,518,826	0.012746%	96
38	71404	Continental Gen Ins Co	401,881	0.001134%	127
39	79065	Delaware Life Ins Co	241,910,782	0.682369%	31
40	13183	Eagle Life Ins Co	22,276,129	0.062835%	78
41	84174	ELCO Mut Life & Ann	725,823	0.002047%	118
42	62928	EMC Natl Life Co	86,145	0.000243%	148

California Life & Annuity Market Share Report
Premiums Written During Calendar Year 2022
Line of Business: ANNUITY CONSIDERATIONS
Sorted By Company Name (Alphabetically)

Record Count	Company Code	Company Name	Written Premium	Market Share	Rank
43	68322	Empower Ann Ins Co of Amer	44,740,805	0.126203%	67
44	62944	Equitable Financial Life Ins Co	1,427,744,023	4.027306%	6
45	78077	Equitable Financial Life Ins Co of A	40,617,409	0.114571%	68
46	62510	Equitrust Life Ins Co	153,504,866	0.432999%	36
47	60186	Everlake Life Ins Co	726,585	0.002050%	117
48	63177	Farmers New World Life Ins Co	4,925,181	0.013893%	94
49	63223	Federal Life Ins Co	9,900	0.000028%	166
50	63258	Federated Life Ins Co	59,713	0.000168%	154
51	63274	Fidelity & Guar Life Ins Co	806,896,645	2.276052%	15
52	93696	Fidelity Investments Life Ins Co	151,550,700	0.427486%	37
53	71870	Fidelity Security Life Ins Co	537,859	0.001517%	124
54	69140	First Allmerica Fin Life Ins Co	16,498	0.000047%	161
55	67652	First Penn Pacific Life Ins Co	20,340	0.000057%	160
56	91642	Forethought Life Ins Co	1,004,818,465	2.834340%	12
57	86630	Fortitude Life Ins & Ann Co	16,419,082	0.046314%	80
58	99775	Funeral Directors Life Ins Co	1,157,591	0.003265%	111
59	65536	Genworth Life & Ann Ins Co	1,066,065	0.003007%	113
60	70025	Genworth Life Ins Co	711,467	0.002007%	119
61	63967	Government Personnel Mut Life Ins Co	7,426	0.000021%	168
62	67059	GPM Hlth & Life Ins Co	69,548	0.000196%	152
63	90212	Great Southern Life Ins Co	275,645	0.000778%	133
64	71480	Great Western Ins Co	1,166,552	0.003291%	110
65	64211	Guarantee Trust Life Ins Co	6,406	0.000018%	171
66	64238	Guaranty Income Life Ins Co	108,106,029	0.304940%	44
67	78778	Guardian Ins & Ann Co Inc	79,567,480	0.224440%	53
68	64246	Guardian Life Ins Co Of Amer	625,787	0.001765%	121
69	92711	HCC Life Ins Co	3,600	0.000010%	177
70	64505	Homesteaders Life Co	590,608	0.001666%	123
71	64513	Horace Mann Life Ins Co	23,350,134	0.065865%	76
72	91693	IA Amer Life Ins Co	3,258,988	0.009193%	99
73	69272	Ibexis Life & Ann Ins Co	274,372	0.000774%	135
74	97764	Idealife Ins Co	1,156	0.000003%	185
75	14406	Industrial Alliance Ins & Fin Serv I	1,503,542	0.004241%	107
76	74780	Integrity Life Ins Co	39,011,834	0.110043%	69
77	64904	Investors Heritage Life Ins Co	15,497,962	0.043716%	82
78	65056	Jackson Natl Life Ins Co	1,264,851,141	3.567826%	9
79	64017	Jefferson Natl Life Ins Co	88,022,261	0.248289%	50
80	65080	John Alden Life Ins Co	210	0.000001%	195
81	65838	John Hancock Life Ins Co USA	5,733,609	0.016173%	91
82	65129	Kansas City Life Ins Co	6,025,993	0.016998%	90
83	65242	Lafayette Life Ins Co	24,309,134	0.068570%	75
84	68543	Liberty Bankers Life Ins Co	32,419,152	0.091446%	71

California Life & Annuity Market Share Report
Premiums Written During Calendar Year 2022
Line of Business: ANNUITY CONSIDERATIONS
Sorted By Company Name (Alphabetically)

Record Count	Company Code	Company Name	Written Premium	Market Share	Rank
85	65331	Liberty Natl Life Ins Co	848	0.000002%	187
86	65528	Life Ins Co Of The Southwest	474,847,477	1.339425%	24
87	77720	LifeSecure Ins Co	86,586	0.000244%	147
88	65595	Lincoln Benefit Life Co	5,072,434	0.014308%	93
89	65927	Lincoln Heritage Life Ins Co	2,457	0.000007%	180
90	62057	Lincoln Life & Ann Co of NY	3,294,034	0.009292%	98
91	65676	Lincoln Natl Life Ins Co	1,186,606,535	3.347118%	10
92	60232	Lombard Intl Life Assur Co	30,914,922	0.087203%	72
93	65722	Loyal Amer Life Ins Co	16,197	0.000046%	162
94	65781	Madison Natl Life Ins Co Inc	394,332	0.001112%	128
95	65870	Manhattan Life Ins Co	745,471	0.002103%	116
96	67083	Manhattan Natl Life Ins Co	1,571	0.000004%	183
97	65935	Massachusetts Mut Life Ins Co	1,373,475,546	3.874228%	7
98	63312	MassMutual Ascend Life Ins Co	520,103,731	1.467081%	22
99	86126	Members Life Ins Co	78,456,484	0.221306%	54
100	65978	Metropolitan Life Ins Co	713,299,460	2.012038%	18
101	97136	Metropolitan Tower Life Ins Co	134,104,939	0.378276%	40
102	66087	Mid West Natl Life Ins Co Of TN	33,448	0.000094%	158
103	66044	Midland Natl Life Ins Co	674,352,693	1.902179%	19
104	66168	Minnesota Life Ins Co	48,246,709	0.136092%	65
105	66370	Mony Life Ins Co	3,600	0.000010%	176
106	88668	Mutual Of Amer Life Ins Co	441,243	0.001245%	125
107	93734	Nassau Life & Ann Co	75,596,446	0.213239%	56
108	67814	Nassau Life Ins Co	168,123	0.000474%	140
109	66540	National Farmers Union Life Ins Co	95	0.000000%	196
110	66583	National Guardian Life Ins Co	6,149,305	0.017346%	89
111	66680	National Life Ins Co	68,456	0.000193%	153
112	66850	National Western Life Ins Co	12,885,359	0.036346%	84
113	92657	Nationwide Life & Ann Ins Co	326,987,281	0.922349%	29
114	66869	Nationwide Life Ins Co	1,289,472,286	3.637276%	8
115	91626	New England Life Ins Co	214,196	0.000604%	138
116	69698	New Era Life Ins Co Of Midwest	1,300	0.000004%	184
117	91596	New York Life Ins & Ann Corp	2,689,847,815	7.587382%	2
118	66915	New York Life Ins Co	110,425,252	0.311482%	43
119	66974	North Amer Co Life & Hlth Ins	405,803,272	1.144669%	27
120	67091	Northwestern Mut Life Ins Co	86,648,005	0.244412%	51
121	67148	Occidental Life Ins Co Of NC	1,612,988	0.004550%	104
122	68446	Oceanview Life & Annuity Co	84,910,118	0.239510%	52
123	67172	Ohio Natl Life Ins Co	1,582,149	0.004463%	106
124	67180	Ohio State Life Ins Co	1,899,226	0.005357%	102
125	69647	Optum Ins of OH Inc	335	0.000001%	192
126	76112	Oxford Life Ins Co	45,532,190	0.128435%	66

California Life & Annuity Market Share Report
Premiums Written During Calendar Year 2022
Line of Business: ANNUITY CONSIDERATIONS
Sorted By Company Name (Alphabetically)

Record Count	Company Code	Company Name	Written Premium	Market Share	Rank
127	64343	Pacific Guardian Life Ins Co Ltd	262,754	0.000741%	136
128	97268	Pacific Life & Ann Co	3,455,765	0.009748%	97
129	67466	Pacific Life Ins Co	1,977,595,969	5.578300%	4
130	67539	Pan Amer Life Ins Co	124,926	0.000352%	144
131	93262	Penn Ins & Ann Co	1,589,540	0.004484%	105
132	67644	Penn Mut Life Ins Co	26,369,613	0.074382%	74
133	93548	PHL Variable Ins Co	54,085	0.000153%	155
134	72125	Physicians Life Ins Co	900	0.000003%	186
135	67873	Pioneer Amer Ins Co	220,506	0.000622%	137
136	67911	Pioneer Mut Life Ins Co	11,386	0.000032%	165
137	67946	Pioneer Security Life Ins Co	540	0.000002%	190
138	65919	Primerica Life Ins Co	40,881	0.000115%	156
139	61271	Principal Life Ins Co	168,833,387	0.476236%	35
140	68136	Protective Life Ins Co	91,983,432	0.259462%	49
141	79227	Pruco Life Ins Co	497,101,485	1.402198%	23
142	68241	Prudential Ins Co Of Amer	775,894,261	2.188602%	17
143	71390	Puritan Life Ins Co of Amer	28,104,347	0.079275%	73
144	68381	Reliance Standard Life Ins Co	101,266,279	0.285647%	45
145	67105	Reliastar Life Ins Co	16,838,887	0.047498%	79
146	61360	Reliastar Life Ins Co Of NY	4,605	0.000013%	174
147	65005	RiverSource Life Ins Co	370,012,366	1.043712%	28
148	60183	S USA Life Ins Co Inc	50,275,494	0.141814%	64
149	60445	Sagicor Life Ins Co	59,635,620	0.168217%	59
150	93742	Securian Life Ins Co	2,708,254	0.007639%	101
151	68675	Security Benefit Life Ins Co	412,254,319	1.162865%	26
152	68713	Security Life Of Denver Ins Co	529	0.000001%	191
153	68772	Security Mut Life Ins Co Of NY	2,200	0.000006%	182
154	69485	Security Natl Life Ins Co	607,414	0.001713%	122
155	68802	Sentinel Security Life Ins Co	209,787,397	0.591757%	32
156	68810	Sentry Life Ins Co	96,430,664	0.272007%	47
157	62952	SILAC Ins Co	56,193,056	0.158506%	60
158	69019	Standard Ins Co	76,343,816	0.215347%	55
159	86355	Standard Life & Accident Ins Co	13,027	0.000037%	163
160	69108	State Farm Life Ins Co	14,557,386	0.041063%	83
161	69116	State Life Ins Co	22,474,651	0.063395%	77
162	89184	Sterling Investors Life Ins Co	7,300	0.000021%	169
163	69310	Surety Life Ins Co	83,930	0.000237%	149
164	68608	Symetra Life Ins Co	776,060,710	2.189072%	16
165	71153	Talcott Resolution Life & Ann Ins Co	15,573,413	0.043929%	81
166	88072	Talcott Resolution Life Ins Co	11,697,591	0.032996%	86
167	69345	Teachers Ins & Ann Assoc Of Amer	638,627,629	1.801408%	20
168	76236	The Cincinnati Life Ins Co	155,403	0.000438%	141

California Life & Annuity Market Share Report
Premiums Written During Calendar Year 2022
Line of Business: ANNUITY CONSIDERATIONS
Sorted By Company Name (Alphabetically)

Record Count	Company Code	Company Name	Written Premium	Market Share	Rank
169	70435	The Savings Bank Mut Life Ins Co of	415,073	0.001171%	126
170	60142	TIAA Cref Life Ins Co	6,522,742	0.018399%	88
171	69566	Trans World Assur Co	112,247	0.000317%	145
172	70688	Transamerica Financial Life Ins Co	1,499,146	0.004229%	108
173	86231	Transamerica Life Ins Co	120,374,160	0.339545%	42
174	61425	Trustmark Ins Co	2,690	0.000008%	179
175	11121	Unified Life Ins Co	591	0.000002%	189
176	70408	Union Security Ins Co	633,418	0.001787%	120
177	92916	United Amer Ins Co	379,245	0.001070%	129
178	69892	United Farm Family Life Ins Co	25	0.000000%	197
179	87645	United Fidelity Life Ins Co	5,963	0.000017%	172
180	63983	United Heritage Life Ins Co	1,005,926	0.002837%	114
181	69973	United Life Ins Co	74,269,717	0.209496%	57
182	69868	United Of Omaha Life Ins Co	137,567,207	0.388042%	39
183	70106	United States Life Ins Co in the Cit	1,206,097	0.003402%	109
184	62235	Unum Life Ins Co Of Amer	774	0.000002%	188
185	69663	USAA Life Ins Co	638,518,923	1.801101%	21
186	68632	Vantis Life Ins Co	30,000	0.000085%	159
187	70238	Variable Ann Life Ins Co	274,712,456	0.774895%	30
188	80942	Venerable Ins & Ann Co	4,790,581	0.013513%	95
189	86509	Voya Retirement Ins & Ann Co	1,166,513,592	3.290441%	11
190	70319	Washington Natl Ins Co	293,859	0.000829%	132
191	70335	West Coast Life Ins Co	7,728	0.000022%	167
192	70483	Western & Southern Life Ins Co	231	0.000001%	194
193	92622	Western Southern Life Assur Co	874,509,353	2.466770%	14
194	85189	Western United Life Assur Co	6,934,837	0.019561%	87
195	62413	Wilcac Life Ins Co	12,810	0.000036%	164
196	60704	Wilton Reassur Life Co of NY	3,950	0.000011%	175
197	90557	Zurich Amer Life Ins Co	5,271,165	0.014869%	92
	Totals:		35,451,591,314	100.000000%	

California Life & Annuity Market Share Report

Exhibit (5D)

Premiums Written During Calendar Year 2022

Line of Business: **ACCIDENT AND HEALTH**

Sorted By Company Name (Alphabetically)

Record Count	Company Code	Company Name	Written Premium	Market Share	Rank
1	80985	4 Ever Life Ins Co	22,968,888	0.129452%	59
2	77879	5 Star Life Ins Co	657,722	0.003707%	141
3	71854	AAA Life Ins Co	15,864,481	0.089412%	66
4	71471	Ability Ins Co	708,634	0.003994%	136
5	60054	Aetna Life Ins Co	2,604,213,768	14.677299%	1
6	90611	Allianz Life Ins Co Of N Amer	8,884,597	0.050073%	79
7	60216	Amalgamated Life Ins Co	10,863,167	0.061225%	74
8	60275	American Bankers Life Assur Co Of FL	69,604	0.000392%	176
9	60380	American Family Life Assur Co of Col	331,140,634	1.866302%	11
10	60410	American Fidelity Assur Co	221,789,147	1.249999%	18
11	60488	American Gen Life Ins Co	4,577,141	0.025797%	90
12	60534	American Heritage Life Ins Co	40,137,198	0.226212%	46
13	60518	American Hlth & Life Ins Co	3,194,684	0.018005%	98
14	60577	American Income Life Ins Co	10,733,924	0.060496%	75
15	60739	American Natl Ins Co	805,321	0.004539%	134
16	71773	American Natl Life Ins Co Of TX	3,790,331	0.021362%	92
17	60801	American Public Life Ins Co	1,911,342	0.010772%	109
18	60836	American Republic Ins Co	186,490	0.001051%	163
19	88366	American Retirement Life Ins Co	873,348	0.004922%	128
20	60895	American United Life Ins Co	105,765	0.000596%	170
21	61999	Americo Fin Life & Ann Ins Co	121,097	0.000683%	166
22	61301	Ameritas Life Ins Corp	126,333,331	0.712012%	23
23	62825	Anthem Blue Cross L&H Ins Co	1,826,466,961	10.293933%	3
24	61069	Anthem Life Ins Co	71,900,030	0.405227%	33
25	71439	Assurity Life Ins Co	6,145,803	0.034638%	85
26	61689	Athene Ann & Life Co	34,377	0.000194%	185
27	61492	Athene Annuity & Life Assur Co	509,402	0.002871%	146
28	84522	Auto Club Life Ins Co	6,285	0.000035%	210
29	61212	Baltimore Life Ins Co	4,903	0.000028%	215
30	61263	Bankers Life & Cas Co	34,178,841	0.192631%	51
31	94250	Banner Life Ins Co	1,165,538	0.006569%	123
32	64890	Berkley Life & Hlth Ins Co	40,320,312	0.227245%	44
33	71714	Berkshire Life Ins Co of Amer	60,449,032	0.340690%	38
34	90638	Best Life & Hlth Ins Co	2,408,398	0.013574%	105
35	61557	Blue Shield of CA Life & Hlth Ins Co	213,825,455	1.205116%	19
36	61476	Boston Mut Life Ins Co	1,485,548	0.008373%	118
37	87726	Brighthouse Life Ins Co	9,004,450	0.050749%	78
38	61581	Capitol Life Ins Co	15,520	0.000087%	195
39	61751	Central States H & L Co Of Omaha	41,490	0.000234%	183
40	80896	Centre Life Ins Co	1,346,490	0.007589%	120
41	61832	Chesapeake Life Ins Co	26,169,326	0.147490%	56
42	67369	Cigna Hlth & Life Ins Co	1,793,622,852	10.108824%	4
43	83607	Clear Spring Life & Ann Co	378	0.000002%	229
44	62626	CMFG Life Ins Co	43,885,575	0.247338%	42
45	62049	Colonial Life & Accident Ins Co	130,488,848	0.735433%	22
46	62065	Colonial Penn Life Ins Co	18,919,857	0.106632%	64

California Life & Annuity Market Share Report

Exhibit (5D)

Premiums Written During Calendar Year 2022

Line of Business: **ACCIDENT AND HEALTH**

Sorted By Company Name (Alphabetically)

Record Count	Company Code	Company Name	Written Premium	Market Share	Rank
47	62103	Columbian Mut Life Ins Co	12,896	0.000073%	200
48	99937	Columbus Life Ins Co	291	0.000002%	231
49	62146	Combined Ins Co Of Amer	26,207,069	0.147703%	55
50	81426	Commercial Travelers Life Ins Co	7,702	0.000043%	206
51	84824	Commonwealth Ann & Life Ins Co	1,912	0.000011%	219
52	92444	Companion Life Ins Co of CA	35,839,479	0.201991%	48
53	62308	Connecticut Gen Life Ins Co	5,704,862	0.032152%	88
54	71730	Continental Amer Ins Co	66,335,239	0.373864%	34
55	71404	Continental Gen Ins Co	2,672,732	0.015063%	103
56	68500	Continental Life Ins Co Brentwood	14,769,639	0.083241%	68
57	71129	Dearborn Life Ins Co	2,157,401	0.012159%	107
58	62634	Delaware Amer Life Ins Co	327,844	0.001848%	154
59	85561	Elips Life Ins Co	7,033	0.000040%	209
60	62928	EMC Natl Life Co	571	0.000003%	225
61	68322	Empower Ann Ins Co of Amer	987,860	0.005568%	126
62	62944	Equitable Financial Life Ins Co	1,639,238	0.009239%	113
63	78077	Equitable Financial Life Ins Co of A	12,956,514	0.073023%	71
64	60186	Everlake Life Ins Co	1,615,462	0.009105%	114
65	97241	Everly Life Ins Co	249	0.000001%	233
66	77968	Family Heritage Life Ins Co Of Amer	7,977,304	0.044960%	80
67	63053	Family Life Ins Co	387,854	0.002186%	151
68	63177	Farmers New World Life Ins Co	5,921,108	0.033371%	86
69	63223	Federal Life Ins Co	11,575	0.000065%	201
70	63258	Federated Life Ins Co	2,451,850	0.013819%	104
71	63290	Fidelity Life Assn A Legal Reserve L	23,878	0.000135%	189
72	71870	Fidelity Security Life Ins Co	64,052,750	0.361000%	37
73	69140	First Allmerica Fin Life Ins Co	155	0.000001%	235
74	67652	First Penn Pacific Life Ins Co	3,902	0.000022%	217
75	91642	Forethought Life Ins Co	3,135,732	0.017673%	99
76	63657	Garden State Life Ins Co	214,478	0.001209%	160
77	65536	Genworth Life & Ann Ins Co	642,061	0.003619%	142
78	70025	Genworth Life Ins Co	266,625,044	1.502694%	14
79	70939	Gerber Life Ins Co	26,982,907	0.152075%	53
80	91472	Globe Life & Accident Ins Co	3,247,487	0.018303%	97
81	63967	Government Personnel Mut Life Ins Co	39,015	0.000220%	184
82	67059	GPM Hlth & Life Ins Co	70,979	0.000400%	173
83	93521	Granular Ins Co	26,670,523	0.150315%	54
84	90212	Great Southern Life Ins Co	114,682	0.000646%	167
85	64211	Guarantee Trust Life Ins Co	1,805,069	0.010173%	112
86	64246	Guardian Life Ins Co Of Amer	676,999,543	3.815557%	7
87	70815	Hartford Life & Accident Ins Co	288,667,870	1.626927%	13
88	92711	HCC Life Ins Co	112,423,488	0.633617%	25
89	66141	Health Net Life Ins Co	932,276,695	5.254294%	6
90	93440	HM Life Ins Co	32,044,649	0.180603%	52
91	64513	Horace Mann Life Ins Co	7,071	0.000040%	208
92	91693	IA Amer Life Ins Co	5,814	0.000033%	213

California Life & Annuity Market Share Report

Exhibit (5D)

Premiums Written During Calendar Year 2022

Line of Business: **ACCIDENT AND HEALTH**

Sorted By Company Name (Alphabetically)

Record Count	Company Code	Company Name	Written Premium	Market Share	Rank
93	64580	Illinois Mut Life Ins Co	107,662	0.000607%	169
94	64602	Independence Life & Ann Co	3,573,228	0.020139%	94
95	81779	Individual Assur Co Life Hlth & Acc	2,701,754	0.015227%	102
96	65056	Jackson Natl Life Ins Co	1,849,201	0.010422%	110
97	64017	Jefferson Natl Life Ins Co	4,677	0.000026%	216
98	65080	John Alden Life Ins Co	288,196	0.001624%	155
99	93610	John Hancock Life & Hlth Ins Co	1,488,744	0.008391%	117
100	65838	John Hancock Life Ins Co USA	99,352,748	0.559950%	27
101	65129	Kansas City Life Ins Co	1,923,977	0.010843%	108
102	65242	Lafayette Life Ins Co	14,467	0.000082%	199
103	68543	Liberty Bankers Life Ins Co	7,101	0.000040%	207
104	65331	Liberty Natl Life Ins Co	187,873	0.001059%	162
105	65498	Life Ins Co Of N Amer	241,614,529	1.361735%	17
106	65528	Life Ins Co Of The Southwest	408	0.000002%	228
107	97985	LifeMap Assur Co	18,999	0.000107%	191
108	77720	LifeSecure Ins Co	6,379,624	0.035955%	84
109	99724	LifeShield Natl Ins Co	389,467	0.002195%	150
110	65595	Lincoln Benefit Life Co	10,466,111	0.058987%	76
111	65927	Lincoln Heritage Life Ins Co	141,698	0.000799%	164
112	62057	Lincoln Life & Ann Co of NY	857,060	0.004830%	130
113	65676	Lincoln Natl Life Ins Co	377,591,479	2.128098%	9
114	65722	Loyal Amer Life Ins Co	35,211,758	0.198453%	49
115	73504	Lumico Life Ins Co	109,199	0.000615%	168
116	65781	Madison Natl Life Ins Co Inc	3,333,226	0.018786%	96
117	65870	Manhattan Life Ins Co	188,961	0.001065%	161
118	61883	ManhattanLife Ins & Ann Co	14,778,187	0.083290%	67
119	65935	Massachusetts Mut Life Ins Co	64,316,649	0.362487%	36
120	63312	MassMutual Ascend Life Ins Co	14,574	0.000082%	198
121	69515	Medamerica Ins Co	5,744,279	0.032375%	87
122	31119	Medico Ins Co	359,932	0.002029%	153
123	65978	Metropolitan Life Ins Co	1,071,401,050	6.038396%	5
124	97136	Metropolitan Tower Life Ins Co	362,400	0.002042%	152
125	66087	Mid West Natl Life Ins Co Of TN	827,272	0.004662%	132
126	66044	Midland Natl Life Ins Co	668	0.000004%	224
127	66168	Minnesota Life Ins Co	37,328,745	0.210384%	47
128	66265	Monarch Life Ins Co	443,842	0.002501%	147
129	66370	Mony Life Ins Co	1,022,395	0.005762%	125
130	88668	Mutual Of Amer Life Ins Co	97,234	0.000548%	171
131	71412	Mutual Of Omaha Ins Co	88,567,880	0.499167%	30
132	93734	Nassau Life & Ann Co	1,834,189	0.010337%	111
133	67814	Nassau Life Ins Co	15,977	0.000090%	193
134	68284	Nassau Life Ins Co of KS	30,598	0.000172%	187
135	61409	National Benefit Life Ins Co	55,541	0.000313%	179
136	66583	National Guardian Life Ins Co	65,285,659	0.367949%	35
137	82538	National Hlth Ins Co	7,461,103	0.042051%	81
138	66680	National Life Ins Co	924,432	0.005210%	127

California Life & Annuity Market Share Report

Exhibit (5D)

Premiums Written During Calendar Year 2022

Line of Business: **ACCIDENT AND HEALTH**

Sorted By Company Name (Alphabetically)

Record Count	Company Code	Company Name	Written Premium	Market Share	Rank
139	87963	National Teachers Assoc Life Ins Co	34,464,300	0.194240%	50
140	66869	Nationwide Life Ins Co	22,677,530	0.127810%	60
141	98205	Natl Foundation Life Ins Co	684,113	0.003856%	138
142	91626	New England Life Ins Co	33,939	0.000191%	186
143	66915	New York Life Ins Co	72,075,640	0.406217%	32
144	66974	North Amer Co Life & Hlth Ins	40	0.000000%	236
145	69000	Northwestern Long Term Care Ins Co	51,191,607	0.288515%	39
146	67091	Northwestern Mut Life Ins Co	103,658,487	0.584217%	26
147	68446	Oceanview Life & Annuity Co	6,127	0.000035%	211
148	89206	Ohio Natl Life Assur Corp	1,051,638	0.005927%	124
149	67172	Ohio Natl Life Ins Co	560,081	0.003157%	145
150	67199	Old Amer Ins Co	17,918	0.000101%	192
151	67261	Old Republic Life Ins Co	775	0.000004%	223
152	13100	Omaha Ins Co	1,351,449	0.007617%	119
153	76112	Oxford Life Ins Co	259,367	0.001462%	158
154	67393	Ozark Natl Life Ins Co	507	0.000003%	226
155	64343	Pacific Guardian Life Ins Co Ltd	16	0.000000%	237
156	67539	Pan Amer Life Ins Co	41,101,863	0.231649%	43
157	67598	Paul Revere Life Ins Co	10,302,447	0.058064%	77
158	67644	Penn Mut Life Ins Co	279,279	0.001574%	156
159	67784	Philadelphia Amer Life Ins Co	2,210,409	0.012458%	106
160	72125	Physicians Life Ins Co	1,315,291	0.007413%	121
161	97152	Plateau Ins Co	41,983	0.000237%	182
162	65919	Primerica Life Ins Co	15,818	0.000089%	194
163	61271	Principal Life Ins Co	315,094,305	1.775866%	12
164	68047	Professional Ins Co	865,253	0.004877%	129
165	88536	Protective Life & Annuity Ins Co	3,014	0.000017%	218
166	68136	Protective Life Ins Co	7,095,612	0.039991%	82
167	67903	Provident Amer Life & Hlth Ins Co	9,345	0.000053%	204
168	68195	Provident Life & Accident Ins Co	95,060,318	0.535758%	29
169	68241	Prudential Ins Co Of Amer	185,594,258	1.046006%	20
170	71390	Puritan Life Ins Co of Amer	50,594	0.000285%	180
171	68357	Reliable Life Ins Co	178	0.000001%	234
172	68381	Reliance Standard Life Ins Co	118,411,072	0.667363%	24
173	67105	Reliastar Life Ins Co	261,880,768	1.475955%	15
174	61360	Reliastar Life Ins Co Of NY	3,362,041	0.018948%	95
175	61700	Renaissance Life & Hlth Ins Co of Am	3,607,357	0.020331%	93
176	68462	Reserve Natl Ins Co	122,124	0.000688%	165
177	93777	Revol One Ins Co	14,912	0.000084%	197
178	93572	RGA Reins Co	11,961,863	0.067417%	73
179	65005	RiverSource Life Ins Co	24,161,404	0.136173%	57
180	60183	S USA Life Ins Co Inc	24,463	0.000138%	188
181	60445	Sagicor Life Ins Co	1,536	0.000009%	221
182	93742	Securian Life Ins Co	17,984,734	0.101362%	65
183	68772	Security Mut Life Ins Co Of NY	9,535	0.000054%	203
184	69485	Security Natl Life Ins Co	846	0.000005%	222

California Life & Annuity Market Share Report

Exhibit (5D)

Premiums Written During Calendar Year 2022

Line of Business: **ACCIDENT AND HEALTH**

Sorted By Company Name (Alphabetically)

Record Count	Company Code	Company Name	Written Premium	Market Share	Rank
185	68802	Sentinel Security Life Ins Co	75,220	0.000424%	172
186	62952	SILAC Ins Co	670,370	0.003778%	140
187	69019	Standard Ins Co	331,191,054	1.866586%	10
188	86355	Standard Life & Accident Ins Co	6,411,823	0.036137%	83
189	69078	Standard Security Life Ins Co Of NY	56,952	0.000321%	178
190	68985	Starmount Life Ins Co	22,545,990	0.127069%	61
191	69116	State Life Ins Co	2,803,747	0.015802%	101
192	89184	Sterling Investors Life Ins Co	46,313	0.000261%	181
193	77399	Sterling Life Ins Co	419,177	0.002362%	148
194	80926	Sun Life & Hlth Ins Co	839,704	0.004733%	131
195	69310	Surety Life Ins Co	5,990	0.000034%	212
196	68608	Symetra Life Ins Co	81,470,676	0.459167%	31
197	71153	Talcott Resolution Life & Ann Ins Co	9,741	0.000055%	202
198	88072	Talcott Resolution Life Ins Co	699,999	0.003945%	137
199	69345	Teachers Ins & Ann Assoc Of Amer	573,619	0.003233%	144
200	76236	The Cincinnati Life Ins Co	15,019	0.000085%	196
201	70435	The Savings Bank Mut Life Ins Co of	70,565	0.000398%	175
202	60142	TIAA Cref Life Ins Co	250,323	0.001411%	159
203	92908	Tier One Ins Co	731,906	0.004125%	135
204	70688	Transamerica Financial Life Ins Co	276,441	0.001558%	157
205	86231	Transamerica Life Ins Co	132,998,531	0.749577%	21
206	61425	Trustmark Ins Co	12,486,391	0.070373%	72
207	62863	Trustmark Life Ins Co	5,379,149	0.030317%	89
208	80314	Unicare Life & Hlth Ins Co	1,526,656	0.008604%	115
209	11121	Unified Life Ins Co	3,871,531	0.021820%	91
210	91529	Unimerica Ins Co	40,176,089	0.226432%	45
211	62596	Union Fidelity Life Ins Co	1,505,466	0.008485%	116
212	69744	Union Labor Life Ins Co	21,996,141	0.123970%	62
213	70408	Union Security Ins Co	3,051,566	0.017199%	100
214	92916	United Amer Ins Co	47,403,802	0.267167%	41
215	63983	United Heritage Life Ins Co	70,903	0.000400%	174
216	69922	United Home Life Ins Co	5,579	0.000031%	214
217	69930	United Ins Co Of Amer	590,445	0.003328%	143
218	69973	United Life Ins Co	1,701	0.000010%	220
219	69868	United Of Omaha Life Ins Co	96,919,991	0.546239%	28
220	42129	United Security Assur Co Of PA	8,741	0.000049%	205
221	70106	United States Life Ins Co in the Cit	1,184,572	0.006676%	122
222	72850	United World Life Ins Co	20,697,269	0.116649%	63
223	79413	UnitedHealthcare Ins Co	2,302,001,695	12.974038%	2
224	67601	Unum Ins Co	14,756,859	0.083169%	69
225	62235	Unum Life Ins Co Of Amer	385,683,201	2.173703%	8
226	80802	US Br Sun Life Assur Co of Canada	259,133,394	1.460471%	16
227	80659	US Business of Canada Life Assur Co	419,003	0.002361%	149
228	69663	USAA Life Ins Co	48,952,336	0.275894%	40
229	80942	Venerable Ins & Ann Co	252	0.000001%	232
230	86509	Voya Retirement Ins & Ann Co	470	0.000003%	227

California Life & Annuity Market Share Report

Exhibit (5D)

Premiums Written During Calendar Year 2022

Line of Business: **ACCIDENT AND HEALTH**

Sorted By Company Name (Alphabetically)

Record Count	Company Code	Company Name	Written Premium	Market Share	Rank
231	70319	Washington Natl Ins Co	24,107,103	0.135867%	58
232	70335	West Coast Life Ins Co	340	0.000002%	230
233	70483	Western & Southern Life Ins Co	682,731	0.003848%	139
234	85189	Western United Life Assur Co	68,959	0.000389%	177
235	62413	Wilcac Life Ins Co	822,245	0.004634%	133
236	60704	Wilton Reassur Life Co of NY	22,037	0.000124%	190
237	90557	Zurich Amer Life Ins Co	13,785,585	0.077695%	70
	Totals:		17,743,140,032	100.000000%	

California Life & Annuity Market Share Report
Premiums Written During Calendar Year 2022
Line of Business: DEPOSIT TYPE CONTRACTS
Sorted By Company Name (Alphabetically)

Record Count	Company Code	Company Name	Written Premium	Market Share	Rank
1	80985	4 Ever Life Ins Co	82,029	0.002297%	72
2	71854	AAA Life Ins Co	490,965	0.013750%	52
3	60054	Aetna Life Ins Co	6,722,386	0.188271%	20
4	92738	American Equity Invest Life Ins Co	357,999	0.010026%	57
5	60488	American Gen Life Ins Co	51,577,406	1.444508%	9
6	60518	American Hlth & Life Ins Co	22,241	0.000623%	74
7	60739	American Natl Ins Co	7,931,081	0.222123%	19
8	60895	American United Life Ins Co	993,314	0.027819%	40
9	61999	Americo Fin Life & Ann Ins Co	166,636	0.004667%	69
10	61301	Ameritas Life Ins Corp	10,333,789	0.289414%	17
11	61689	Athene Ann & Life Co	135,866	0.003805%	70
12	61212	Baltimore Life Ins Co	428,149	0.011991%	55
13	94250	Banner Life Ins Co	750,442	0.021017%	42
14	61395	Beneficial Life Ins Co	21	0.000001%	91
15	67369	Cigna Hlth & Life Ins Co	16,097	0.000451%	77
16	83607	Clear Spring Life & Ann Co	386,182	0.010816%	56
17	62626	CMFG Life Ins Co	655,506	0.018359%	46
18	84824	Commonwealth Ann & Life Ins Co	277,434	0.007770%	59
19	62308	Connecticut Gen Life Ins Co	561,782	0.015734%	49
20	71129	Dearborn Life Ins Co	557,769	0.015621%	50
21	84174	ELCO Mut Life & Ann	184,562	0.005169%	65
22	62928	EMC Natl Life Co	3,484	0.000098%	80
23	93629	Empower Ann Ins Co	288,953,241	8.092601%	3
24	68322	Empower Ann Ins Co of Amer	38,838,758	1.087742%	10
25	62510	Equitrust Life Ins Co	2,251,451	0.063056%	30
26	63177	Farmers New World Life Ins Co	9,748,144	0.273012%	18
27	63274	Fidelity & Guar Life Ins Co	133,313	0.003734%	71
28	91642	Forethought Life Ins Co	3,277,533	0.091793%	24
29	86630	Fortitude Life Ins & Ann Co	977,636	0.027380%	41
30	90247	Fortitude US Reins Co	150	0.000004%	90
31	90212	Great Southern Life Ins Co	20,527	0.000575%	76
32	64211	Guarantee Trust Life Ins Co	2,684	0.000075%	81
33	78778	Guardian Ins & Ann Co Inc	2,202,610	0.061688%	31
34	74780	Integrity Life Ins Co	1,743,559	0.048831%	35
35	65056	Jackson Natl Life Ins Co	205,752	0.005762%	62
36	64017	Jefferson Natl Life Ins Co	1,596,226	0.044705%	36
37	65129	Kansas City Life Ins Co	724,617	0.020294%	43
38	65242	Lafayette Life Ins Co	1,105,350	0.030957%	39
39	68543	Liberty Bankers Life Ins Co	40,000	0.001120%	73
40	65595	Lincoln Benefit Life Co	2,893,150	0.081027%	26
41	65722	Loyal Amer Life Ins Co	1,811	0.000051%	82
42	65935	Massachusetts Mut Life Ins Co	236,923,452	6.635423%	4
43	63312	MassMutual Ascend Life Ins Co	569,755	0.015957%	48
44	86126	Members Life Ins Co	253,171	0.007090%	60
45	65978	Metropolitan Life Ins Co	29,004,786	0.812326%	13

California Life & Annuity Market Share Report
Premiums Written During Calendar Year 2022
Line of Business: DEPOSIT TYPE CONTRACTS
Sorted By Company Name (Alphabetically)

Record Count	Company Code	Company Name	Written Premium	Market Share	Rank
46	66044	Midland Natl Life Ins Co	317,504	0.008892%	58
47	66168	Minnesota Life Ins Co	54,057,002	1.513953%	8
48	61409	National Benefit Life Ins Co	667	0.000019%	86
49	66583	National Guardian Life Ins Co	522,795	0.014642%	51
50	78743	New Era Life Ins Co	660	0.000018%	87
51	69698	New Era Life Ins Co Of Midwest	6,872	0.000192%	79
52	91596	New York Life Ins & Ann Corp	23,342,520	0.653745%	15
53	66974	North Amer Co Life & Hlth Ins	177,397	0.004968%	66
54	67091	Northwestern Mut Life Ins Co	1,747,858	0.048952%	34
55	67172	Ohio Natl Life Ins Co	467,422	0.013091%	53
56	67180	Ohio State Life Ins Co	155	0.000004%	89
57	64343	Pacific Guardian Life Ins Co Ltd	230,320	0.006450%	61
58	67466	Pacific Life Ins Co	78,929,922	2.210560%	6
59	67539	Pan Amer Life Ins Co	1,347	0.000038%	84
60	67644	Penn Mut Life Ins Co	2,515,007	0.070437%	27
61	72125	Physicians Life Ins Co	169,298	0.004741%	68
62	65919	Primerica Life Ins Co	1,507,103	0.042209%	37
63	61271	Principal Life Ins Co	1,001,079,803	28.036853%	2
64	68136	Protective Life Ins Co	2,444,637	0.068466%	28
65	79227	Pruco Life Ins Co	3,253,473	0.091119%	25
66	68241	Prudential Ins Co Of Amer	29,545,684	0.827474%	12
67	71390	Puritan Life Ins Co of Amer	453,328	0.012696%	54
68	67105	Reliastar Life Ins Co	173,797	0.004867%	67
69	65005	RiverSource Life Ins Co	581,071	0.016274%	47
70	60445	Sagicor Life Ins Co	2,434,577	0.068184%	29
71	93742	Securian Life Ins Co	12,651,120	0.354315%	16
72	69485	Security Natl Life Ins Co	10,832	0.000303%	78
73	68802	Sentinel Security Life Ins Co	1,881,259	0.052688%	33
74	69019	Standard Ins Co	196,589	0.005506%	63
75	69108	State Farm Life Ins Co	1,682	0.000047%	83
76	69116	State Life Ins Co	667,847	0.018704%	44
77	68608	Symetra Life Ins Co	5,951,804	0.166690%	21
78	88072	Talcott Resolution Life Ins Co	135,987,640	3.808553%	5
79	69345	Teachers Ins & Ann Assoc Of Amer	23,775,586	0.665874%	14
80	60142	TIAA Cref Life Ins Co	1,376,808,870	38.559750%	1
81	86231	Transamerica Life Ins Co	190,720	0.005341%	64
82	87645	United Fidelity Life Ins Co	844	0.000024%	85
83	63983	United Heritage Life Ins Co	233	0.000007%	88
84	69868	United Of Omaha Life Ins Co	58,910,240	1.649876%	7
85	67601	Unum Ins Co	2,048,149	0.057362%	32
86	62235	Unum Life Ins Co Of Amer	20,885	0.000585%	75
87	69663	USAA Life Ins Co	3,789,479	0.106130%	23
88	70238	Variable Ann Life Ins Co	33,629,252	0.941841%	11
89	86509	Voya Retirement Ins & Ann Co	1,339,080	0.037503%	38
90	92622	Western Southern Life Assur Co	3,996,221	0.111921%	22
91	62413	Wilcac Life Ins Co	664,170	0.018601%	45
	Totals:		3,570,585,537	100.000000%	

California Life & Annuity Market Share Report
Premiums Written During Calendar Year 2022
Line of Business: OTHER CONSIDERATIONS
Sorted By Company Name (Alphabetically)

Record Count	Company Code	Company Name	Written Premium	Market Share	Rank
1	87726	Bighthouse Life Ins Co	27,500	0.000262%	23
2	62626	CMFG Life Ins Co	73,245,387	0.698896%	14
3	93629	Empower Ann Ins Co	1,472,473	0.014050%	19
4	68322	Empower Ann Ins Co of Amer	463,130,301	4.419116%	7
5	62944	Equitable Financial Life Ins Co	41,452,411	0.395532%	15
6	78778	Guardian Ins & Ann Co Inc	160,000	0.001527%	22
7	65838	John Hancock Life Ins Co USA	2,199,456,666	20.986869%	2
8	65935	Massachusetts Mut Life Ins Co	1,008,035,117	9.618512%	4
9	65978	Metropolitan Life Ins Co	196,426,965	1.874275%	10
10	97136	Metropolitan Tower Life Ins Co	29,108,971	0.277753%	16
11	66168	Minnesota Life Ins Co	222,089,231	2.119140%	9
12	88668	Mutual Of Amer Life Ins Co	176,134,292	1.680646%	11
13	66915	New York Life Ins Co	469,274,888	4.477747%	6
14	67172	Ohio Natl Life Ins Co	2,967,849	0.028319%	17
15	61271	Principal Life Ins Co	563,733	0.005379%	20
16	68241	Prudential Ins Co Of Amer	3,418,835,966	32.621994%	1
17	69019	Standard Ins Co	408,852,399	3.901205%	8
18	71153	Talcott Resolution Life & Ann Ins Co	2,586,739	0.024682%	18
19	88072	Talcott Resolution Life Ins Co	86,080,800	0.821369%	13
20	70688	Transamerica Financial Life Ins Co	1,015,537,939	9.690103%	3
21	86231	Transamerica Life Ins Co	504,407,682	4.812979%	5
22	69868	United Of Omaha Life Ins Co	185,504	0.001770%	21
23	86509	Voya Retirement Ins & Ann Co	160,123,600	1.527874%	12
	Totals:		10,480,156,413	100.000000%	