

**CALIFORNIA LIFE & ANNUITY
INSURANCE INDUSTRY**



2019

MARKET SHARE REPORT

**RATE SPECIALIST BUREAU
CALIFORNIA DEPARTMENT OF INSURANCE**

JUNE 2020

California Life and Annuity Market Share Report for Calendar Year 2019

Preface

We are releasing the "California Life and Annuity Market Share Report for Calendar Year 2019", in addition to our regular Property & Casualty Market Share Report. This report is based on data from the NAIC's Life and Accident and Health Annual Statement database, and in part, the Health Insurance Statement database.

While we were preparing the 2009 results, we noticed that the Total California Life & Annuity Premiums substantially decreased from \$68 billion to \$59 billion. The reduction was primarily due to Anthem Blue Cross Life and Health Insurance Company's data reporting. In 2009, the company started reporting its data using NAIC's Health Insurance Statement (Orange) form, which primarily focused on health insurance business. In the years before 2009, the company had been reporting data using the Life and Accident and Health Statement (Blue), which focused on life insurance business.

In the first quarter of 2009, Anthem Blue Cross Life and Health Insurance Company passed the health test set forth in the general interrogatories for several consecutive years. Moreover, since it is only licensed to transact business within the state of California, the Company determined with the California Department of Insurance that the Health Insurance Statement was the most appropriate statement to file.

For consistency in comparing historical market share data, we made the adjustment to include Anthem Blue Cross' data in the 2009 through 2019 reports.

The report consists of a historical summary page which compares California Life Insurance Business to Countrywide, along with the following exhibits:

Historical Summary Data from 1991 thru 2019, with 3 graphs:

Exhibit (1A): All 5 lines of business as displayed in the Life and Accident & Health Annual Statement:

- * Life Insurance.
- * Annuity Considerations.
- * Accident and Health.
- * Deposit Type Contract Funds.
- * Other Considerations.

Exhibits (1B), (1C), (1D), (1E) and (1F): Shows each of the above, alone.

Premium Distribution of the above 5 lines of business, for Calendar Year 2019, in Pie Chart form:

Exhibit (2A): California data.

Exhibit (2B): Countrywide data.

Listing of Insurance Group data, for all 5 lines of business:

Exhibit (3A): Sorted by Group Market Share.

Exhibit (3B): Sorted by Group Name (Alphabetical)

Listing of data for individual companies, **sorted by Market Share:**

Exhibit (4A): 5 lines of business.

Exhibits (4B), (4C), (4D), (4E) and (4F): Each line of business, alone.

Listing of data for individual companies, **sorted by Company Name:**

Exhibit (5A): All 5 lines of business as displayed above.

Exhibits (5B), (5C), (5D), (5E) and (5F): Each line of business, alone.

We hope that this report will be useful to you. If you have any questions or comments, please feel free to contact us.

George Yen
Chief, Rate Specialist Bureau
June 1, 2020

1991 - 2019 Comparison of California Life Insurance Business to Countrywide

All numbers are in millions ('000,000), except the Company Counts.

Active Companies Only

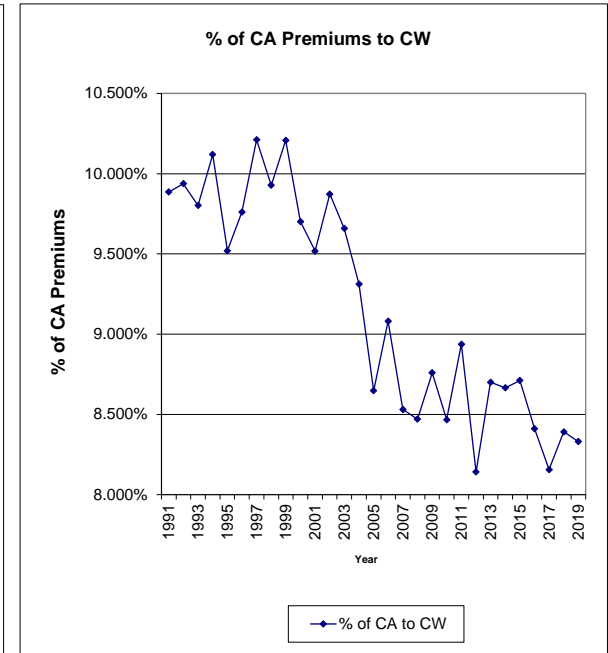
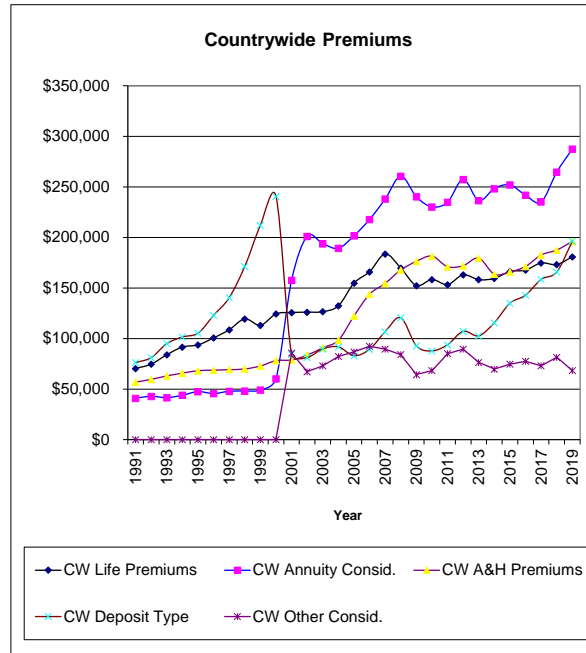
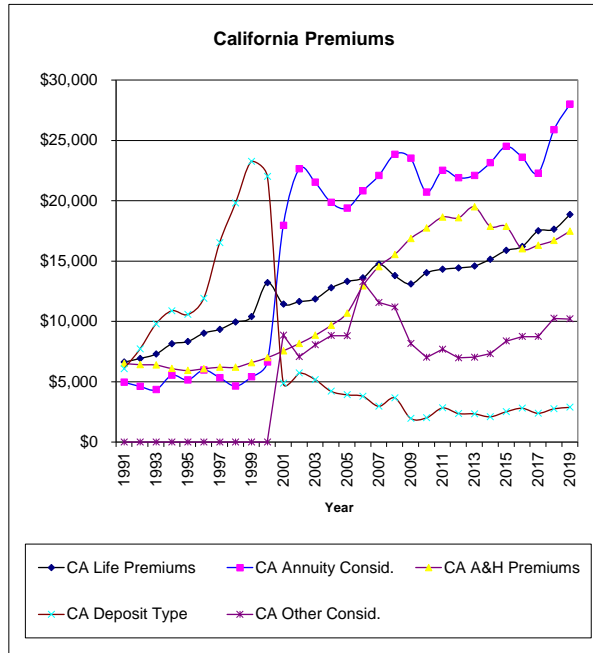
(1)	(2)	(3)	(4)	(5)	(6)	(7)	(8)	(9)	(10)	(11)	(12)	(13)	(14)	(15)
Calendar Year	Co. Count	California Life Insurance Premiums	California Annuity Consid.	California A&H Premiums	California Deposit Type Contract	California Other Consid.	Total California Premiums Sum(3)...(7)	CWC Life Insurance Premiums	CW Annuity Consid.	CW A&H Premiums	CW Deposit Type Contract	CW Other Consid.	Total CW Premiums Sum(9)...(13)	% of CA Prem. To Countrywide (8)/(14)
1991	603	\$6,619	\$4,958	\$6,516	\$6,076	\$0	\$24,169	\$70,383	\$41,012	\$56,878	\$76,195	\$0	\$244,468	9.886%
1992	596	\$6,927	\$4,609	\$6,411	\$7,710	\$0	\$25,657	\$74,657	\$42,880	\$59,546	\$81,092	\$0	\$258,175	9.938%
1993	587	\$7,283	\$4,334	\$6,380	\$9,782	\$0	\$27,779	\$83,940	\$41,501	\$63,040	\$94,929	\$0	\$283,410	9.802%
1994	587	\$8,135	\$5,535	\$6,088	\$10,877	\$0	\$30,635	\$91,597	\$43,883	\$65,726	\$101,528	\$0	\$302,734	10.119%
1995	595	\$8,323	\$5,143	\$5,924	\$10,563	\$0	\$29,953	\$93,671	\$47,517	\$68,178	\$105,266	\$0	\$314,632	9.520%
1996	597	\$9,024	\$5,966	\$6,069	\$11,898	\$0	\$32,957	\$100,595	\$45,521	\$68,681	\$122,874	\$0	\$337,671	9.760%
1997	589	\$9,337	\$5,337	\$6,196	\$16,511	\$0	\$37,381	\$108,635	\$47,852	\$69,208	\$140,398	\$0	\$366,093	10.211%
1998	578	\$9,947	\$4,636	\$6,191	\$19,799	\$0	\$40,573	\$119,407	\$48,104	\$69,850	\$171,307	\$0	\$408,668	9.928%
1999	557	\$10,386	\$5,396	\$6,584	\$23,261	\$0	\$45,627	\$113,116	\$49,086	\$72,790	\$211,976	\$0	\$446,968	10.208%
2000	479	\$13,207	\$6,617	\$6,987	\$22,014	\$0	\$48,825	\$124,298	\$60,252	\$78,123	\$240,609	\$0	\$503,282	9.701%
2001	458	\$11,436	\$17,952	\$7,556	\$4,861	\$8,853	\$50,658	\$125,719	\$157,676	\$78,757	\$84,393	\$85,674	\$532,219	9.518%
2002	437	\$11,629	\$22,630	\$8,163	\$5,714	\$7,067	\$55,203	\$126,047	\$201,101	\$83,530	\$81,258	\$67,174	\$559,110	9.873%
2003	430	\$11,854	\$21,526	\$8,842	\$5,178	\$8,044	\$55,444	\$126,532	\$193,810	\$90,908	\$89,727	\$73,039	\$574,016	9.659%
2004	410	\$12,765	\$19,846	\$9,667	\$4,206	\$8,812	\$55,296	\$132,320	\$189,252	\$98,204	\$91,716	\$82,290	\$593,782	9.313%
2005	408	\$13,303	\$19,378	\$10,678	\$3,912	\$8,807	\$56,078	\$154,813	\$201,569	\$122,283	\$83,003	\$86,819	\$648,487	8.648%
2006	401	\$13,589	\$20,812	\$12,939	\$3,791	\$13,286	\$64,417	\$166,000	\$217,821	\$143,812	\$89,345	\$92,331	\$709,309	9.082%
2007	382	\$14,744	\$22,078	\$14,540	\$2,963	\$11,563	\$65,888	\$183,635	\$237,905	\$154,557	\$106,723	\$89,544	\$772,364	8.531%
2008	375	\$13,774	\$23,839	\$15,536	\$3,657	\$11,187	\$67,993	\$169,785	\$260,563	\$167,743	\$120,506	\$84,172	\$802,769	8.470%
2009	362	\$13,091	\$23,510	\$16,865	\$1,962	\$8,170	\$63,598	\$152,358	\$240,186	\$176,308	\$92,786	\$64,389	\$726,027	8.760%
2010	363	\$14,024	\$20,709	\$17,732	\$2,009	\$7,011	\$61,485	\$158,365	\$230,230	\$181,497	\$87,745	\$68,288	\$726,125	8.468%
2011	364	\$14,318	\$22,502	\$18,639	\$2,822	\$7,691	\$65,972	\$153,320	\$234,822	\$170,985	\$93,838	\$85,132	\$738,097	8.938%
2012	350	\$14,428	\$21,897	\$18,576	\$2,364	\$6,973	\$64,238	\$162,969	\$257,429	\$172,026	\$107,114	\$89,536	\$789,074	8.141%
2013	354	\$14,585	\$22,098	\$19,489	\$2,334	\$7,023	\$65,529	\$158,208	\$236,396	\$179,500	\$102,654	\$76,383	\$753,141	8.701%
2014	348	\$15,150	\$23,136	\$17,867	\$2,093	\$7,324	\$65,570	\$159,428	\$248,306	\$163,572	\$115,631	\$69,772	\$756,709	8.665%
2015	342	\$15,882	\$24,492	\$17,865	\$2,510	\$8,374	\$69,123	\$166,262	\$251,876	\$165,792	\$134,907	\$74,640	\$793,477	8.711%
2016	338	\$16,196	\$23,608	\$16,004	\$2,800	\$8,744	\$67,352	\$167,652	\$241,687	\$171,262	\$142,819	\$77,429	\$800,849	8.410%
2017	341	\$17,492	\$22,281	\$16,306	\$2,384	\$8,738	\$67,201	\$174,726	\$235,088	\$182,585	\$158,441	\$73,061	\$823,901	8.156%
2018	333	\$17,625	\$25,867	\$16,710	\$2,753	\$10,248	\$73,203	\$173,135	\$264,518	\$187,520	\$165,742	\$81,465	\$872,380	8.391%
2019	335	\$18,845	\$27,991	\$17,468	\$2,875	\$10,198	\$77,377	\$180,874	\$287,508	\$195,991	\$196,133	\$68,273	\$928,779	8.331%
Totals:		\$363,918	\$478,683	\$344,788	\$199,679	\$168,113	\$1,555,181	\$3,972,447	\$4,855,351	\$3,558,852	\$3,490,655	\$1,489,411	\$17,366,716	8.955%

Data from Schedule T

1991 - 2019 Comparison of California Life Insurance Business to Countrywide

All numbers are in millions ('000,000), except the Company Counts.

Active Companies Only

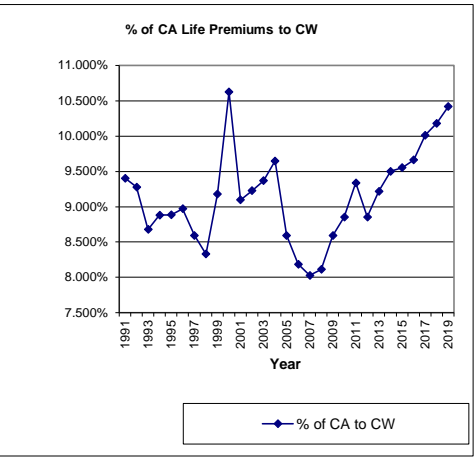
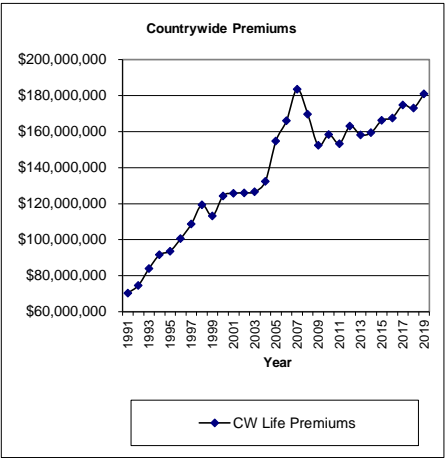
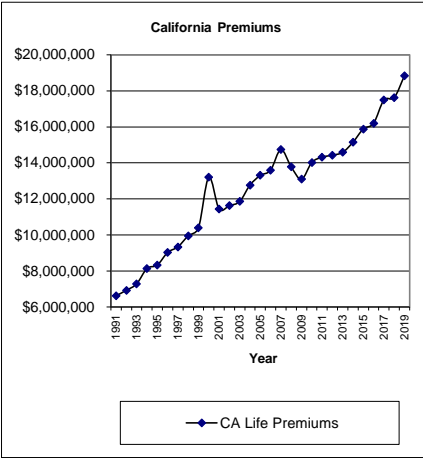


Data from Schedule T

**1991 - 2019 Comparison of California Life Insurance Premium to Countrywide
Line of Business: Life Insurance
Active Companies Only**

All numbers are in thousands ('000), except the Company Count.

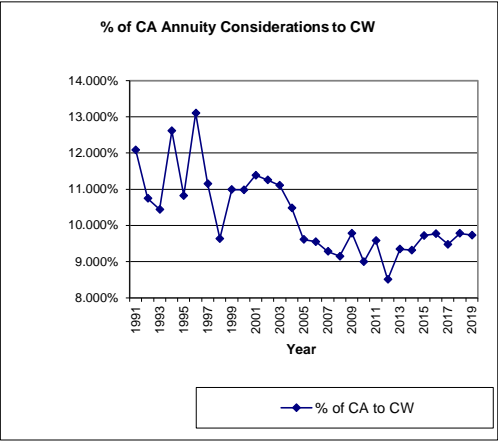
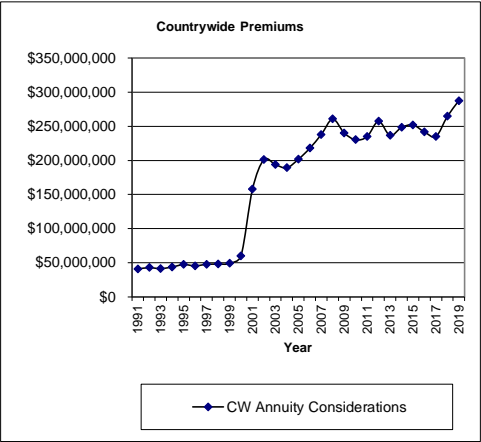
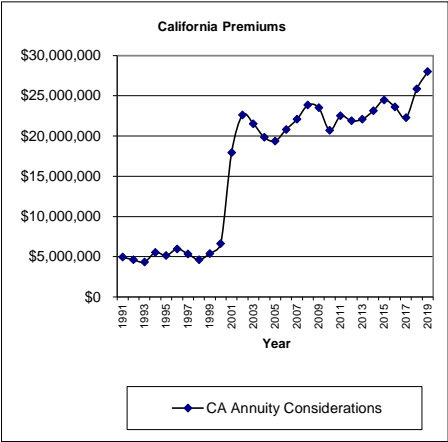
(1) Calendar Year	(2) Company Count	(3) California Life Insurance Premiums, Only	(4) Total California Premiums: Life, Annuity, A&H, Deposit and Other	(5) Percentage of Life Insurance To All Premiums '(3) / (4)	(6) Countrywide Life Insurance Premiums, Only	(7) Total Countrywide Premiums: Life, Annuity, A&H, Deposit and Other	(8) Percentage of Life Insurance To All Premiums '(6) / (7)	(9) % of CA Life Premiums To Countrywide '(3) / (6)
1991	n/a	\$6,619,223	\$24,168,801	27.387%	\$70,382,551	\$244,467,621	28.790%	9.405%
1992	n/a	\$6,926,751	\$25,655,760	26.999%	\$74,657,242	\$258,175,773	28.917%	9.278%
1993	n/a	\$7,283,207	\$27,779,568	26.218%	\$83,939,706	\$283,410,074	29.618%	8.677%
1994	n/a	\$8,135,354	\$30,634,921	26.556%	\$91,597,417	\$302,734,231	30.257%	8.882%
1995	n/a	\$8,322,925	\$29,953,248	27.786%	\$93,670,905	\$314,631,397	29.772%	8.885%
1996	n/a	\$9,023,777	\$32,956,278	27.381%	\$100,594,587	\$337,669,981	29.791%	8.970%
1997	n/a	\$9,337,245	\$37,380,563	24.979%	\$108,634,624	\$366,092,994	29.674%	8.595%
1998	n/a	\$9,946,636	\$40,572,419	24.516%	\$119,407,013	\$408,667,853	29.219%	8.330%
1999	n/a	\$10,385,858	\$45,626,162	22.763%	\$113,116,285	\$446,967,910	25.307%	9.182%
2000	434	\$13,206,515	\$48,825,172	27.049%	\$124,297,814	\$503,282,189	24.697%	10.625%
2001	422	\$11,435,746	\$50,658,217	22.574%	\$125,719,235	\$532,219,216	23.622%	9.096%
2002	406	\$11,628,929	\$55,203,426	21.066%	\$126,047,426	\$559,111,230	22.544%	9.226%
2003	394	\$11,853,886	\$55,443,042	21.380%	\$126,531,945	\$574,016,943	22.043%	9.368%
2004	384	\$12,766,591	\$55,296,765	23.087%	\$132,319,628	\$593,781,994	22.284%	9.648%
2005	381	\$13,304,584	\$56,077,766	23.725%	\$154,812,615	\$648,486,716	23.873%	8.594%
2006	377	\$13,589,913	\$64,416,886	21.097%	\$165,999,593	\$709,308,675	23.403%	8.187%
2007	357	\$14,743,664	\$65,887,288	22.377%	\$183,634,524	\$772,364,076	23.776%	8.029%
2008	353	\$13,774,328	\$67,994,244	20.258%	\$169,785,214	\$802,769,706	21.150%	8.113%
2009	337	\$13,090,926	\$63,596,960	20.584%	\$152,357,764	\$726,027,748	20.985%	8.592%
2010	341	\$14,023,703	\$61,483,904	22.809%	\$158,365,196	\$726,126,297	21.810%	8.855%
2011	340	\$14,317,724	\$65,972,240	21.703%	\$153,319,685	\$738,096,923	20.772%	9.338%
2012	324	\$14,428,548	\$64,239,063	22.461%	\$162,969,085	\$789,073,598	20.653%	8.854%
2013	328	\$14,585,306	\$65,528,366	22.258%	\$158,208,416	\$753,141,548	21.006%	9.219%
2014	320	\$15,149,988	\$65,569,292	23.105%	\$159,427,511	\$756,708,546	21.069%	9.503%
2015	317	\$15,882,279	\$69,122,878	22.977%	\$166,262,492	\$793,477,884	20.954%	9.553%
2016	315	\$16,196,461	\$67,352,238	24.047%	\$167,651,744	\$800,848,650	20.934%	9.661%
2017	318	\$17,492,337	\$67,201,989	26.029%	\$174,726,470	\$823,901,347	21.207%	10.011%
2018	310	\$17,625,145	\$73,203,319	24.077%	\$173,134,590	\$872,379,495	19.846%	10.180%
2019	313	\$18,844,929	\$77,377,668	24.354%	\$180,874,460	\$928,779,952	19.474%	10.419%
Totals:		\$363,922,478	\$1,555,178,443	23.401%	\$3,972,445,737	\$17,366,720,567	22.874%	9.161%



**1991 - 2019 Comparison of California Life Insurance Premium to Countrywide
Line of Business: Annuity Considerations
Active Companies Only**

All numbers are in thousands ('000), except the Company Count.

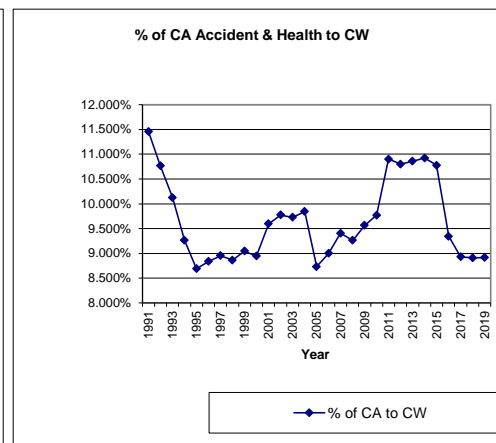
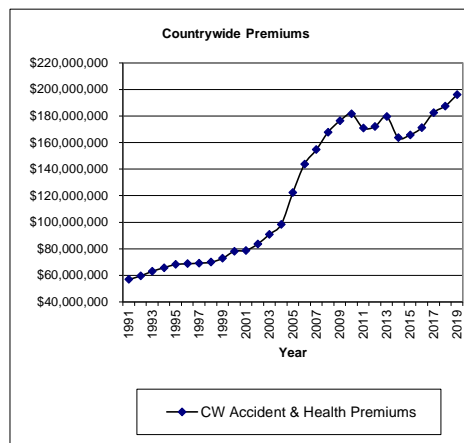
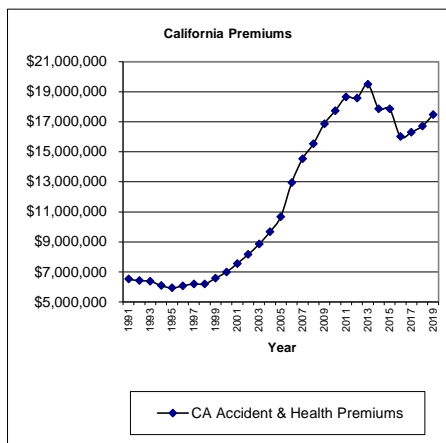
(1) Calendar Year	(2) Company Count	(3) California Annuity Considerations Premiums, Only	(4) Total California Premiums: Life, Annuity, A&H, Deposit and Other	(5) Percentage of Annuity Consid. To All Premiums '(3) / (4)	(6) Countrywide Annuity Considerations Premiums, Only	(7) Total Countrywide Premiums: Life, Annuity, A&H, Deposit and Other	(8) Percentage of Annuity Consid. To All Premiums '(6) / (7)	(9) % of CA Ann. Consid. To Countrywide '(3) / (6)
1991	n/a	\$4,957,723	\$24,168,801	20.513%	\$41,012,326	\$244,467,621	16.776%	12.088%
1992	n/a	\$4,608,859	\$25,655,760	17.964%	\$42,880,177	\$258,175,773	16.609%	10.748%
1993	n/a	\$4,333,663	\$27,779,568	15.600%	\$41,501,477	\$283,410,074	14.644%	10.442%
1994	n/a	\$5,535,159	\$30,634,921	18.068%	\$43,882,669	\$302,734,231	14.495%	12.614%
1995	n/a	\$5,142,969	\$29,953,248	17.170%	\$47,516,874	\$314,631,397	15.102%	10.823%
1996	n/a	\$5,965,864	\$32,956,278	18.102%	\$45,520,605	\$337,669,981	13.481%	13.106%
1997	n/a	\$5,336,783	\$37,380,563	14.277%	\$47,852,391	\$366,092,994	13.071%	11.153%
1998	n/a	\$4,635,838	\$40,572,419	11.426%	\$48,103,667	\$408,667,853	11.771%	9.637%
1999	n/a	\$5,395,608	\$45,626,162	11.826%	\$49,085,622	\$446,967,910	10.982%	10.992%
2000	288	\$6,617,214	\$48,825,172	13.553%	\$60,251,974	\$503,282,189	11.972%	10.983%
2001	305	\$17,951,906	\$50,658,217	35.437%	\$157,675,508	\$532,219,216	29.626%	11.385%
2002	296	\$22,630,021	\$55,203,426	40.994%	\$201,101,331	\$559,111,230	35.968%	11.253%
2003	291	\$21,525,595	\$55,443,042	38.825%	\$193,810,008	\$574,016,943	33.764%	11.107%
2004	279	\$19,845,896	\$55,296,765	35.890%	\$189,252,278	\$593,781,994	31.872%	10.486%
2005	275	\$19,377,847	\$56,077,766	34.555%	\$201,568,860	\$648,486,716	31.083%	9.614%
2006	267	\$20,812,196	\$64,416,886	32.309%	\$217,821,118	\$709,308,675	30.709%	9.555%
2007	254	\$22,077,944	\$65,887,288	33.509%	\$237,905,308	\$772,364,076	30.802%	9.280%
2008	245	\$23,839,292	\$67,994,244	35.061%	\$260,562,969	\$802,769,706	32.458%	9.149%
2009	238	\$23,509,505	\$63,596,960	36.966%	\$240,186,467	\$726,027,748	33.082%	9.788%
2010	235	\$20,708,515	\$61,483,904	33.681%	\$230,230,378	\$726,126,297	31.707%	8.995%
2011	233	\$22,502,016	\$65,972,240	34.108%	\$234,822,010	\$738,096,923	31.815%	9.583%
2012	219	\$21,897,295	\$64,239,063	34.087%	\$257,429,382	\$789,073,598	32.624%	8.506%
2013	227	\$22,097,634	\$65,528,366	33.722%	\$236,396,095	\$753,141,548	31.388%	9.348%
2014	216	\$23,135,820	\$65,569,292	35.285%	\$248,306,431	\$756,708,546	32.814%	9.317%
2015	216	\$24,492,509	\$69,122,878	35.433%	\$251,875,995	\$793,477,884	31.743%	9.724%
2016	210	\$23,608,210	\$67,352,238	35.052%	\$241,687,134	\$800,848,650	30.179%	9.768%
2017	217	\$22,281,213	\$67,201,989	33.156%	\$235,087,602	\$823,901,347	28.533%	9.478%
2018	209	\$25,867,597	\$73,203,319	35.337%	\$264,517,735	\$872,379,495	30.321%	9.779%
2019	207	\$27,990,967	\$77,377,668	36.174%	\$287,508,045	\$928,779,952	30.955%	9.736%
Totals:		\$478,681,658	\$1,555,178,443	30.780%	\$4,855,352,436	\$17,366,720,567	27.958%	9.859%



**1991 - 2019 Comparison of California Life Insurance Premium to Countrywide
Line of Business: Accident and Health Premiums
Active Companies Only**

All numbers are in thousands ('000), except the Company Count.

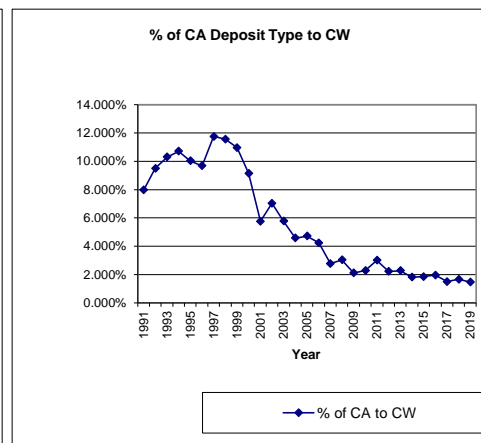
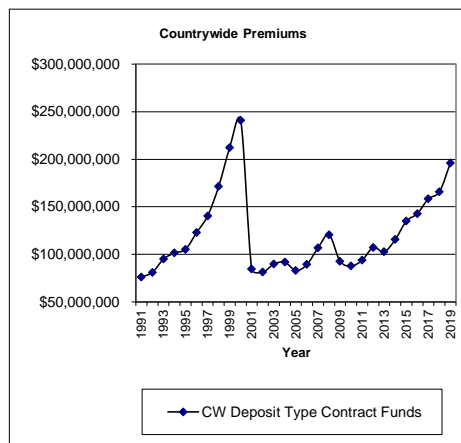
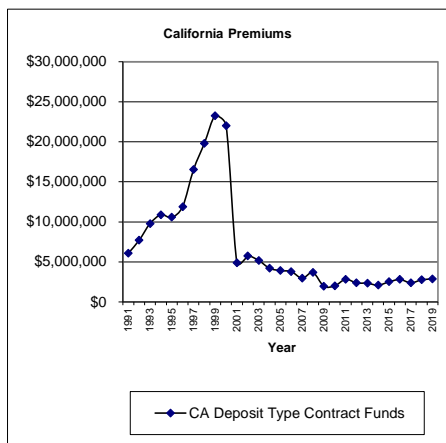
(1) Calendar Year	(2) Company Count	(3) California Accident & Health Premiums Only	(4) Total California Premiums: Life, Annuity, A&H, Deposit and Other	(5) Percentage of Acc. & Health To All Premiums '(3) / (4)	(6) Countrywide Accident & Health Premiums Only	(7) Total Countrywide Premiums: Life, Annuity, A&H, Deposit and Other	(8) Percentage of Acc. & Health To All Premiums '(6) / (7)	(9) % of CA Acc. & Health To Countrywide '(3) / (6)
1991	n/a	\$6,515,856	\$24,168,801	26.960%	\$56,878,030	\$244,467,621	23.266%	11.456%
1992	n/a	\$6,410,571	\$25,655,760	24.987%	\$59,545,885	\$258,175,773	23.064%	10.766%
1993	n/a	\$6,380,329	\$27,779,568	22.968%	\$63,039,760	\$283,410,074	22.243%	10.121%
1994	n/a	\$6,087,823	\$30,634,921	19.872%	\$65,725,692	\$302,734,231	21.711%	9.262%
1995	n/a	\$5,923,991	\$29,953,248	19.777%	\$68,178,079	\$314,631,397	21.669%	8.689%
1996	n/a	\$6,068,849	\$32,956,278	18.415%	\$68,681,035	\$337,669,981	20.340%	8.836%
1997	n/a	\$6,195,695	\$37,380,563	16.575%	\$69,207,550	\$366,092,994	18.904%	8.952%
1998	n/a	\$6,190,887	\$40,572,419	15.259%	\$69,849,782	\$408,667,853	17.092%	8.863%
1999	n/a	\$6,583,954	\$45,626,162	14.430%	\$72,790,497	\$446,967,910	16.285%	9.045%
2000	345	\$6,987,102	\$48,825,172	14.310%	\$78,122,950	\$503,282,189	15.523%	8.944%
2001	339	\$7,556,145	\$50,658,217	14.916%	\$78,756,982	\$532,219,216	14.798%	9.594%
2002	324	\$8,162,937	\$55,203,426	14.787%	\$83,530,195	\$559,111,230	14.940%	9.772%
2003	314	\$8,841,707	\$55,443,042	15.947%	\$90,908,487	\$574,016,943	15.837%	9.726%
2004	303	\$9,666,656	\$55,296,765	17.481%	\$98,204,190	\$593,781,994	16.539%	9.843%
2005	298	\$10,678,448	\$56,077,766	19.042%	\$122,282,599	\$648,486,716	18.857%	8.733%
2006	295	\$12,939,297	\$64,416,886	20.087%	\$143,811,862	\$709,308,675	20.275%	8.997%
2007	282	\$14,539,691	\$65,887,288	22.068%	\$154,557,024	\$772,364,076	20.011%	9.407%
2008	270	\$15,537,044	\$67,994,244	22.851%	\$167,743,412	\$802,769,706	20.896%	9.262%
2009	267	\$16,865,005	\$63,596,960	26.519%	\$176,308,026	\$726,027,748	24.284%	9.566%
2010	273	\$17,732,247	\$61,483,904	28.840%	\$181,496,924	\$726,126,297	24.995%	9.770%
2011	269	\$18,639,442	\$65,972,240	28.253%	\$170,985,468	\$738,096,923	23.166%	10.901%
2012	261	\$18,576,433	\$64,239,063	28.918%	\$172,025,643	\$789,073,598	21.801%	10.799%
2013	262	\$19,488,731	\$65,528,366	29.741%	\$179,500,146	\$753,141,548	23.834%	10.857%
2014	256	\$17,866,978	\$65,569,292	27.249%	\$163,572,102	\$756,708,546	21.616%	10.923%
2015	246	\$17,864,755	\$69,122,878	25.845%	\$165,792,283	\$793,477,884	20.894%	10.775%
2016	248	\$16,004,009	\$67,352,238	23.762%	\$171,262,020	\$800,848,650	21.385%	9.345%
2017	247	\$16,306,166	\$67,201,989	24.264%	\$182,584,586	\$823,901,347	22.161%	8.931%
2018	246	\$16,710,273	\$73,203,319	22.827%	\$187,520,161	\$872,379,495	21.495%	8.911%
2019	249	\$17,468,449	\$77,377,668	22.576%	\$195,990,894	\$928,779,952	21.102%	8.913%
Totals:		\$344,789,470	\$1,555,178,443	22.170%	\$3,558,852,264	\$17,366,720,567	20.492%	9.688%



**1991 - 2019 Comparison of California Life Insurance Premium to Countrywide
Line of Business: Deposit Type Contracts
Active Companies Only**

All numbers are in thousands ('000), except the Company Count.

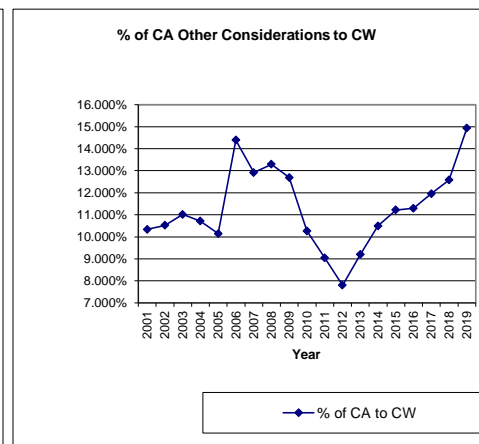
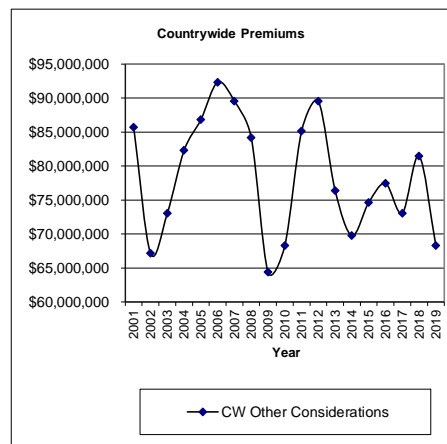
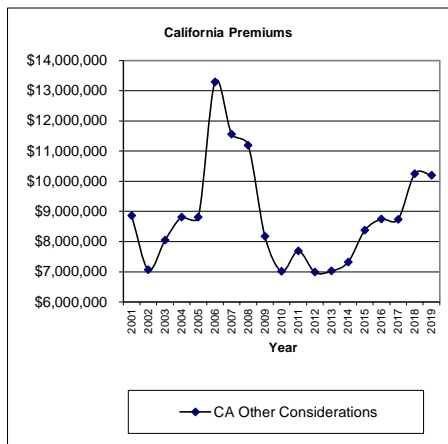
(1) Calendar Year	(2) Company Count	(3) California Deposit Type Contracts Only	(4) Total California Premiums: Life, Annuity, A&H, Deposit and Other	(5) Percentage of Deposit Type To All Premiums '(3) / (4)	(6) Countrywide Deposit Type Contracts Only	(7) Total Countrywide Premiums: Life, Annuity, A&H, Deposit and Other	(8) Percentage of Deposit Type To All Premiums '(6) / (7)	(9) % of CA Deposit Type To Countrywide '(3) / (6)
1991	n/a	\$6,075,999	\$24,168,801	25.140%	\$76,194,714	\$244,467,621	31.168%	7.974%
1992	n/a	\$7,709,579	\$25,655,760	30.050%	\$81,092,469	\$258,175,773	31.410%	9.507%
1993	n/a	\$9,782,369	\$27,779,568	35.214%	\$94,929,131	\$283,410,074	33.495%	10.305%
1994	n/a	\$10,876,585	\$30,634,921	35.504%	\$101,528,453	\$302,734,231	33.537%	10.713%
1995	n/a	\$10,563,363	\$29,953,248	35.266%	\$105,265,539	\$314,631,397	33.457%	10.035%
1996	n/a	\$11,897,788	\$32,956,278	36.102%	\$122,873,754	\$337,669,981	36.389%	9.683%
1997	n/a	\$16,510,840	\$37,380,563	44.170%	\$140,398,429	\$366,092,994	38.350%	11.760%
1998	n/a	\$19,799,058	\$40,572,419	48.799%	\$171,307,391	\$408,667,853	41.918%	11.558%
1999	n/a	\$23,260,742	\$45,626,162	50.981%	\$211,975,506	\$446,967,910	47.425%	10.973%
2000	168	\$22,014,341	\$48,825,172	45.088%	\$240,609,451	\$503,282,189	47.808%	9.149%
2001	110	\$4,861,340	\$50,658,217	9.596%	\$84,393,009	\$532,219,216	15.857%	5.760%
2002	143	\$5,714,471	\$55,203,426	10.352%	\$81,257,902	\$559,111,230	14.533%	7.033%
2003	141	\$5,178,009	\$55,443,042	9.339%	\$89,727,401	\$574,016,943	15.631%	5.771%
2004	145	\$4,206,560	\$55,296,765	7.607%	\$91,715,717	\$593,781,994	15.446%	4.587%
2005	137	\$3,911,778	\$56,077,766	6.976%	\$83,003,303	\$648,486,716	12.800%	4.713%
2006	129	\$3,790,850	\$64,416,886	5.885%	\$89,345,058	\$709,308,675	12.596%	4.243%
2007	123	\$2,962,989	\$65,887,288	4.497%	\$106,723,462	\$772,364,076	13.818%	2.776%
2008	127	\$3,657,754	\$67,994,244	5.380%	\$120,506,384	\$802,769,706	15.011%	3.035%
2009	120	\$1,961,855	\$63,596,960	3.085%	\$92,786,258	\$726,027,748	12.780%	2.114%
2010	118	\$2,008,798	\$61,483,904	3.267%	\$87,745,495	\$726,126,297	12.084%	2.289%
2011	119	\$2,822,407	\$65,972,240	4.278%	\$93,837,694	\$738,096,923	12.713%	3.008%
2012	116	\$2,373,476	\$64,239,063	3.695%	\$107,115,702	\$789,073,598	13.575%	2.216%
2013	116	\$2,333,683	\$65,528,366	3.561%	\$102,654,117	\$753,141,548	13.630%	2.273%
2014	108	\$2,093,040	\$65,569,292	3.192%	\$115,630,897	\$756,708,546	15.281%	1.810%
2015	106	\$2,509,792	\$69,122,878	3.631%	\$134,906,982	\$793,477,884	17.002%	1.860%
2016	105	\$2,799,525	\$67,352,238	4.157%	\$142,818,551	\$800,848,650	17.833%	1.960%
2017	100	\$2,384,556	\$67,201,989	3.548%	\$158,441,486	\$823,901,347	19.231%	1.505%
2018	100	\$2,753,647	\$73,203,319	3.762%	\$165,742,185	\$872,379,495	18.999%	1.661%
2019	91	\$2,876,143	\$77,377,407	3.717%	\$196,133,253	\$928,779,952	21.117%	1.466%
Totals:		\$199,691,337	\$1,555,178,182	12.840%	\$3,490,659,693	\$17,366,720,567	20.100%	5.721%



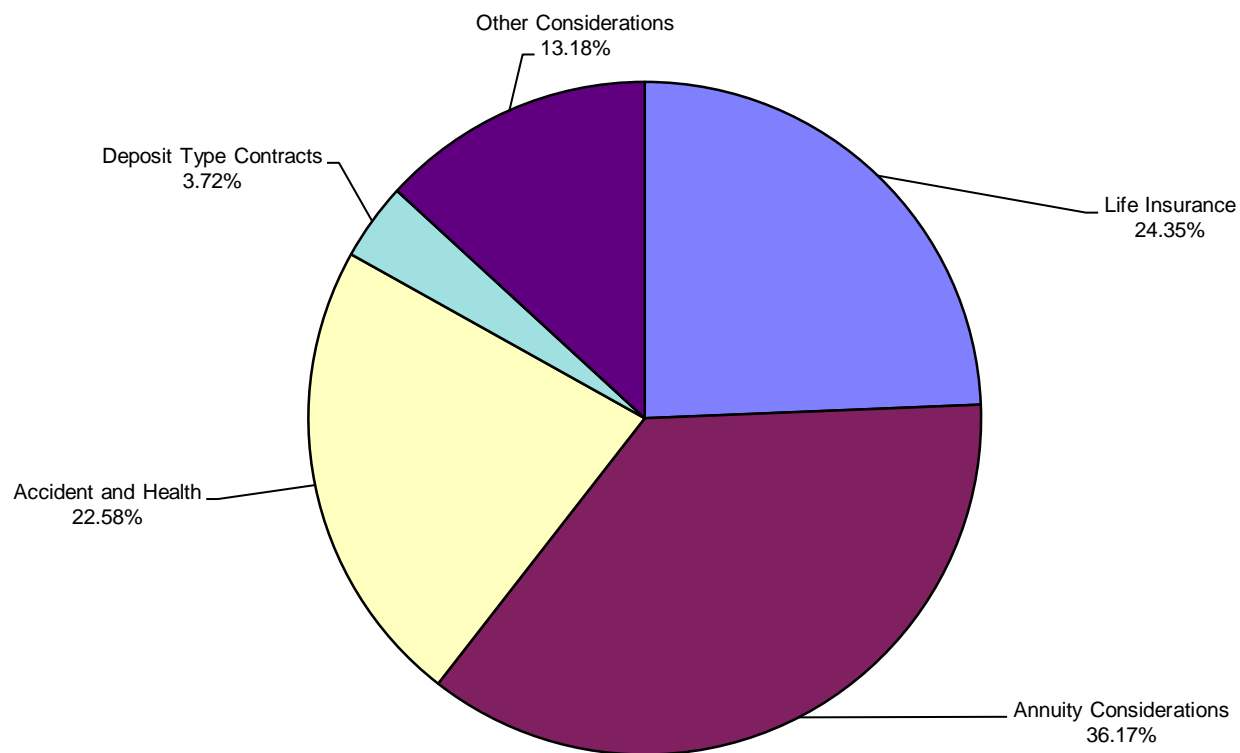
**1991 - 2019 Comparison of California Life Insurance Premium to Countrywide
Line of Business: Other Considerations
Active Companies Only**

All numbers are in thousands ('000), except the Company Count.

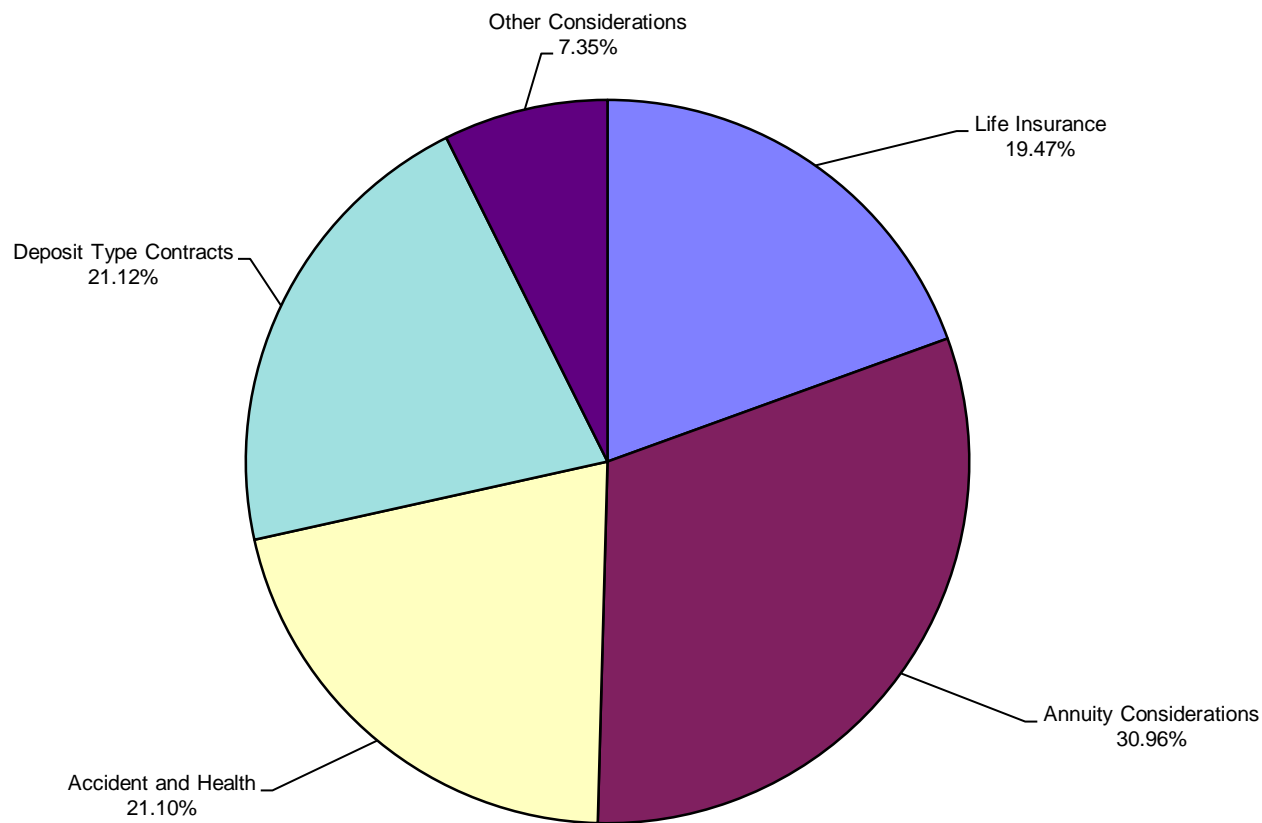
(1) Calendar Year	(2) Company Count	(3) California Other Considerations Only	(4) Total California Premiums: Life, Annuity, A&H, Deposit and Other	(5) Percentage of Other Consid. To All Premiums '(3) / (4)	(6) Countrywide Other Considerations Only	(7) Total Countrywide Premiums: Life, Annuity, A&H, Deposit and Other	(8) Percentage of Other Consid. To All Premiums '(6) / (7)	(9) % of CA Other Consid. To Countrywide '(3) / (6)
1991	n/a	\$0	\$24,168,801	0.000%	\$0	\$244,467,621	0.000%	0.000%
1992	n/a	\$0	\$25,655,760	0.000%	\$0	\$258,175,773	0.000%	0.000%
1993	n/a	\$0	\$27,779,568	0.000%	\$0	\$283,410,074	0.000%	0.000%
1994	n/a	\$0	\$30,634,921	0.000%	\$0	\$302,734,231	0.000%	0.000%
1995	n/a	\$0	\$29,953,248	0.000%	\$0	\$314,631,397	0.000%	0.000%
1996	n/a	\$0	\$32,956,278	0.000%	\$0	\$337,669,981	0.000%	0.000%
1997	n/a	\$0	\$37,380,563	0.000%	\$0	\$366,092,994	0.000%	0.000%
1998	n/a	\$0	\$40,572,419	0.000%	\$0	\$408,667,853	0.000%	0.000%
1999	n/a	\$0	\$45,626,162	0.000%	\$0	\$446,967,910	0.000%	0.000%
2000	n/a	\$0	\$48,825,172	0.000%	\$0	\$503,282,189	0.000%	0.000%
2001	46	\$8,853,081	\$50,658,217	17.476%	\$85,674,482	\$532,219,216	16.098%	10.333%
2002	35	\$7,067,068	\$55,203,426	12.802%	\$67,174,376	\$559,111,230	12.014%	10.520%
2003	36	\$8,043,845	\$55,443,042	14.508%	\$73,039,102	\$574,016,943	12.724%	11.013%
2004	39	\$8,812,264	\$55,296,765	15.936%	\$82,290,181	\$593,781,994	13.859%	10.709%
2005	36	\$8,806,956	\$56,077,766	15.705%	\$86,819,339	\$648,486,716	13.388%	10.144%
2006	38	\$13,286,442	\$64,416,886	20.626%	\$92,331,043	\$709,308,675	13.017%	14.390%
2007	33	\$11,562,999	\$65,887,288	17.550%	\$89,543,759	\$772,364,076	11.593%	12.913%
2008	33	\$11,187,155	\$67,994,244	16.453%	\$84,171,725	\$802,769,706	10.485%	13.291%
2009	32	\$8,169,669	\$63,596,960	12.846%	\$64,389,233	\$726,027,748	8.869%	12.688%
2010	30	\$7,010,642	\$61,483,904	11.402%	\$68,288,304	\$726,126,297	9.404%	10.266%
2011	29	\$7,691,327	\$65,972,240	11.658%	\$85,132,065	\$738,096,923	11.534%	9.035%
2012	29	\$6,982,384	\$64,239,063	10.869%	\$89,535,739	\$789,073,598	11.347%	7.798%
2013	29	\$7,023,134	\$65,528,366	10.718%	\$76,382,773	\$753,141,548	10.142%	9.195%
2014	26	\$7,323,951	\$65,569,292	11.170%	\$69,771,605	\$756,708,546	9.220%	10.497%
2015	27	\$8,373,907	\$69,122,878	12.115%	\$74,640,132	\$793,477,884	9.407%	11.219%
2016	27	\$8,744,066	\$67,352,238	12.983%	\$77,429,201	\$800,848,650	9.668%	11.293%
2017	25	\$8,738,006	\$67,201,989	13.003%	\$73,061,203	\$823,901,347	8.868%	11.960%
2018	27	\$10,248,041	\$73,203,319	13.999%	\$81,464,823	\$872,379,495	9.338%	12.580%
2019	24	\$10,198,188	\$77,377,668	13.180%	\$68,273,300	\$928,779,952	7.351%	14.937%
Totals:		\$168,123,125	\$1,555,178,443	10.811%	\$1,489,412,385	\$17,366,720,567	8.576%	11.288%



2019 California Premium Distribution By Line



2019 Countrywide Premium Distribution By Line



2019 CALIFORNIA LIFE & ANNUITY MARKET SHARE REPORT

Premium Written During The Calendar Year

Sorted by Group Market Share

Source: NAIC Database

Active companies only

Rec #	Group #	Group Name NAIC # Company Name	[1] Life Insurance	[2] Annuity Considerations	[3] Accident and Health	[4] Deposit Type Contracts	[5] Other Considerations	[6] Total Premium Sum of [1] thru [5]	[7] Market Share
1	304	PRUDENTIAL OF AMER GRP							
		68241 Prudential Ins Co Of Amer	371,606,144	587,360,003	144,670,574	34,423,272	3,603,883,377	4,741,943,370	6.1283%
		79227 Pruco Life Ins Co	528,890,716	576,015,197	0	4,734,141	0	1,109,640,054	1.4341%
		93629 Prudential Retirement Ins & Ann Co	0	5,633,119	0	238,135,345	390,706	244,159,170	0.3155%
		86630 Prudential Ann Life Assur Corp	217,721	81,152,059	0	2,245,320	0	83,615,100	0.1081%
			900,714,581	1,250,160,378	144,670,574	279,538,078	3,604,274,083	6,179,357,694	7.9860%
2	468	Aegon US Holding Grp							
		86231 Transamerica Life Ins Co	460,172,226	331,937,220	103,560,048	311,582	898,222,951	1,794,204,027	2.3188%
		70688 Transamerica Financial Life Ins Co	948,837	550,770	869,172	0	1,623,562,085	1,625,930,864	2.1013%
		66281 Transamerica Premier Life Ins Co	593,698,033	84,190,802	48,754,198	14,620	224,220	726,881,873	0.9394%
			1,054,819,096	416,678,792	153,183,418	326,202	2,522,009,256	4,147,016,764	5.3594%
3	707	UNITEDHEALTH GRP							
		79413 UnitedHealthcare Ins Co	8,369,782	0	3,448,222,779	0	0	3,456,592,561	4.4672%
		91529 Unimerica Ins Co	8,328,310	0	65,071,804	0	0	73,400,114	0.0949%
		61832 Chesapeake Life Ins Co	4,805,300	114,243	19,535,140	0	0	24,454,683	0.0316%
		70785 Pacificare Life & Hlth Ins Co	0	0	5,693,613	0	0	5,693,613	0.0074%
		62286 Golden Rule Ins Co	858,772	-51,915	4,073,452	0	0	4,880,309	0.0063%
		66087 Mid West Natl Life Ins Co Of TN	842,576	42,220	1,202,484	0	0	2,087,280	0.0027%
		98205 Natl Foundation Life Ins Co	16,782	0	876,754	0	0	893,536	0.0012%
		97179 UnitedHealthcare Life Ins Co	0	0	257,077	0	0	257,077	0.0003%
		69647 Optum Ins of OH Inc	95,354	462	0	0	0	95,816	0.0001%
			23,316,876	105,010	3,544,933,103	0	0	3,568,354,989	4.6116%

2019 CALIFORNIA LIFE & ANNUITY MARKET SHARE REPORT

Premium Written During The Calendar Year

Sorted by Group Market Share

Source: NAIC Database

Active companies only

Rec #	Group #	Group Name NAIC # Company Name	[1] Life Insurance	[2] Annuity Considerations	[3] Accident and Health	[4] Deposit Type Contracts	[5] Other Considerations	[6] Total Premium Sum of [1] thru [5]	[7] Market Share
4	826	NEW YORK LIFE GRP							
		91596 New York Life Ins & Ann Corp	285,392,717	1,455,751,894	0	33,790,961	0	1,774,935,572	2.2939%
		66915 New York Life Ins Co	1,188,644,989	109,670,628	71,118,629	0	377,598,032	1,747,032,278	2.2578%
		81353 NYLife Ins Co Of AZ	4,737,325	0	0	0	0	4,737,325	0.0061%
			1,478,775,031	1,565,422,522	71,118,629	33,790,961	377,598,032	3,526,705,175	4.5578%
5	435	MASS MUT LIFE INS GRP							
		65935 Massachusetts Mut Life Ins Co	930,521,283	814,638,033	65,389,125	379,744,197	541,868,466	2,732,161,104	3.5309%
		93432 CM Life Ins Co	22,384,273	137,786,337	0	0	0	160,170,610	0.2070%
		70416 MML Bay State Life Ins Co	3,628,191	0	0	0	0	3,628,191	0.0047%
			956,533,747	952,424,370	65,389,125	379,744,197	541,868,466	2,895,959,905	3.7426%
6	241	METROPOLITAN GRP							
		65978 Metropolitan Life Ins Co	877,686,680	242,431,171	874,952,314	17,542,226	163,984,250	2,176,596,641	2.8130%
		97136 Metropolitan Tower Life Ins Co	45,716,895	645,061,428	735,009	0	0	691,513,332	0.8937%
		62634 Delaware Amer Life Ins Co	90,498	0	260,425	0	0	350,923	0.0005%
			923,494,073	887,492,599	875,947,748	17,542,226	163,984,250	2,868,460,896	3.7071%
7	20	LINCOLN NATL GRP							
		65676 Lincoln Natl Life Ins Co	812,501,355	1,546,324,804	96,273,337	0	0	2,455,099,496	3.1729%
		65315 Lincoln Life Assur Co of Boston	116,422,441	821,393	223,776,201	0	0	341,020,035	0.4407%
		67652 First Penn Pacific Life Ins Co	15,921,989	21,563	4,177	0	0	15,947,729	0.0206%
		62057 Lincoln Life & Ann Co of NY	1,589,044	2,531,462	499,994	0	0	4,620,500	0.0060%
			946,434,829	1,549,699,222	320,553,709	0	0	2,816,687,760	3.6402%
8	904	JOHN HANCOCK GRP							
		65838 John Hancock Life Ins Co USA	525,228,012	3,682,304	103,037,053	4,750,000	1,999,126,076	2,635,823,445	3.4064%
		93610 John Hancock Life & Hlth Ins Co	81,166	0	1,433,023	0	0	1,514,189	0.0020%
			525,309,178	3,682,304	104,470,076	4,750,000	1,999,126,076	2,637,337,634	3.4084%

2019 CALIFORNIA LIFE & ANNUITY MARKET SHARE REPORT

Premium Written During The Calendar Year

Sorted by Group Market Share

Source: NAIC Database

Active companies only

Rec #	Group #	Group Name NAIC # Company Name	[1] Life Insurance	[2] Annuity Considerations	[3] Accident and Health	[4] Deposit Type Contracts	[5] Other Considerations	[6] Total Premium Sum of [1] thru [5]	[7] Market Share
9	12	AMERICAN INTL GRP							
		60488 American Gen Life Ins Co	557,766,089	1,626,001,704	6,439,988	50,353,841	-68	2,240,561,554	2.8956%
		70238 Variable Ann Life Ins Co	0	326,983,191	0	49,415,933	0	376,399,124	0.4864%
		70106 United States Life Ins Co in the Cit	2,304,734	5,424,838	3,094,419	0	0	10,823,991	0.0140%
			560,070,823	1,958,409,733	9,534,407	99,769,774	-68	2,627,784,669	3.3961%
10	901	CIGNA HLTH GRP							
		67369 Cigna Hlth & Life Ins Co	28,194	0	1,667,051,045	0	0	1,667,079,239	2.1545%
		65498 Life Ins Co Of N Amer	251,288,542	0	286,152,478	0	0	537,441,020	0.6946%
		65722 Loyal Amer Life Ins Co	117,306	891	39,628,232	1,450	0	39,747,879	0.0514%
		62308 Connecticut Gen Life Ins Co	25,867,091	12,000	8,249,987	352,879	0	34,481,957	0.0446%
		88366 American Retirement Life Ins Co	0	0	643,690	0	0	643,690	0.0008%
		77399 Sterling Life Ins Co	706	0	540,103	0	0	540,809	0.0007%
		67903 Provident Amer Life & Hlth Ins Co	2,118	0	10,668	0	0	12,786	0.0000%
			277,303,957	12,891	2,002,276,203	354,329	0	2,279,947,380	2.9465%
11	140	NATIONWIDE CORP GRP							
		66869 Nationwide Life Ins Co	112,291,519	1,021,304,513	18,770,914	0	0	1,152,366,946	1.4893%
		92657 Nationwide Life & Ann Ins Co	326,001,082	563,835,684	0	0	0	889,836,766	1.1500%
		64017 Jefferson Natl Life Ins Co	1,131,891	125,479,559	11,403	3,013,641	0	129,636,494	0.1675%
			439,424,492	1,710,619,756	18,782,317	3,013,641	0	2,171,840,206	2.8068%
12	332	PRINCIPAL FIN GRP							
		61271 Principal Life Ins Co	139,818,953	357,752,461	266,286,340	1,132,143,790	453,949	1,896,455,493	2.4509%
		71161 Principal Natl Life Ins Co	122,730,021	0	0	0	0	122,730,021	0.1586%
			262,548,974	357,752,461	266,286,340	1,132,143,790	453,949	2,019,185,514	2.6095%

2019 CALIFORNIA LIFE & ANNUITY MARKET SHARE REPORT

Premium Written During The Calendar Year

Sorted by Group Market Share

Source: NAIC Database

Active companies only

Rec #	Group #	Group Name NAIC # Company Name	[1] Life Insurance	[2] Annuity Considerations	[3] Accident and Health	[4] Deposit Type Contracts	[5] Other Considerations	[6] Total Premium Sum of [1] thru [5]	[7] Market Share
13	1	CVS GRP							
		60054 Aetna Life Ins Co	45,999,120	981,343	1,945,651,560	5,497,920	0	1,998,129,943	2.5823%
		68500 Continental Life Ins Co Brentwood	5,232	0	16,896,525	0	0	16,901,757	0.0218%
		90328 First Hlth Life & Hlth Ins Co	2,212	0	2,848,080	0	0	2,850,292	0.0037%
		78700 Aetna Hlth & Life Ins Co	0	0	247,755	0	0	247,755	0.0003%
			46,006,564	981,343	1,965,643,920	5,497,920	0	2,018,129,747	2.6082%
14	4832	Voya Financial Grp							
		86509 Voya Retirement Ins & Ann Co	8,127,214	1,226,820,150	0	1,021,185	148,576,040	1,384,544,589	1.7893%
		67105 Reliastar Life Ins Co	185,070,870	28,491,238	224,789,632	106,101	0	438,457,841	0.5666%
		68713 Security Life Of Denver Ins Co	180,186,896	1,352	0	0	0	180,188,248	0.2329%
		61360 Reliastar Life Ins Co Of NY	2,686,813	5,400	1,843,257	0	0	4,535,470	0.0059%
		66109 Midwestern United Life Ins Co	206,359	100	0	0	0	206,459	0.0003%
			376,278,152	1,255,318,240	226,632,889	1,127,286	148,576,040	2,007,932,607	2.5950%
15	671	Anthem Inc Grp							
		62825 Anthem Blue Cross Life & Hlth Ins Co	59,998,587	0	1,838,047,687	0	0	1,898,046,274	2.4530%
		61069 Anthem Life Ins Co	5,314,532	0	38,679,484	0	0	43,994,016	0.0569%
		80314 Unicare Life & Hlth Ins Co	4,429,012	0	3,027,022	0	0	7,456,034	0.0096%
			69,742,131	0	1,879,754,193	0	0	1,949,496,324	2.5195%
16	918	JACKSON NATL GRP							
		65056 Jackson Natl Life Ins Co	81,249,165	1,860,940,928	3,295,783	1,240,795	0	1,946,726,671	2.5159%
			81,249,165	1,860,940,928	3,295,783	1,240,795	0	1,946,726,671	2.5159%
17	761	ALLIANZ INS GRP							
		90611 Allianz Life Ins Co Of N Amer	230,752,078	1,581,218,906	8,994,490	0	0	1,820,965,474	2.3533%
			230,752,078	1,581,218,906	8,994,490	0	0	1,820,965,474	2.3533%

2019 CALIFORNIA LIFE & ANNUITY MARKET SHARE REPORT

Premium Written During The Calendar Year

Sorted by Group Market Share

Source: NAIC Database

Active companies only

Rec #	Group #	Group Name NAIC # Company Name	[1] Life Insurance	[2] Annuity Considerations	[3] Accident and Health	[4] Deposit Type Contracts	[5] Other Considerations	[6] Total Premium Sum of [1] thru [5]	[7] Market Share
18	709	PACIFIC LIFE GRP							
		67466 Pacific Life Ins Co	693,986,629	1,087,011,646	0	28,891,294	0	1,809,889,569	2.3390%
		97268 Pacific Life & Ann Co	272,054	69,215	0	0	0	341,269	0.0004%
			694,258,683	1,087,080,861	0	28,891,294	0	1,810,230,838	2.3395%
19	4965	Equitable Holdings Inc Grp							
		62944 AXA Equitable Life Ins Co	212,623,718	1,028,641,446	3,655,053	0	32,604,490	1,277,524,707	1.6510%
		78077 Equitable Financial Life Ins Co of A	100,567,270	1,750,703	6,322,040	0	0	108,640,013	0.1404%
		62880 AXA Equitable Life & Ann Co	1,461,617	0	0	0	0	1,461,617	0.0019%
			314,652,605	1,030,392,149	9,977,093	0	32,604,490	1,387,626,337	1.7933%
20	4734	Apollo Global Mgmt Grp							
		61689 Athene Ann & Life Co	10,348,341	1,217,797,145	78,136	99,295	0	1,228,322,917	1.5874%
		60518 American Hlth & Life Ins Co	7,192,616	0	4,446,899	24,339	0	11,663,854	0.0151%
		80942 Voya Ins & Ann Co	1,716,788	8,941,847	171	0	0	10,658,806	0.0138%
		61492 Athene Annuity & Life Assur Co	3,602,018	33,402	882,475	0	0	4,517,895	0.0058%
		68039 Athene Ann & Life Assur Co of NY	444,786	1,804,802	0	0	0	2,249,588	0.0029%
			23,304,549	1,228,577,196	5,407,681	123,634	0	1,257,413,060	1.6250%
21	1216	TIAA FAMILY GRP							
		69345 Teachers Ins & Ann Assoc Of Amer	15,731,964	668,279,013	578,972	30,037,198	0	714,627,147	0.9236%
		60142 TIAA Cref Life Ins Co	38,847,223	22,104,622	211,374	457,809,707	0	518,972,926	0.6707%
			54,579,187	690,383,635	790,346	487,846,905	0	1,233,600,073	1.5943%
22	860	NORTHWESTERN MUT GRP							
		67091 Northwestern Mut Life Ins Co	846,681,933	92,889,618	95,337,711	148,791	28,971	1,035,087,024	1.3377%
		69000 Northwestern Long Term Care Ins Co	0	0	42,617,006	0	0	42,617,006	0.0551%
			846,681,933	92,889,618	137,954,717	148,791	28,971	1,077,704,030	1.3928%

2019 CALIFORNIA LIFE & ANNUITY MARKET SHARE REPORT

Premium Written During The Calendar Year

Sorted by Group Market Share

Source: NAIC Database

Active companies only

Rec #	Group #	Group Name NAIC # Company Name	[1] Life Insurance	[2] Annuity Considerations	[3] Accident and Health	[4] Deposit Type Contracts	[5] Other Considerations	[6] Total Premium Sum of [1] thru [5]	[7] Market Share
23	1295	CENTENE CORP GRP 66141 Health Net Life Ins Co	960,758	0	1,039,870,950	0	0	1,040,831,708	1.3451%
			960,758	0	1,039,870,950	0	0	1,040,831,708	1.3451%
24	431	Sammons Enterprises Grp							
		66044 Midland Natl Life Ins Co	151,556,937	392,281,985	1,876	460,000	0	544,300,798	0.7034%
		66974 North Amer Co Life & Hlth Ins	104,768,933	299,220,443	8	1,448,147	0	405,437,531	0.5240%
		83607 Guggenheim Life & Ann Co	38,079	59,284,620	1,427	1,500,491	0	60,824,617	0.0786%
			256,363,949	750,787,048	3,311	3,408,638	0	1,010,562,946	1.3060%
25	634	National Life GRP							
		65528 Life Ins Co Of The Southwest	480,386,734	474,120,136	569	355,285	0	954,862,724	1.2340%
		66680 National Life Ins Co	32,669,197	88,858	1,512,130	0	0	34,270,185	0.0443%
			513,055,931	474,208,994	1,512,699	355,285	0	989,132,909	1.2783%
26	3891	Global Atlantic Grp							
		91642 Forethought Life Ins Co	35,677,456	710,200,789	2,463,264	4,713,046	0	753,054,555	0.9732%
		62200 Accordia Life & Ann Co	207,567,178	0	0	0	0	207,567,178	0.2683%
		84824 Commonwealth Ann & Life Ins Co	2,724,664	4,927,356	4,621	622,297	0	8,278,938	0.0107%
		69140 First Allmerica Fin Life Ins Co	712,367	8,516	155	0	0	721,038	0.0009%
			246,681,665	715,136,661	2,468,040	5,335,343	0	969,621,709	1.2531%
27	4932	Brighthouse Holdings Grp							
		87726 Brighthouse Life Ins Co	241,274,034	626,273,500	11,170,940	228,923	27,393	878,974,790	1.1360%
		91626 New England Life Ins Co	10,500,368	450,822	31,362	0	0	10,982,552	0.0142%
			251,774,402	626,724,322	11,202,302	228,923	27,393	889,957,342	1.1501%

2019 CALIFORNIA LIFE & ANNUITY MARKET SHARE REPORT

Premium Written During The Calendar Year

Sorted by Group Market Share

Source: NAIC Database

Active companies only

Rec #	Group #	Group Name NAIC # Company Name	[1] Life Insurance	[2] Annuity Considerations	[3] Accident and Health	[4] Deposit Type Contracts	[5] Other Considerations	[6] Total Premium Sum of [1] thru [5]	[7] Market Share
28	429	GUARDIAN LIFE GRP							
		64246 Guardian Life Ins Co Of Amer	274,357,654	770,747	487,283,836	114,189	0	762,526,426	0.9855%
		71714 Berkshire Life Ins Co of Amer	556,404	0	51,743,602	0	0	52,300,006	0.0676%
		78778 Guardian Ins & Ann Co Inc	2,169,356	43,936,808	0	2,857	312,524	46,421,545	0.0600%
		60003 Park Avenue Life Ins Co	217,189	0	0	0	0	217,189	0.0003%
		74004 Family Serv Life Ins Co	682	0	0	0	0	682	0.0000%
			277,301,285	44,707,555	539,027,438	117,046	312,524	861,465,848	1.1133%
29	869	MINNESOTA MUT GRP							
		66168 Minnesota Life Ins Co	304,366,860	111,613,012	34,303,497	72,244,179	174,692,162	697,219,710	0.9011%
		93742 Securian Life Ins Co	109,134,420	5,977,712	9,105,377	4,487,363	0	128,704,872	0.1663%
			413,501,280	117,590,724	43,408,874	76,731,542	174,692,162	825,924,582	1.0674%
30	565	UNUM GRP							
		62235 Unum Life Ins Co Of Amer	133,793,585	5,924	331,358,131	8,531	0	465,166,171	0.6012%
		62049 Colonial Life & Accident Ins Co	36,173,989	28,250	137,404,660	0	0	173,606,899	0.2244%
		68195 Provident Life & Accident Ins Co	20,252,797	0	88,521,697	0	0	108,774,494	0.1406%
		68985 Starmount Life Ins Co	103,752	0	16,790,249	0	0	16,894,001	0.0218%
		67598 Paul Revere Life Ins Co	521,966	0	14,912,198	0	0	15,434,164	0.0199%
		67601 Unum Ins Co	136,228	0	1,133,319	2,297,715	0	3,567,262	0.0046%
			190,982,317	34,174	590,120,254	2,306,246	0	783,442,991	1.0125%
31	619	OneAmerica Fin Partners Grp							
		60895 American United Life Ins Co	35,261,724	443,725,167	116,041	1,813,081	0	480,916,013	0.6215%
		69116 State Life Ins Co	134,921,589	50,637,834	3,134,377	3,215,731	0	191,909,531	0.2480%
		67911 Pioneer Mut Life Ins Co	4,028,855	20,727	0	0	0	4,049,582	0.0052%
			174,212,168	494,383,728	3,250,418	5,028,812	0	676,875,126	0.8748%

2019 CALIFORNIA LIFE & ANNUITY MARKET SHARE REPORT

Premium Written During The Calendar Year

Sorted by Group Market Share

Source: NAIC Database

Active companies only

Rec #	Group #	Group Name NAIC # Company Name	[1] Life Insurance	[2] Annuity Considerations	[3] Accident and Health	[4] Deposit Type Contracts	[5] Other Considerations	[6] Total Premium Sum of [1] thru [5]	[7] Market Share
32	4855	Sumitomo Life Ins Grp							
		68608 Symetra Life Ins Co	97,903,279	498,272,249	65,036,518	15,079,678	0	676,291,724	0.8740%
		90581 Symetra Natl Life Ins Co	14,981	0	0	0	0	14,981	0.0000%
			97,918,260	498,272,249	65,036,518	15,079,678	0	676,306,705	0.8740%
33	1348	Meiji Yasuda Life Ins Grp							
		69019 Standard Ins Co	115,702,010	39,020,407	247,401,812	738,000	235,868,770	638,730,999	0.8255%
		64343 Pacific Guardian Life Ins Co Ltd	13,379,385	148	524	1,629,217	0	15,009,274	0.0194%
			129,081,395	39,020,555	247,402,336	2,367,217	235,868,770	653,740,273	0.8449%
34	4914	FGL Holdings Grp							
		63274 Fidelity & Guar Life Ins Co	103,182,697	482,602,857	0	0	0	585,785,554	0.7570%
			103,182,697	482,602,857	0	0	0	585,785,554	0.7570%
35	769	GREAT WEST GRP							
		68322 Great W Life & Ann Ins Co	28,273,587	534,295,618	4,051,253	3,418,015	0	570,038,473	0.7367%
		80659 US Business of Canada Life Assur Co	5,396,517	116,116	205,477	0	0	5,718,110	0.0074%
		80705 US Br Great West Life Assur Co	941,704	0	376,939	0	0	1,318,643	0.0017%
			34,611,808	534,411,734	4,633,669	3,418,015	0	577,075,226	0.7458%
36	4	Ameriprise Fin Grp							
		65005 RiverSource Life Ins Co	120,726,810	375,621,471	28,335,767	460,567	0	525,144,615	0.6787%
			120,726,810	375,621,471	28,335,767	460,567	0	525,144,615	0.6787%
37	176	STATE FARM GRP							
		69108 State Farm Life Ins Co	502,378,819	20,097,558	0	531,564	0	523,007,941	0.6759%
			502,378,819	20,097,558	0	531,564	0	523,007,941	0.6759%

2019 CALIFORNIA LIFE & ANNUITY MARKET SHARE REPORT

Premium Written During The Calendar Year

Sorted by Group Market Share

Source: NAIC Database

Active companies only

Rec #	Group #	Group Name NAIC # Company Name	[1] Life Insurance	[2] Annuity Considerations	[3] Accident and Health	[4] Deposit Type Contracts	[5] Other Considerations	[6] Total Premium Sum of [1] thru [5]	[7] Market Share
38	261	MUTUAL OF OMAHA GRP							
		69868 United Of Omaha Life Ins Co	211,026,933	78,819,149	73,258,083	42,434,331	275,012	405,813,508	0.5245%
		71412 Mutual Of Omaha Ins Co	0	0	86,221,061	0	0	86,221,061	0.1114%
		72850 United World Life Ins Co	88,408	0	12,389,757	0	0	12,478,165	0.0161%
		13100 Omaha Ins Co	0	0	775,587	0	0	775,587	0.0010%
			211,115,341	78,819,149	172,644,488	42,434,331	275,012	505,288,321	0.6530%
39	458	Dai-ichi Life Holdings Inc Grp							
		68136 Protective Life Ins Co	200,779,742	187,537,664	304,996	6,148,717	0	394,771,119	0.5102%
		70335 West Coast Life Ins Co	71,786,730	4,502	704	0	0	71,791,936	0.0928%
		66370 Mony Life Ins Co	9,654,936	6,384	1,650,456	0	0	11,311,776	0.0146%
		88536 Protective Life & Annuity Ins Co	132,068	0	0	0	0	132,068	0.0002%
			282,353,476	187,548,550	1,956,156	6,148,717	0	478,006,899	0.6178%
40	370	AFLAC Grp							
		60380 American Family Life Assur Co of Col	28,001,854	0	389,548,699	0	0	417,550,553	0.5396%
		71730 Continental Amer Ins Co	693,522	0	47,833,413	0	0	48,526,935	0.0627%
			28,695,376	0	437,382,112	0	0	466,077,488	0.6023%
41	4011	Genworth Fin Grp							
		70025 Genworth Life Ins Co	31,958,566	536,440	296,135,503	0	0	328,630,509	0.4247%
		65536 Genworth Life & Ann Ins Co	128,137,055	1,569,993	1,361,330	0	0	131,068,378	0.1694%
			160,095,621	2,106,433	297,496,833	0	0	459,698,887	0.5941%
42	943	Ameritas Mut Holding GRP							
		61301 Ameritas Life Ins Corp	77,935,561	236,456,537	108,479,941	18,900,121	0	441,772,160	0.5709%
			77,935,561	236,456,537	108,479,941	18,900,121	0	441,772,160	0.5709%

2019 CALIFORNIA LIFE & ANNUITY MARKET SHARE REPORT

Premium Written During The Calendar Year

Sorted by Group Market Share

Source: NAIC Database

Active companies only

Rec #	Group #	Group Name NAIC # Company Name	[1] Life Insurance	[2] Annuity Considerations	[3] Accident and Health	[4] Deposit Type Contracts	[5] Other Considerations	[6] Total Premium Sum of [1] thru [5]	[7] Market Share
43	84	American Financial Grp							
		63312 Great Amer Life Ins Co	6,401,971	404,259,630	5,399	324,505	0	410,991,505	0.5312%
		93661 Annuity Investors Life Ins Co	0	24,250,796	0	0	0	24,250,796	0.0313%
		67083 Manhattan Natl Life Ins Co	1,798,610	1,846	0	0	0	1,800,456	0.0023%
			8,200,581	428,512,272	5,399	324,505	0	437,042,757	0.5648%
44	4926	Hopmeadow Holdings Grp							
		88072 Talcott Resolution Life Ins Co	3,644,112	13,688,871	1,293,600	159,975,156	137,568,882	316,170,621	0.4086%
		71153 Talcott Resolution Life & Ann Ins Co	95,813,521	11,764,934	15,754	0	2,850,565	110,444,774	0.1427%
		81213 American Maturity Life Ins Co	0	0	0	0	1,654	1,654	0.0000%
			99,457,633	25,453,805	1,309,354	159,975,156	140,421,101	426,617,049	0.5513%
45	4750	Primerica Grp							
		65919 Primerica Life Ins Co	423,892,263	65,224	23,537	1,189,210	0	425,170,234	0.5495%
		61409 National Benefit Life Ins Co	1,365,204	0	66,295	327	0	1,431,826	0.0019%
			425,257,467	65,224	89,832	1,189,537	0	426,602,060	0.5513%
46	212	ZURICH INS GRP							
		63177 Farmers New World Life Ins Co	323,980,756	7,585,263	5,837,946	8,436,974	0	345,840,939	0.4470%
		90557 Zurich Amer Life Ins Co	34,874,926	5,602,834	11,353,573	0	0	51,831,333	0.0670%
		80896 Centre Life Ins Co	0	0	2,016,473	0	0	2,016,473	0.0026%
			358,855,682	13,188,097	19,207,992	8,436,974	0	399,688,745	0.5165%

2019 CALIFORNIA LIFE & ANNUITY MARKET SHARE REPORT

Premium Written During The Calendar Year

Sorted by Group Market Share

Source: NAIC Database

Active companies only

Rec #	Group #	Group Name NAIC # Company Name	[1] Life Insurance	[2] Annuity Considerations	[3] Accident and Health	[4] Deposit Type Contracts	[5] Other Considerations	[6] Total Premium Sum of [1] thru [5]	[7] Market Share
47	836	WEST SOUTHERN GRP							
		92622 Western Southern Life Assur Co	7,848,175	93,162,315	0	3,286,858	0	104,297,348	0.1348%
		70939 Gerber Life Ins Co	37,916,719	0	38,056,969	0	0	75,973,688	0.0982%
		99937 Columbus Life Ins Co	63,525,696	4,647,750	636	0	0	68,174,082	0.0881%
		65242 Lafayette Life Ins Co	32,668,224	21,354,336	13,867	170,000	0	54,206,427	0.0701%
		74780 Integrity Life Ins Co	14,203	32,836,158	0	2,315,385	0	35,165,746	0.0454%
		70483 Western & Southern Life Ins Co	10,530,483	0	739,767	0	0	11,270,250	0.0146%
			152,503,500	152,000,559	38,811,239	5,772,243	0	349,087,541	0.4511%
48	4853	AAA Life Grp							
		71854 AAA Life Ins Co	267,031,539	55,280,384	15,074,728	519,430	0	337,906,081	0.4367%
			267,031,539	55,280,384	15,074,728	519,430	0	337,906,081	0.4367%
49	3098	Tokio Marine Holdings Inc GRP							
		68381 Reliance Standard Life Ins Co	46,934,508	97,531,722	85,103,745	0	0	229,569,975	0.2967%
		92711 HCC Life Ins Co	618,097	3,830	102,177,306	0	0	102,799,233	0.1329%
			47,552,605	97,535,552	187,281,051	0	0	332,369,208	0.4295%
50	330	AMERICAN FIDELITY CORP GRP							
		60410 American Fidelity Assur Co	41,710,915	113,913,431	170,862,071	926,342	0	327,412,759	0.4231%
		60801 American Public Life Ins Co	13,781	0	769,090	0	0	782,871	0.0010%
			41,724,696	113,913,431	171,631,161	926,342	0	328,195,630	0.4241%
51	91	HARTFORD FIRE & CAS GRP							
		70815 Hartford Life & Accident Ins Co	127,763,225	0	177,364,423	0	0	305,127,648	0.3943%
			127,763,225	0	177,364,423	0	0	305,127,648	0.3943%

2019 CALIFORNIA LIFE & ANNUITY MARKET SHARE REPORT

Premium Written During The Calendar Year

Sorted by Group Market Share

Source: NAIC Database

Active companies only

Rec #	Group #	Group Name NAIC # Company Name	[1] Life Insurance	[2] Annuity Considerations	[3] Accident and Health	[4] Deposit Type Contracts	[5] Other Considerations	[6] Total Premium Sum of [1] thru [5]	[7] Market Share
52	2658	American Equity Investment Grp							
		92738 American Equity Invest Life Ins Co	21,804	256,018,521	0	0	0	256,040,325	0.3309%
		13183 Eagle Life Ins Co	0	20,738,634	0	0	0	20,738,634	0.0268%
			21,804	276,757,155	0	0	0	276,778,959	0.3577%
53	549	SUN LIFE ASSUR CO OF CN GRP							
		80802 US Br Sun Life Assur Co of Canada	77,303,268	0	183,379,304	0	0	260,682,572	0.3369%
		80926 Sun Life & Hlth Ins Co	6,059,274	0	679,761	0	0	6,739,035	0.0087%
		68047 Professional Ins Co	22,314	0	1,257,757	0	0	1,280,071	0.0017%
			83,384,856	0	185,316,822	0	0	268,701,678	0.3473%
54	4925	Kuvare Grp							
		65595 Lincoln Benefit Life Co	163,721,958	4,273,684	9,186,200	4,499,873	0	181,681,715	0.2348%
		64238 Guaranty Income Life Ins Co	5,221	81,915,485	194,520	597,924	0	82,713,150	0.1069%
		69973 United Life Ins Co	534,062	0	0	0	0	534,062	0.0007%
			164,261,241	86,189,169	9,380,720	5,097,797	0	264,928,927	0.3424%
55	2798	Blue Shield of CA Grp							
		61557 Blue Shield of CA Life & Hlth Ins Co	10,397,623	0	237,832,565	0	0	248,230,188	0.3208%
		71331 Careamerica Life Ins Co	561	0	195	0	0	756	0.0000%
			10,398,184	0	237,832,760	0	0	248,230,944	0.3208%
56	290	Globe Life Inc Grp							
		60577 American Income Life Ins Co	122,664,925	0	8,374,355	0	0	131,039,280	0.1694%
		91472 Globe Life & Accident Ins Co	52,054,972	0	3,046,767	0	0	55,101,739	0.0712%
		92916 United Amer Ins Co	525,764	342,221	37,208,090	0	0	38,076,075	0.0492%
		77968 Family Heritage Life Ins Co Of Amer	56,154	0	6,919,341	0	0	6,975,495	0.0090%
		65331 Liberty Natl Life Ins Co	6,080,335	937	189,792	0	0	6,271,064	0.0081%
			181,382,150	343,158	55,738,345	0	0	237,463,653	0.3069%

2019 CALIFORNIA LIFE & ANNUITY MARKET SHARE REPORT

Premium Written During The Calendar Year

Sorted by Group Market Share

Source: NAIC Database

Active companies only

Rec #	Group #	Group Name NAIC # Company Name	[1] Life Insurance	[2] Annuity Considerations	[3] Accident and Health	[4] Deposit Type Contracts	[5] Other Considerations	[6] Total Premium Sum of [1] thru [5]	[7] Market Share
57	408	AMERICAN NATL FIN GRP							
		60739 American Natl Ins Co	80,116,109	118,740,263	904,456	12,479,396	0	212,240,224	0.2743%
		71773 American Natl Life Ins Co Of TX	147,562	0	12,841,584	0	0	12,989,146	0.0168%
		86355 Standard Life & Accident Ins Co	899,774	5,750	7,333,318	0	0	8,238,842	0.0106%
		63657 Garden State Life Ins Co	1,314,339	0	1,106	0	0	1,315,445	0.0017%
			82,477,784	118,746,013	21,080,464	12,479,396	0	234,783,657	0.3034%
58	200	UNITED SERV AUTOMOBILE ASSN GRP							
		69663 USAA Life Ins Co	105,596,508	66,672,545	42,648,060	2,044,391	0	216,961,504	0.2804%
			105,596,508	66,672,545	42,648,060	2,044,391	0	216,961,504	0.2804%
59	88668	Mutual Of Amer Life Ins Co							
		88668 Mutual Of Amer Life Ins Co	338,630	180,942	102,666	0	208,765,695	209,387,933	0.2706%
			338,630	180,942	102,666	0	208,765,695	209,387,933	0.2706%
60	850	PENN MUT GRP							
		67644 Penn Mut Life Ins Co	108,101,183	26,858,630	459,795	4,951,848	0	140,371,456	0.1814%
		93262 Penn Ins & Ann Co	60,280,739	3,826,130	0	0	0	64,106,869	0.0828%
		68632 Vantis Life Ins Co	385,742	1,500	0	0	0	387,242	0.0005%
			168,767,664	30,686,260	459,795	4,951,848	0	204,865,567	0.2648%
61	233	CNO Financial Grp							
		61263 Bankers Life & Cas Co	32,681,480	45,331,448	40,026,823	0	0	118,039,751	0.1526%
		62065 Colonial Penn Life Ins Co	22,946,065	0	25,447,212	0	0	48,393,277	0.0625%
		70319 Washington Natl Ins Co	6,528,723	599,703	19,541,959	0	0	26,670,385	0.0345%
			62,156,268	45,931,151	85,015,994	0	0	193,103,413	0.2496%

2019 CALIFORNIA LIFE & ANNUITY MARKET SHARE REPORT

Premium Written During The Calendar Year

Sorted by Group Market Share

Source: NAIC Database

Active companies only

Rec #	Group #	Group Name NAIC # Company Name	[1] Life Insurance	[2] Annuity Considerations	[3] Accident and Health	[4] Deposit Type Contracts	[5] Other Considerations	[6] Total Premium Sum of [1] thru [5]	[7] Market Share
62	81264	Nippon Life Ins Co Of Amer 81264 Nippon Life Ins Co Of Amer	692,630	0	175,440,978	0	0	176,133,608	0.2276%
			692,630	0	175,440,978	0	0	176,133,608	0.2276%
63	981	FIDELITY INVESTMENT INS & ANN GRP 93696 Fidelity Investments Life Ins Co	1,933,360	171,109,686	0	0	0	173,043,046	0.2236%
			1,933,360	171,109,686	0	0	0	173,043,046	0.2236%
64	19	Assurant Inc Grp							
		67989 American Memorial Life Ins Co	135,739,164	409,603	0	0	0	136,148,767	0.1760%
		70408 Union Security Ins Co	10,063,703	299,464	17,082,427	0	0	27,445,594	0.0355%
		65080 John Alden Life Ins Co	664,548	0	314,237	0	0	978,785	0.0013%
		60275 American Bankers Life Assur Co Of FL	298,526	528	92,982	0	0	392,036	0.0005%
			146,765,941	709,595	17,489,646	0	0	164,965,182	0.2132%
65	306	CUNA MUT GRP							
		62626 CMFG Life Ins Co	33,816,021	7,384,482	38,159,368	352,897	39,704,160	119,416,928	0.1543%
		86126 Members Life Ins Co	85,955	44,521,538	0	0	0	44,607,493	0.0576%
			33,901,976	51,906,020	38,159,368	352,897	39,704,160	164,024,421	0.2120%
66	4794	Group One Thousand One Grp							
		79065 Delaware Life Ins Co	2,961,116	152,004,086	0	0	0	154,965,202	0.2003%
			2,961,116	152,004,086	0	0	0	154,965,202	0.2003%
67	872	BANNER LIFE GRP							
		94250 Banner Life Ins Co	122,440,311	31,080,959	609,080	0	0	154,130,350	0.1992%
			122,440,311	31,080,959	609,080	0	0	154,130,350	0.1992%

2019 CALIFORNIA LIFE & ANNUITY MARKET SHARE REPORT

Premium Written During The Calendar Year

Sorted by Group Market Share

Source: NAIC Database

Active companies only

Rec #	Group #	Group Name NAIC # Company Name	[1] Life Insurance	[2] Annuity Considerations	[3] Accident and Health	[4] Deposit Type Contracts	[5] Other Considerations	[6] Total Premium Sum of [1] thru [5]	[7] Market Share
68	8	ALLSTATE INS GRP							
		60534 American Heritage Life Ins Co	5,571,279	7,042	52,406,470	0	0	57,984,791	0.0749%
		60186 Allstate Life Ins Co	48,704,399	162,259	2,139,180	0	0	51,005,838	0.0659%
		70866 Allstate Assur Co	40,536,713	0	0	0	0	40,536,713	0.0524%
		70874 Allstate Life Ins Co Of NY	632,019	300	113,273	0	0	745,592	0.0010%
			95,444,410	169,601	54,658,923	0	0	150,272,934	0.1942%
69	1211	NATIONAL GUARDIAN LIFE INS GRP							
		66583 National Guardian Life Ins Co	79,071,821	5,133,870	60,121,167	1,817,741	0	146,144,599	0.1889%
		97241 Settlers Life Ins Co	41,814	515	1,317	0	0	43,646	0.0001%
		81426 Commercial Travelers Life Ins Co	0	0	28,564	0	0	28,564	0.0000%
			79,113,635	5,134,385	60,151,048	1,817,741	0	146,216,809	0.1890%
70	4824	Advantage Capital Grp							
		68802 Sentinel Security Life Ins Co	2,239,139	129,295,967	170,925	0	0	131,706,031	0.1702%
		71471 Ability Ins Co	13,107	0	725,638	0	0	738,745	0.0010%
			2,252,246	129,295,967	896,563	0	0	132,444,776	0.1712%
71	4890	SBL Holdings Grp							
		68675 Security Benefit Life Ins Co	1,218,769	130,082,906	0	0	0	131,301,675	0.1697%
			1,218,769	130,082,906	0	0	0	131,301,675	0.1697%
72	4736	GGC Grp							
		93548 PHL Variable Ins Co	41,104,739	59,918,996	0	0	0	101,023,735	0.1306%
		67814 Nassau Life Ins Co	16,301,734	44,758	97,723	0	0	16,444,215	0.0213%
		62359 Nassau Life Ins Co of TX	653,486	2,086	2,532,378	0	0	3,187,950	0.0041%
		68284 Nassau Life Ins Co of KS	13,006	0	53,542	0	0	66,548	0.0001%
		93734 Nassau Life & Ann Co	32,515	0	0	0	0	32,515	0.0000%
			58,105,480	59,965,840	2,683,643	0	0	120,754,963	0.1561%

2019 CALIFORNIA LIFE & ANNUITY MARKET SHARE REPORT

Premium Written During The Calendar Year

Sorted by Group Market Share

Source: NAIC Database

Active companies only

Rec #	Group #	Group Name NAIC # Company Name	[1] Life Insurance	[2] Annuity Considerations	[3] Accident and Health	[4] Deposit Type Contracts	[5] Other Considerations	[6] Total Premium Sum of [1] thru [5]	[7] Market Share
73	62510	Equitrust Life Ins Co 62510 Equitrust Life Ins Co	1,326,304	108,384,117	0	3,647,763	0	113,358,184	0.1465%
			1,326,304	108,384,117	0	3,647,763	0	113,358,184	0.1465%
74	169	SENTRY INS GRP 68810 Sentry Life Ins Co 71099 Parker Centennial Assur Co	1,993,277 0	107,888,133 63,487	103 0	0 0	0 0	109,881,513 63,487	0.1420% 0.0001%
			1,993,277	107,951,620	103	0	0	109,945,000	0.1421%
75	704	OHIO NATL LIFE GRP 67172 Ohio Natl Life Ins Co 89206 Ohio Natl Life Assur Corp	47,421,868 42,682,952	3,968,345 0	696,843 996,625	1,732,868 0	7,597,447 0	61,417,371 43,679,577	0.0794% 0.0564%
			90,104,820	3,968,345	1,693,468	1,732,868	7,597,447	105,096,948	0.1358%
76	449	FINANCIAL HOLDINGS GRP 61999 Americo Fin Life & Ann Ins Co 90212 Great Southern Life Ins Co 63487 Investors Life Ins Co N Amer 66540 National Farmers Union Life Ins Co 87645 United Fidelity Life Ins Co	19,332,595 3,206,778 1,128,396 440,230 342,029	76,346,295 441,996 0 0 8,470	86,045 121,049 0 0 0	250,419 36,920 0 0 2,618	0 0 0 0 0	96,015,354 3,806,743 1,128,396 440,230 353,117	0.1241% 0.0049% 0.0015% 0.0006% 0.0005%
			24,450,028	76,796,761	207,094	289,957	0	101,743,840	0.1315%
77	65927	Lincoln Heritage Life Ins Co 65927 Lincoln Heritage Life Ins Co	97,881,553	3,207	212,461	0	0	98,097,221	0.1268%
			97,881,553	3,207	212,461	0	0	98,097,221	0.1268%
78	4844	LIA Holdings Grp 60232 Lombard Intl Life Assur Co	723,676	85,979,755	0	0	0	86,703,431	0.1121%
			723,676	85,979,755	0	0	0	86,703,431	0.1121%

2019 CALIFORNIA LIFE & ANNUITY MARKET SHARE REPORT

Premium Written During The Calendar Year

Sorted by Group Market Share

Source: NAIC Database

Active companies only

Rec #	Group #	Group Name NAIC # Company Name	[1] Life Insurance	[2] Annuity Considerations	[3] Accident and Health	[4] Deposit Type Contracts	[5] Other Considerations	[6] Total Premium Sum of [1] thru [5]	[7] Market Share
79	300	HORACE MANN GRP							
		87963 National Teachers Assoc Life Ins Co	371,755	0	37,362,698	0	0	37,734,453	0.0488%
		64513 Horace Mann Life Ins Co	6,133,673	26,625,833	10,264	0	0	32,769,770	0.0424%
			6,505,428	26,625,833	37,372,962	0	0	70,504,223	0.0911%
80	276	Trustmark Mut Holding Co GRP							
		61425 Trustmark Ins Co	51,437,789	3,013	11,984,679	0	0	63,425,481	0.0820%
		62863 Trustmark Life Ins Co	286,356	0	4,744,508	0	0	5,030,864	0.0065%
			51,724,145	3,013	16,729,187	0	0	68,456,345	0.0885%
81	451	FIDELITY SECURITY GRP							
		71870 Fidelity Security Life Ins Co	2,720,515	148,446	58,036,105	0	0	60,905,066	0.0787%
			2,720,515	148,446	58,036,105	0	0	60,905,066	0.0787%
82	4213	Wilton Re Grp							
		65900 Wilco Life Ins Co	27,783,551	14,463	1,072,766	0	0	28,870,780	0.0373%
		69396 Texas Life Ins Co	28,260,489	0	0	0	0	28,260,489	0.0365%
		62413 Wilcac Life Ins Co	783,946	11,346	2,674	825,509	0	1,623,475	0.0021%
		60704 Wilton Reassur Life Co of NY	466,563	3,425	7,251	0	0	477,239	0.0006%
			57,294,549	29,234	1,082,691	825,509	0	59,231,983	0.0765%
83	525	PAN AMER LIFE GRP							
		66427 Mutual Trust Life Ins Co a Pan Amer	29,295,541	56,778	15,214	0	0	29,367,533	0.0380%
		67539 Pan Amer Life Ins Co	417,710	13,980	26,201,821	0	0	26,633,511	0.0344%
		93459 Pan Amer Assur Co	2,284,312	0	0	0	0	2,284,312	0.0030%
			31,997,563	70,758	26,217,035	0	0	58,285,356	0.0753%

2019 CALIFORNIA LIFE & ANNUITY MARKET SHARE REPORT

Premium Written During The Calendar Year

Sorted by Group Market Share

Source: NAIC Database

Active companies only

Rec #	Group #	Group Name NAIC # Company Name	[1] Life Insurance	[2] Annuity Considerations	[3] Accident and Health	[4] Deposit Type Contracts	[5] Other Considerations	[6] Total Premium Sum of [1] thru [5]	[7] Market Share
84	626	Chubb Ltd Grp 62146 Combined Ins Co Of Amer	4,827,916	0	53,070,811	0	0	57,898,727	0.0748%
			4,827,916	0	53,070,811	0	0	57,898,727	0.0748%
85	4903	Calton Holdings Grp 71390 Puritan Life Ins Co of Amer 84530 US Financial Life Ins Co 90247 Rx Life Ins Co	388,413 7,542,173 37,622	44,347,123 0 2,800	45,137 0 0	0 0 138	0 0 0	44,780,673 7,542,173 40,560	0.0579% 0.0097% 0.0001%
			7,968,208	44,349,923	45,137	138	0	52,363,406	0.0677%
86	4941	National Western Life Grp 66850 National Western Life Ins Co 67393 Ozark Natl Life Ins Co	22,657,840 191,003	23,830,540 0	0 641	415,113 0	0 0	46,903,493 191,644	0.0606% 0.0002%
			22,848,843	23,830,540	641	415,113	0	47,095,137	0.0609%
87	315	INDUSTRIAL ALLIANCE GRP 91693 IA Amer Life Ins Co 68594 American Amicable Life Ins Co Of TX 14406 Industrial Alliance Ins & Fin Serv I 67148 Occidental Life Ins Co Of NC 67873 Pioneer Amer Ins Co 67946 Pioneer Security Life Ins Co	13,956,712 11,497,178 3,900,371 3,691,819 1,886,716 327,331	193,105 583,470 1,944,634 1,169,003 10,260 540	8,037 0 0 0 0 0	0 0 0 0 0 0	0 0 0 0 0 0	14,157,854 12,080,648 5,845,005 4,860,822 1,896,976 327,871	0.0183% 0.0156% 0.0076% 0.0063% 0.0025% 0.0004%
			35,260,127	3,901,012	8,037	0	0	39,169,176	0.0506%
88	367	PHYSICIANS MUT GRP 80578 Physicians Mut Ins Co 72125 Physicians Life Ins Co	0 14,608,978	0 1,134,094	22,730,031 506,225	0 0	0 0	22,730,031 16,249,297	0.0294% 0.0210%
			14,608,978	1,134,094	23,236,256	0	0	38,979,328	0.0504%

2019 CALIFORNIA LIFE & ANNUITY MARKET SHARE REPORT

Premium Written During The Calendar Year

Sorted by Group Market Share

Source: NAIC Database

Active companies only

Rec #	Group #	Group Name NAIC # Company Name	[1] Life Insurance	[2] Annuity Considerations	[3] Accident and Health	[4] Deposit Type Contracts	[5] Other Considerations	[6] Total Premium Sum of [1] thru [5]	[7] Market Share
89	98	WR Berkley Corp GRP 64890 Berkley Life & Hlth Ins Co	2,570	0	34,054,395	31	0	34,056,996	0.0440%
			2,570	0	34,054,395	31	0	34,056,996	0.0440%
90	64505	Homesteaders Life Co 64505 Homesteaders Life Co	32,370,805	258,290	0	0	0	32,629,095	0.0422%
			32,370,805	258,290	0	0	0	32,629,095	0.0422%
91	812	HIGHMARK GRP 93440 HM Life Ins Co	4,580	0	32,428,543	0	0	32,433,123	0.0419%
			4,580	0	32,428,543	0	0	32,433,123	0.0419%
92	574	AMERCO CORP GRP 76112 Oxford Life Ins Co	3,038,401	27,893,333	392,663	0	0	31,324,397	0.0405%
			3,038,401	27,893,333	392,663	0	0	31,324,397	0.0405%
93	3436	Liberty Life Grp Trust Grp 68543 Liberty Bankers Life Ins Co 61581 Capitol Life Ins Co	1,069,279 3,275	29,234,677 0	2,447 0	389,549 0	0 0	30,695,952 3,275	0.0397% 0.0000%
			1,072,554	29,234,677	2,447	389,549	0	30,699,227	0.0397%
94	3527	American Enterprise Mut Grp 71480 Great Western Ins Co 60836 American Republic Ins Co 31119 Medico Ins Co	27,743,165 163,488 13,604	1,030,148 0 0	0 446,958 507,727	0 0 0	0 0 0	28,773,313 610,446 521,331	0.0372% 0.0008% 0.0007%
			27,920,257	1,030,148	954,685	0	0	29,905,090	0.0386%

2019 CALIFORNIA LIFE & ANNUITY MARKET SHARE REPORT

Premium Written During The Calendar Year

Sorted by Group Market Share

Source: NAIC Database

Active companies only

Rec #	Group #	Group Name NAIC # Company Name	[1] Life Insurance	[2] Annuity Considerations	[3] Accident and Health	[4] Deposit Type Contracts	[5] Other Considerations	[6] Total Premium Sum of [1] thru [5]	[7] Market Share
95	588	KANSAS CITY LIFE INS GRP							
		65129 Kansas City Life Ins Co	15,272,497	2,640,082	1,560,644	525,065	0	19,998,288	0.0258%
		67199 Old Amer Ins Co	4,697,418	0	30,069	0	0	4,727,487	0.0061%
		69272 Sunset Life Ins Co Of Amer	3,385,014	411,834	0	469	0	3,797,317	0.0049%
			23,354,929	3,051,916	1,590,713	525,534	0	28,523,092	0.0369%
96	661	BCBS of SC Grp							
		92444 Companion Life Ins Co of CA	954	6,500	28,056,866	0	0	28,064,320	0.0363%
			954	6,500	28,056,866	0	0	28,064,320	0.0363%
97	4553	Savings Bank Life Grp							
		70435 The Savings Bank Mut Life Ins Co of	17,580,361	8,609,727	0	0	0	26,190,088	0.0338%
			17,580,361	8,609,727	0	0	0	26,190,088	0.0338%
98	4862	Assurity Grp							
		71439 Assurity Life Ins Co	15,295,613	512,671	6,732,373	134,716	0	22,675,373	0.0293%
			15,295,613	512,671	6,732,373	134,716	0	22,675,373	0.0293%
99	781	UNION LABOR GRP							
		69744 Union Labor Life Ins Co	6,536,352	0	13,957,015	0	0	20,493,367	0.0265%
			6,536,352	0	13,957,015	0	0	20,493,367	0.0265%
100	1117	Manhattan Life Grp							
		61883 ManhattanLife Assur Co of Amer	269,769	0	8,551,738	0	0	8,821,507	0.0114%
		65870 Manhattan Life Ins Co	1,111,278	6,389,323	178,936	0	0	7,679,537	0.0099%
		63053 Family Life Ins Co	2,045,940	1,450	639,460	0	0	2,686,850	0.0035%
		85189 Western United Life Assur Co	200	6,500	22,203	0	0	28,903	0.0000%
			3,427,187	6,397,273	9,392,337	0	0	19,216,797	0.0248%

2019 CALIFORNIA LIFE & ANNUITY MARKET SHARE REPORT

Premium Written During The Calendar Year

Sorted by Group Market Share

Source: NAIC Database

Active companies only

Rec #	Group #	Group Name NAIC # Company Name	[1] Life Insurance	[2] Annuity Considerations	[3] Accident and Health	[4] Deposit Type Contracts	[5] Other Considerations	[6] Total Premium Sum of [1] thru [5]	[7] Market Share
101	215	Kemper Corp Grp							
		69930 United Ins Co Of Amer	18,235,460	0	574,653	0	0	18,810,113	0.0243%
		68462 Reserve Natl Ins Co	36,182	0	105,357	0	0	141,539	0.0002%
		68357 Reliable Life Ins Co	10,525	0	231	0	0	10,756	0.0000%
			18,282,167	0	680,241	0	0	18,962,408	0.0245%
102	23	BCS INS GRP							
		80985 4 Ever Life Ins Co	482,171	0	18,438,854	-29,689	0	18,891,336	0.0244%
			482,171	0	18,438,854	-29,689	0	18,891,336	0.0244%
103	4928	National Gen Grp							
		82538 National Hlth Ins Co	489	0	17,252,222	0	0	17,252,711	0.0223%
			489	0	17,252,222	0	0	17,252,711	0.0223%
104	60445	Sagicor Life Ins Co							
		60445 Sagicor Life Ins Co	4,912,808	8,320,852	1,494	2,438,036	0	15,673,190	0.0203%
			4,912,808	8,320,852	1,494	2,438,036	0	15,673,190	0.0203%
105	7	FEDERATED MUT GRP							
		63258 Federated Life Ins Co	11,812,327	572,243	2,130,719	0	0	14,515,289	0.0188%
			11,812,327	572,243	2,130,719	0	0	14,515,289	0.0188%
106	63290	Fidelity Life Assn A Legal Reserve L							
		63290 Fidelity Life Assn A Legal Reserve L	13,492,053	0	21,076	0	0	13,513,129	0.0175%
			13,492,053	0	21,076	0	0	13,513,129	0.0175%
107	81779	Individual Assur Co Life Hlth & Acc							
		81779 Individual Assur Co Life Hlth & Acc	0	0	12,296,996	0	0	12,296,996	0.0159%
			0	0	12,296,996	0	0	12,296,996	0.0159%

2019 CALIFORNIA LIFE & ANNUITY MARKET SHARE REPORT

Premium Written During The Calendar Year

Sorted by Group Market Share

Source: NAIC Database

Active companies only

Rec #	Group #	Group Name NAIC # Company Name	[1] Life Insurance	[2] Annuity Considerations	[3] Accident and Health	[4] Deposit Type Contracts	[5] Other Considerations	[6] Total Premium Sum of [1] thru [5]	[7] Market Share
108	69310	Surety Life Ins Co 69310 Surety Life Ins Co	11,395,208	102,271	12,557	0	0	11,510,036	0.0149%
			11,395,208	102,271	12,557	0	0	11,510,036	0.0149%
109	63495	Foresters Life Ins Ann Co 63495 Foresters Life Ins Ann Co	7,171,556	3,033,520	249	0	0	10,205,325	0.0132%
			7,171,556	3,033,520	249	0	0	10,205,325	0.0132%
110	4639	RGA Inc Grp 93572 RGA Reins Co 61182 Aurora Natl Life Assur Co	0	0	7,880,485	0	0	7,880,485	0.0102%
			2,981,935	0	0	-925,935	0	2,056,000	0.0027%
			2,981,935	0	7,880,485	-925,935	0	9,936,485	0.0128%
111	244	CINCINNATI FIN GRP 76236 The Cincinnati Life Ins Co	8,254,887	631,438	11,235	0	0	8,897,560	0.0115%
			8,254,887	631,438	11,235	0	0	8,897,560	0.0115%
112	61212	Baltimore Life Ins Co 61212 Baltimore Life Ins Co	6,035,510	0	5,745	2,629,157	0	8,670,412	0.0112%
			6,035,510	0	5,745	2,629,157	0	8,670,412	0.0112%
113	454	SECURITY NATL GRP 69485 Security Natl Life Ins Co	7,757,572	171,247	1,457	7,528	0	7,937,804	0.0103%
			7,757,572	171,247	1,457	7,528	0	7,937,804	0.0103%
114	69477	Time Ins Co 69477 Time Ins Co	833,040	0	6,729,258	0	0	7,562,298	0.0098%
			833,040	0	6,729,258	0	0	7,562,298	0.0098%

2019 CALIFORNIA LIFE & ANNUITY MARKET SHARE REPORT

Premium Written During The Calendar Year

Sorted by Group Market Share

Source: NAIC Database

Active companies only

Rec #	Group #	Group Name NAIC # Company Name	[1] Life Insurance	[2] Annuity Considerations	[3] Accident and Health	[4] Deposit Type Contracts	[5] Other Considerations	[6] Total Premium Sum of [1] thru [5]	[7] Market Share
115	77879	5 Star Life Ins Co 77879 5 Star Life Ins Co	7,521,741	0	23,536	0	0	7,545,277	0.0098%
			7,521,741	0	23,536	0	0	7,545,277	0.0098%
116	572	BCBS OF MI GRP 77720 LifeSecure Ins Co	349,834	9,562	6,329,520	0	0	6,688,916	0.0086%
			349,834	9,562	6,329,520	0	0	6,688,916	0.0086%
117	1186	Lifetime HlthCare Grp 69515 Medamerica Ins Co	0	0	6,298,270	0	0	6,298,270	0.0081%
			0	0	6,298,270	0	0	6,298,270	0.0081%
118	28	AMICA MUT GRP 72222 Amica Life Ins Co	5,869,193	246,611	0	0	0	6,115,804	0.0079%
			5,869,193	246,611	0	0	0	6,115,804	0.0079%
119	535	COLUMBIAN LIFE GRP 76023 Columbian Life Ins Co 62103 Columbian Mut Life Ins Co	5,800,564	2,218	0	0	0	5,802,782	0.0075%
			230,861	38,844	23,625	0	0	293,330	0.0004%
			6,031,425	41,062	23,625	0	0	6,096,112	0.0079%
120	60216	Amalgamated Life Ins Co 60216 Amalgamated Life Ins Co	238,963	0	5,657,232	0	0	5,896,195	0.0076%
			238,963	0	5,657,232	0	0	5,896,195	0.0076%
121	615	BENEFICIAL LIFE GRP 61395 Beneficial Life Ins Co	5,543,776	161,179	222	17	0	5,705,194	0.0074%
			5,543,776	161,179	222	17	0	5,705,194	0.0074%

2019 CALIFORNIA LIFE & ANNUITY MARKET SHARE REPORT

Premium Written During The Calendar Year

Sorted by Group Market Share

Source: NAIC Database

Active companies only

Rec #	Group #	Group Name NAIC # Company Name	[1] Life Insurance	[2] Annuity Considerations	[3] Accident and Health	[4] Deposit Type Contracts	[5] Other Considerations	[6] Total Premium Sum of [1] thru [5]	[7] Market Share
122	71404	Continental Gen Ins Co 71404 Continental Gen Ins Co	359,195	529,630	4,700,634	0	0	5,589,459	0.0072%
			359,195	529,630	4,700,634	0	0	5,589,459	0.0072%
123	84174	ELCO Mut Life & Ann 84174 ELCO Mut Life & Ann	11,534	5,475,847	0	0	0	5,487,381	0.0071%
			11,534	5,475,847	0	0	0	5,487,381	0.0071%
124	542	INDIANA FARM BUREAU Grp 69892 United Farm Family Life Ins Co 69922 United Home Life Ins Co	4,008,447	25	0	0	0	4,008,472	0.0052%
			1,182,087	0	7,505	0	0	1,189,592	0.0015%
			5,190,534	25	7,505	0	0	5,198,064	0.0067%
125	4712	GPM Life Grp 63967 Government Personnel Mut Life Ins Co 67059 GPM Hlth & Life Ins Co	3,618,251	16,176	52,107	0	0	3,686,534	0.0048%
			1,324,115	128,144	31,158	0	0	1,483,417	0.0019%
			4,942,366	144,320	83,265	0	0	5,169,951	0.0067%
126	687	GUARANTEE TRUST GRP 64211 Guarantee Trust Life Ins Co	2,044,420	8,177	2,886,596	0	0	4,939,193	0.0064%
			2,044,420	8,177	2,886,596	0	0	4,939,193	0.0064%
127	68772	Security Mut Life Ins Co Of NY 68772 Security Mut Life Ins Co Of NY	4,760,684	2,500	16,203	0	0	4,779,387	0.0062%
			4,760,684	2,500	16,203	0	0	4,779,387	0.0062%

2019 CALIFORNIA LIFE & ANNUITY MARKET SHARE REPORT

Premium Written During The Calendar Year

Sorted by Group Market Share

Source: NAIC Database

Active companies only

Rec #	Group #	Group Name NAIC # Company Name	[1] Life Insurance	[2] Annuity Considerations	[3] Accident and Health	[4] Deposit Type Contracts	[5] Other Considerations	[6] Total Premium Sum of [1] thru [5]	[7] Market Share
128	450	GENEVE HOLDINGS INC GRP							
		65781 Madison Natl Life Ins Co Inc	537,909	618,494	3,344,237	0	0	4,500,640	0.0058%
		69078 Standard Security Life Ins Co Of NY	15,539	0	113,356	0	0	128,895	0.0002%
			553,448	618,494	3,457,593	0	0	4,629,535	0.0060%
129	917	HCSC GRP							
		71129 Dearborn Life Ins Co	1,589,392	0	2,486,564	482,153	0	4,558,109	0.0059%
			1,589,392	0	2,486,564	482,153	0	4,558,109	0.0059%
130	477	Renaissance Hlth Serv Corp Grp							
		61700 Renaissance Life & Hlth Ins Co of Am	16,549	0	4,322,856	0	0	4,339,405	0.0056%
			16,549	0	4,322,856	0	0	4,339,405	0.0056%
131	4888	Sterling Financial Ins Grp Inc							
		89184 Sterling Investors Life Ins Co	205,277	4,051,935	45,083	0	0	4,302,295	0.0056%
		91785 Sterling Nat Life Ins Co Inc	0	0	5,217	0	0	5,217	0.0000%
			205,277	4,051,935	50,300	0	0	4,307,512	0.0056%
132	581	BOSTON MUT GRP							
		61476 Boston Mut Life Ins Co	2,680,725	0	1,576,638	0	0	4,257,363	0.0055%
			2,680,725	0	1,576,638	0	0	4,257,363	0.0055%
133	4877	TWA & AMFI Corp Grp							
		69566 Trans World Assur Co	2,187,522	1,052,764	0	0	0	3,240,286	0.0042%
		60429 American Fidelity Life Ins Co	504,079	199,390	0	0	0	703,469	0.0009%
			2,691,601	1,252,154	0	0	0	3,943,755	0.0051%

2019 CALIFORNIA LIFE & ANNUITY MARKET SHARE REPORT

Premium Written During The Calendar Year

Sorted by Group Market Share

Source: NAIC Database

Active companies only

Rec #	Group #	Group Name NAIC # Company Name	[1] Life Insurance	[2] Annuity Considerations	[3] Accident and Health	[4] Deposit Type Contracts	[5] Other Considerations	[6] Total Premium Sum of [1] thru [5]	[7] Market Share
134	90638	Best Life & Hlth Ins Co 90638 Best Life & Hlth Ins Co	223,080	0	3,512,761	0	0	3,735,841	0.0048%
			223,080	0	3,512,761	0	0	3,735,841	0.0048%
135	2878	United Heritage Mut Grp 63983 United Heritage Life Ins Co	3,193,985	387,762	45,061	300	0	3,627,108	0.0047%
			3,193,985	387,762	45,061	300	0	3,627,108	0.0047%
136	4955	Powell Ins Grp 78662 Senior Life Ins Co	3,226,343	0	0	0	0	3,226,343	0.0042%
			3,226,343	0	0	0	0	3,226,343	0.0042%
137	350	General Electric Grp 62596 Union Fidelity Life Ins Co	835,897	0	1,893,952	0	0	2,729,849	0.0035%
			835,897	0	1,893,952	0	0	2,729,849	0.0035%
138	11121	Unified Life Ins Co 11121 Unified Life Ins Co	540,852	3,404	2,185,451	0	0	2,729,707	0.0035%
			540,852	3,404	2,185,451	0	0	2,729,707	0.0035%
139	344	CHURCH PENSION FUND GRP 61875 Church Life Ins Corp	1,698,781	913,916	0	16,727	0	2,629,424	0.0034%
			1,698,781	913,916	0	16,727	0	2,629,424	0.0034%
140	67180	Ohio State Life Ins Co 67180 Ohio State Life Ins Co	2,285,529	847	0	204	0	2,286,580	0.0030%
			2,285,529	847	0	204	0	2,286,580	0.0030%

2019 CALIFORNIA LIFE & ANNUITY MARKET SHARE REPORT

Premium Written During The Calendar Year

Sorted by Group Market Share

Source: NAIC Database

Active companies only

Rec #	Group #	Group Name NAIC # Company Name	[1] Life Insurance	[2] Annuity Considerations	[3] Accident and Health	[4] Deposit Type Contracts	[5] Other Considerations	[6] Total Premium Sum of [1] thru [5]	[7] Market Share
141	4966	Insurance Capital Grp 63223 Federal Life Ins Co	1,956,387	101,893	15,833	0	0	2,074,113	0.0027%
			1,956,387	101,893	15,833	0	0	2,074,113	0.0027%
142	4947	Prosperity Life Ins Grp 60183 S USA Life Ins Co Inc	425,657	1,617,575	5,851	0	0	2,049,083	0.0026%
			425,657	1,617,575	5,851	0	0	2,049,083	0.0026%
143	4827	Southland Natl Holding Grp 93777 Pavonia Life Ins Co of MI	1,951,668	0	51,959	0	0	2,003,627	0.0026%
			1,951,668	0	51,959	0	0	2,003,627	0.0026%
144	473	AMERICAN FAMILY INS GRP 60399 American Family Life Ins Co	1,833,397	4,200	0	0	0	1,837,597	0.0024%
			1,833,397	4,200	0	0	0	1,837,597	0.0024%
145	64580	Illinois Mut Life Ins Co 64580 Illinois Mut Life Ins Co	1,568,238	0	151,940	0	0	1,720,178	0.0022%
			1,568,238	0	151,940	0	0	1,720,178	0.0022%
146	55	AUTOMOBILE CLUB MI GRP 84522 Auto Club Life Ins Co	1,447,355	264,808	7,135	0	0	1,719,298	0.0022%
			1,447,355	264,808	7,135	0	0	1,719,298	0.0022%
147	520	NEW ERA LIFE GRP							
		67784 Philadelphia Amer Life Ins Co	0	0	1,510,651	0	0	1,510,651	0.0020%
		69698 New Era Life Ins Co Of Midwest	9,777	1,300	0	8,883	0	19,960	0.0000%
		78743 New Era Life Ins Co	1,588	0	0	565	0	2,153	0.0000%
			11,365	1,300	1,510,651	9,448	0	1,532,764	0.0020%

2019 CALIFORNIA LIFE & ANNUITY MARKET SHARE REPORT

Premium Written During The Calendar Year

Sorted by Group Market Share

Source: NAIC Database

Active companies only

Rec #	Group #	Group Name NAIC # Company Name	[1] Life Insurance	[2] Annuity Considerations	[3] Accident and Health	[4] Deposit Type Contracts	[5] Other Considerations	[6] Total Premium Sum of [1] thru [5]	[7] Market Share
148	181	SWISS RE GRP							
		73504 Lumico Life Ins Co	1,475,436	0	7,404	0	0	1,482,840	0.0019%
		85561 Elips Life Ins Co	17,339	0	4,530	0	0	21,869	0.0000%
			1,492,775	0	11,934	0	0	1,504,709	0.0019%
149	150	OLD REPUBLIC GRP							
		67261 Old Republic Life Ins Co	1,334,662	0	1,118	0	0	1,335,780	0.0017%
			1,334,662	0	1,118	0	0	1,335,780	0.0017%
150	62928	EMC Natl Life Co							
		62928 EMC Natl Life Co	767,254	205,756	770	8,421	0	982,201	0.0013%
			767,254	205,756	770	8,421	0	982,201	0.0013%
151	63819	Unity Financial Life Ins Co							
		63819 Unity Financial Life Ins Co	866,618	0	0	0	0	866,618	0.0011%
			866,618	0	0	0	0	866,618	0.0011%
152	440	REGAL REINS GRP							
		66265 Monarch Life Ins Co	81,277	0	768,565	0	0	849,842	0.0011%
			81,277	0	768,565	0	0	849,842	0.0011%
153	801	DIRECTORS INVESTMENT GRP							
		99775 Funeral Directors Life Ins Co	678,626	143,861	0	0	0	822,487	0.0011%
			678,626	143,861	0	0	0	822,487	0.0011%
154	2858	Homesield Capital Grp							
		99724 LifeShield Natl Ins Co	89,173	0	702,393	0	0	791,566	0.0010%
			89,173	0	702,393	0	0	791,566	0.0010%

2019 CALIFORNIA LIFE & ANNUITY MARKET SHARE REPORT

Premium Written During The Calendar Year

Sorted by Group Market Share

Source: NAIC Database

Active companies only

Rec #	Group #	Group Name NAIC # Company Name	[1] Life Insurance	[2] Annuity Considerations	[3] Accident and Health	[4] Deposit Type Contracts	[5] Other Considerations	[6] Total Premium Sum of [1] thru [5]	[7] Market Share
155	1207	Cambia Health Solutions Inc 97985 LifeMap Assur Co	145,064	0	298,285	0	0	443,349	0.0006%
			145,064	0	298,285	0	0	443,349	0.0006%
156	31	BERKSHIRE HATHAWAY GRP							
		97764 Idealife Ins Co	126,796	1,200	2,736	0	0	130,732	0.0002%
		82880 CSI Life Ins Co	9,162	0	0	0	0	9,162	0.0000%
		76007 Old United Life Ins Co	400	0	0	0	0	400	0.0000%
			136,358	1,200	2,736	0	0	140,294	0.0002%
157	690	CENTRAL STATES GRP							
		61751 Central States H & L Co Of Omaha	68,638	0	60,658	0	0	129,296	0.0002%
			68,638	0	60,658	0	0	129,296	0.0002%
158	629	PLATEAU GRP							
		97152 Plateau Ins Co	34,581	0	71,151	0	0	105,732	0.0001%
			34,581	0	71,151	0	0	105,732	0.0001%
159	68446	Oceanview Life & Annuity Co							
		68446 Oceanview Life & Annuity Co	10,495	21,907	10,010	0	0	42,412	0.0001%
			10,495	21,907	10,010	0	0	42,412	0.0001%
160	64904	Investors Heritage Life Ins Co							
		64904 Investors Heritage Life Ins Co	27,866	14,148	0	0	0	42,014	0.0001%
			27,866	14,148	0	0	0	42,014	0.0001%
161	42129	United Security Assur Co Of PA							
		42129 United Security Assur Co Of PA	0	0	14,920	0	0	14,920	0.0000%
			0	0	14,920	0	0	14,920	0.0000%

2019 CALIFORNIA LIFE & ANNUITY MARKET SHARE REPORT

Premium Written During The Calendar Year

Sorted by Group Market Share

Source: NAIC Database

Active companies only

Rec #	Group #	Group Name NAIC # Company Name	[1]	[2]	[3]	[4]	[5]	[6]	[7]
			Life Insurance	Annuity Considerations	Accident and Health	Deposit Type Contracts	Other Considerations	Total Premium Sum of [1] thru [5]	Market Share
162	71323	Langhorne Reins AZ Ltd 71323 Langhorne Reins AZ Ltd	1,448	0	0	0	0	1,448	0.0000%
			1,448	0	0	0	0	1,448	0.0000%
163	70955	USA Life One Ins Co Of IN 70955 USA Life One Ins Co Of IN	1,132	0	0	0	0	1,132	0.0000%
			1,132	0	0	0	0	1,132	0.0000%
Total:			18,844,928,888	27,990,914,812	17,468,449,227	2,875,187,670	10,198,187,809	77,377,668,406	100.0000%

2019 CALIFORNIA LIFE & ANNUITY MARKET SHARE REPORT

Premium Written During The Calendar Year

Sorted by Group Name

Source: NAIC Database

Active companies only

Rec #	Group #	Group Name NAIC # Company Name	[1] Life Insurance	[2] Annuity Considerations	[3] Accident and Health	[4] Deposit Type Contracts	[5] Other Considerations	[6] Total Premium Sum of [1] thru [5]	[7] Market Share
1	77879	5 Star Life Ins Co 77879 5 Star Life Ins Co	7,521,741	0	23,536	0	0	7,545,277	0.0098%
			7,521,741	0	23,536	0	0	7,545,277	0.0098%
2	4853	AAA Life Grp 71854 AAA Life Ins Co	267,031,539	55,280,384	15,074,728	519,430	0	337,906,081	0.4367%
			267,031,539	55,280,384	15,074,728	519,430	0	337,906,081	0.4367%
3	4824	Advantage Capital Grp 68802 Sentinel Security Life Ins Co 71471 Ability Ins Co	2,239,139 13,107	129,295,967 0	170,925 725,638	0 0	0 0	131,706,031 738,745	0.1702% 0.0010%
			2,252,246	129,295,967	896,563	0	0	132,444,776	0.1712%
4	468	Aegon US Holding Grp 86231 Transamerica Life Ins Co 70688 Transamerica Financial Life Ins Co 66281 Transamerica Premier Life Ins Co	460,172,226 948,837 593,698,033	331,937,220 550,770 84,190,802	103,560,048 869,172 48,754,198	311,582 0 14,620	898,222,951 1,623,562,085 224,220	1,794,204,027 1,625,930,864 726,881,873	2.3188% 2.1013% 0.9394%
			1,054,819,096	416,678,792	153,183,418	326,202	2,522,009,256	4,147,016,764	5.3594%
5	370	AFLAC Grp 60380 American Family Life Assur Co of Col 71730 Continental Amer Ins Co	28,001,854 693,522	0 0	389,548,699 47,833,413	0 0	0 0	417,550,553 48,526,935	0.5396% 0.0627%
			28,695,376	0	437,382,112	0	0	466,077,488	0.6023%
6	761	ALLIANZ INS GRP 90611 Allianz Life Ins Co Of N Amer	230,752,078	1,581,218,906	8,994,490	0	0	1,820,965,474	2.3533%
			230,752,078	1,581,218,906	8,994,490	0	0	1,820,965,474	2.3533%

2019 CALIFORNIA LIFE & ANNUITY MARKET SHARE REPORT

Premium Written During The Calendar Year

Sorted by Group Name

Source: NAIC Database

Active companies only

Rec #	Group #	Group Name NAIC # Company Name	[1] Life Insurance	[2] Annuity Considerations	[3] Accident and Health	[4] Deposit Type Contracts	[5] Other Considerations	[6] Total Premium Sum of [1] thru [5]	[7] Market Share
7	8	ALLSTATE INS GRP							
		60534 American Heritage Life Ins Co	5,571,279	7,042	52,406,470	0	0	57,984,791	0.0749%
		60186 Allstate Life Ins Co	48,704,399	162,259	2,139,180	0	0	51,005,838	0.0659%
		70866 Allstate Assur Co	40,536,713	0	0	0	0	40,536,713	0.0524%
		70874 Allstate Life Ins Co Of NY	632,019	300	113,273	0	0	745,592	0.0010%
			95,444,410	169,601	54,658,923	0	0	150,272,934	0.1942%
8	60216	Amalgamated Life Ins Co							
		60216 Amalgamated Life Ins Co	238,963	0	5,657,232	0	0	5,896,195	0.0076%
			238,963	0	5,657,232	0	0	5,896,195	0.0076%
9	574	AMERCO CORP GRP							
		76112 Oxford Life Ins Co	3,038,401	27,893,333	392,663	0	0	31,324,397	0.0405%
			3,038,401	27,893,333	392,663	0	0	31,324,397	0.0405%
10	3527	American Enterprise Mut Grp							
		71480 Great Western Ins Co	27,743,165	1,030,148	0	0	0	28,773,313	0.0372%
		60836 American Republic Ins Co	163,488	0	446,958	0	0	610,446	0.0008%
		31119 Medico Ins Co	13,604	0	507,727	0	0	521,331	0.0007%
			27,920,257	1,030,148	954,685	0	0	29,905,090	0.0386%
11	2658	American Equity Investment Grp							
		92738 American Equity Invest Life Ins Co	21,804	256,018,521	0	0	0	256,040,325	0.3309%
		13183 Eagle Life Ins Co	0	20,738,634	0	0	0	20,738,634	0.0268%
			21,804	276,757,155	0	0	0	276,778,959	0.3577%
12	473	AMERICAN FAMILY INS GRP							
		60399 American Family Life Ins Co	1,833,397	4,200	0	0	0	1,837,597	0.0024%
			1,833,397	4,200	0	0	0	1,837,597	0.0024%

2019 CALIFORNIA LIFE & ANNUITY MARKET SHARE REPORT

Premium Written During The Calendar Year

Sorted by Group Name

Source: NAIC Database

Active companies only

Rec #	Group #	Group Name NAIC # Company Name	[1] Life Insurance	[2] Annuity Considerations	[3] Accident and Health	[4] Deposit Type Contracts	[5] Other Considerations	[6] Total Premium Sum of [1] thru [5]	[7] Market Share
13	330	AMERICAN FIDELITY CORP GRP							
		60410 American Fidelity Assur Co	41,710,915	113,913,431	170,862,071	926,342	0	327,412,759	0.4231%
		60801 American Public Life Ins Co	13,781	0	769,090	0	0	782,871	0.0010%
			41,724,696	113,913,431	171,631,161	926,342	0	328,195,630	0.4241%
14	84	American Financial Grp							
		63312 Great Amer Life Ins Co	6,401,971	404,259,630	5,399	324,505	0	410,991,505	0.5312%
		93661 Annuity Investors Life Ins Co	0	24,250,796	0	0	0	24,250,796	0.0313%
		67083 Manhattan Natl Life Ins Co	1,798,610	1,846	0	0	0	1,800,456	0.0023%
			8,200,581	428,512,272	5,399	324,505	0	437,042,757	0.5648%
15	12	AMERICAN INTL GRP							
		60488 American Gen Life Ins Co	557,766,089	1,626,001,704	6,439,988	50,353,841	-68	2,240,561,554	2.8956%
		70238 Variable Ann Life Ins Co	0	326,983,191	0	49,415,933	0	376,399,124	0.4864%
		70106 United States Life Ins Co in the Cit	2,304,734	5,424,838	3,094,419	0	0	10,823,991	0.0140%
			560,070,823	1,958,409,733	9,534,407	99,769,774	-68	2,627,784,669	3.3961%
16	408	AMERICAN NATL FIN GRP							
		60739 American Natl Ins Co	80,116,109	118,740,263	904,456	12,479,396	0	212,240,224	0.2743%
		71773 American Natl Life Ins Co Of TX	147,562	0	12,841,584	0	0	12,989,146	0.0168%
		86355 Standard Life & Accident Ins Co	899,774	5,750	7,333,318	0	0	8,238,842	0.0106%
		63657 Garden State Life Ins Co	1,314,339	0	1,106	0	0	1,315,445	0.0017%
			82,477,784	118,746,013	21,080,464	12,479,396	0	234,783,657	0.3034%
17	4	Ameriprise Fin Grp							
		65005 RiverSource Life Ins Co	120,726,810	375,621,471	28,335,767	460,567	0	525,144,615	0.6787%
			120,726,810	375,621,471	28,335,767	460,567	0	525,144,615	0.6787%

2019 CALIFORNIA LIFE & ANNUITY MARKET SHARE REPORT

Premium Written During The Calendar Year

Sorted by Group Name

Source: NAIC Database

Active companies only

Rec #	Group #	Group Name NAIC # Company Name	[1] Life Insurance	[2] Annuity Considerations	[3] Accident and Health	[4] Deposit Type Contracts	[5] Other Considerations	[6] Total Premium Sum of [1] thru [5]	[7] Market Share
18	943	Ameritas Mut Holding GRP 61301 Ameritas Life Ins Corp	77,935,561	236,456,537	108,479,941	18,900,121	0	441,772,160	0.5709%
			77,935,561	236,456,537	108,479,941	18,900,121	0	441,772,160	0.5709%
19	28	AMICA MUT GRP 72222 Amica Life Ins Co	5,869,193	246,611	0	0	0	6,115,804	0.0079%
			5,869,193	246,611	0	0	0	6,115,804	0.0079%
20	671	Anthem Inc Grp 62825 Anthem Blue Cross Life & Hlth Ins Co 61069 Anthem Life Ins Co 80314 Unicare Life & Hlth Ins Co	59,998,587	0	1,838,047,687	0	0	1,898,046,274	2.4530%
			5,314,532	0	38,679,484	0	0	43,994,016	0.0569%
			4,429,012	0	3,027,022	0	0	7,456,034	0.0096%
			69,742,131	0	1,879,754,193	0	0	1,949,496,324	2.5195%
21	4734	Apollo Global Mgmt Grp 61689 Athene Ann & Life Co 60518 American Hlth & Life Ins Co 80942 Voya Ins & Ann Co 61492 Athene Annuity & Life Assur Co 68039 Athene Ann & Life Assur Co of NY	10,348,341	1,217,797,145	78,136	99,295	0	1,228,322,917	1.5874%
			7,192,616	0	4,446,899	24,339	0	11,663,854	0.0151%
			1,716,788	8,941,847	171	0	0	10,658,806	0.0138%
			3,602,018	33,402	882,475	0	0	4,517,895	0.0058%
			444,786	1,804,802	0	0	0	2,249,588	0.0029%
			23,304,549	1,228,577,196	5,407,681	123,634	0	1,257,413,060	1.6250%
22	19	Assurant Inc Grp 67989 American Memorial Life Ins Co 70408 Union Security Ins Co 65080 John Alden Life Ins Co 60275 American Bankers Life Assur Co Of FL	135,739,164	409,603	0	0	0	136,148,767	0.1760%
			10,063,703	299,464	17,082,427	0	0	27,445,594	0.0355%
			664,548	0	314,237	0	0	978,785	0.0013%
			298,526	528	92,982	0	0	392,036	0.0005%
			146,765,941	709,595	17,489,646	0	0	164,965,182	0.2132%

2019 CALIFORNIA LIFE & ANNUITY MARKET SHARE REPORT

Premium Written During The Calendar Year

Sorted by Group Name

Source: NAIC Database

Active companies only

Rec #	Group #	Group Name NAIC # Company Name	[1] Life Insurance	[2] Annuity Considerations	[3] Accident and Health	[4] Deposit Type Contracts	[5] Other Considerations	[6] Total Premium Sum of [1] thru [5]	[7] Market Share
23	4862	Assurity Grp 71439 Assurity Life Ins Co	15,295,613	512,671	6,732,373	134,716	0	22,675,373	0.0293%
			15,295,613	512,671	6,732,373	134,716	0	22,675,373	0.0293%
24	55	AUTOMOBILE CLUB MI GRP 84522 Auto Club Life Ins Co	1,447,355	264,808	7,135	0	0	1,719,298	0.0022%
			1,447,355	264,808	7,135	0	0	1,719,298	0.0022%
25	61212	Baltimore Life Ins Co 61212 Baltimore Life Ins Co	6,035,510	0	5,745	2,629,157	0	8,670,412	0.0112%
			6,035,510	0	5,745	2,629,157	0	8,670,412	0.0112%
26	872	BANNER LIFE GRP 94250 Banner Life Ins Co	122,440,311	31,080,959	609,080	0	0	154,130,350	0.1992%
			122,440,311	31,080,959	609,080	0	0	154,130,350	0.1992%
27	572	BCBS OF MI GRP 77720 LifeSecure Ins Co	349,834	9,562	6,329,520	0	0	6,688,916	0.0086%
			349,834	9,562	6,329,520	0	0	6,688,916	0.0086%
28	661	BCBS of SC Grp 92444 Companion Life Ins Co of CA	954	6,500	28,056,866	0	0	28,064,320	0.0363%
			954	6,500	28,056,866	0	0	28,064,320	0.0363%
29	23	BCS INS GRP 80985 4 Ever Life Ins Co	482,171	0	18,438,854	-29,689	0	18,891,336	0.0244%
			482,171	0	18,438,854	-29,689	0	18,891,336	0.0244%

2019 CALIFORNIA LIFE & ANNUITY MARKET SHARE REPORT

Premium Written During The Calendar Year

Sorted by Group Name

Source: NAIC Database

Active companies only

Rec #	Group #	Group Name NAIC # Company Name	[1] Life Insurance	[2] Annuity Considerations	[3] Accident and Health	[4] Deposit Type Contracts	[5] Other Considerations	[6] Total Premium Sum of [1] thru [5]	[7] Market Share
30	615	BENEFICIAL LIFE GRP 61395 Beneficial Life Ins Co	5,543,776	161,179	222	17	0	5,705,194	0.0074%
			5,543,776	161,179	222	17	0	5,705,194	0.0074%
31	31	BERKSHIRE HATHAWAY GRP 97764 Idealife Ins Co	126,796	1,200	2,736	0	0	130,732	0.0002%
		82880 CSI Life Ins Co	9,162	0	0	0	0	9,162	0.0000%
		76007 Old United Life Ins Co	400	0	0	0	0	400	0.0000%
			136,358	1,200	2,736	0	0	140,294	0.0002%
32	90638	Best Life & Hlth Ins Co 90638 Best Life & Hlth Ins Co	223,080	0	3,512,761	0	0	3,735,841	0.0048%
			223,080	0	3,512,761	0	0	3,735,841	0.0048%
33	2798	Blue Shield of CA Grp 61557 Blue Shield of CA Life & Hlth Ins Co	10,397,623	0	237,832,565	0	0	248,230,188	0.3208%
		71331 Careamerica Life Ins Co	561	0	195	0	0	756	0.0000%
			10,398,184	0	237,832,760	0	0	248,230,944	0.3208%
34	581	BOSTON MUT GRP 61476 Boston Mut Life Ins Co	2,680,725	0	1,576,638	0	0	4,257,363	0.0055%
			2,680,725	0	1,576,638	0	0	4,257,363	0.0055%
35	4932	Brighthouse Holdings Grp 87726 Brighthouse Life Ins Co	241,274,034	626,273,500	11,170,940	228,923	27,393	878,974,790	1.1360%
		91626 New England Life Ins Co	10,500,368	450,822	31,362	0	0	10,982,552	0.0142%
			251,774,402	626,724,322	11,202,302	228,923	27,393	889,957,342	1.1501%

2019 CALIFORNIA LIFE & ANNUITY MARKET SHARE REPORT

Premium Written During The Calendar Year

Sorted by Group Name

Source: NAIC Database

Active companies only

Rec #	Group #	Group Name NAIC # Company Name	[1] Life Insurance	[2] Annuity Considerations	[3] Accident and Health	[4] Deposit Type Contracts	[5] Other Considerations	[6] Total Premium Sum of [1] thru [5]	[7] Market Share
36	4903	Calton Holdings Grp							
		71390 Puritan Life Ins Co of Amer	388,413	44,347,123	45,137	0	0	44,780,673	0.0579%
		84530 US Financial Life Ins Co	7,542,173	0	0	0	0	7,542,173	0.0097%
		90247 Rx Life Ins Co	37,622	2,800	0	138	0	40,560	0.0001%
			7,968,208	44,349,923	45,137	138	0	52,363,406	0.0677%
37	1207	Cambia Health Solutions Inc							
		97985 LifeMap Assur Co	145,064	0	298,285	0	0	443,349	0.0006%
			145,064	0	298,285	0	0	443,349	0.0006%
38	1295	CENTENE CORP GRP							
		66141 Health Net Life Ins Co	960,758	0	1,039,870,950	0	0	1,040,831,708	1.3451%
			960,758	0	1,039,870,950	0	0	1,040,831,708	1.3451%
39	690	CENTRAL STATES GRP							
		61751 Central States H & L Co Of Omaha	68,638	0	60,658	0	0	129,296	0.0002%
			68,638	0	60,658	0	0	129,296	0.0002%
40	626	Chubb Ltd Grp							
		62146 Combined Ins Co Of Amer	4,827,916	0	53,070,811	0	0	57,898,727	0.0748%
			4,827,916	0	53,070,811	0	0	57,898,727	0.0748%
41	344	CHURCH PENSION FUND GRP							
		61875 Church Life Ins Corp	1,698,781	913,916	0	16,727	0	2,629,424	0.0034%
			1,698,781	913,916	0	16,727	0	2,629,424	0.0034%

2019 CALIFORNIA LIFE & ANNUITY MARKET SHARE REPORT

Premium Written During The Calendar Year

Sorted by Group Name

Source: NAIC Database

Active companies only

Rec #	Group #	Group Name NAIC # Company Name	[1] Life Insurance	[2] Annuity Considerations	[3] Accident and Health	[4] Deposit Type Contracts	[5] Other Considerations	[6] Total Premium Sum of [1] thru [5]	[7] Market Share
42	901	CIGNA HLTH GRP							
		67369 Cigna Hlth & Life Ins Co	28,194	0	1,667,051,045	0	0	1,667,079,239	2.1545%
		65498 Life Ins Co Of N Amer	251,288,542	0	286,152,478	0	0	537,441,020	0.6946%
		65722 Loyal Amer Life Ins Co	117,306	891	39,628,232	1,450	0	39,747,879	0.0514%
		62308 Connecticut Gen Life Ins Co	25,867,091	12,000	8,249,987	352,879	0	34,481,957	0.0446%
		88366 American Retirement Life Ins Co	0	0	643,690	0	0	643,690	0.0008%
		77399 Sterling Life Ins Co	706	0	540,103	0	0	540,809	0.0007%
		67903 Provident Amer Life & Hlth Ins Co	2,118	0	10,668	0	0	12,786	0.0000%
			277,303,957	12,891	2,002,276,203	354,329	0	2,279,947,380	2.9465%
43	244	CINCINNATI FIN GRP							
		76236 The Cincinnati Life Ins Co	8,254,887	631,438	11,235	0	0	8,897,560	0.0115%
			8,254,887	631,438	11,235	0	0	8,897,560	0.0115%
44	233	CNO Financial Grp							
		61263 Bankers Life & Cas Co	32,681,480	45,331,448	40,026,823	0	0	118,039,751	0.1526%
		62065 Colonial Penn Life Ins Co	22,946,065	0	25,447,212	0	0	48,393,277	0.0625%
		70319 Washington Natl Ins Co	6,528,723	599,703	19,541,959	0	0	26,670,385	0.0345%
			62,156,268	45,931,151	85,015,994	0	0	193,103,413	0.2496%
45	535	COLUMBIAN LIFE GRP							
		76023 Columbian Life Ins Co	5,800,564	2,218	0	0	0	5,802,782	0.0075%
		62103 Columbian Mut Life Ins Co	230,861	38,844	23,625	0	0	293,330	0.0004%
			6,031,425	41,062	23,625	0	0	6,096,112	0.0079%
46	71404	Continental Gen Ins Co							
		71404 Continental Gen Ins Co	359,195	529,630	4,700,634	0	0	5,589,459	0.0072%
			359,195	529,630	4,700,634	0	0	5,589,459	0.0072%

2019 CALIFORNIA LIFE & ANNUITY MARKET SHARE REPORT

Premium Written During The Calendar Year

Sorted by Group Name

Source: NAIC Database

Active companies only

Rec #	Group #	Group Name NAIC # Company Name	[1] Life Insurance	[2] Annuity Considerations	[3] Accident and Health	[4] Deposit Type Contracts	[5] Other Considerations	[6] Total Premium Sum of [1] thru [5]	[7] Market Share
47	306	CUNA MUT GRP							
		62626 CMFG Life Ins Co	33,816,021	7,384,482	38,159,368	352,897	39,704,160	119,416,928	0.1543%
		86126 Members Life Ins Co	85,955	44,521,538	0	0	0	44,607,493	0.0576%
			33,901,976	51,906,020	38,159,368	352,897	39,704,160	164,024,421	0.2120%
48	1	CVS GRP							
		60054 Aetna Life Ins Co	45,999,120	981,343	1,945,651,560	5,497,920	0	1,998,129,943	2.5823%
		68500 Continental Life Ins Co Brentwood	5,232	0	16,896,525	0	0	16,901,757	0.0218%
		90328 First Hlth Life & Hlth Ins Co	2,212	0	2,848,080	0	0	2,850,292	0.0037%
		78700 Aetna Hlth & Life Ins Co	0	0	247,755	0	0	247,755	0.0003%
			46,006,564	981,343	1,965,643,920	5,497,920	0	2,018,129,747	2.6082%
49	458	Dai-ichi Life Holdings Inc Grp							
		68136 Protective Life Ins Co	200,779,742	187,537,664	304,996	6,148,717	0	394,771,119	0.5102%
		70335 West Coast Life Ins Co	71,786,730	4,502	704	0	0	71,791,936	0.0928%
		66370 Mony Life Ins Co	9,654,936	6,384	1,650,456	0	0	11,311,776	0.0146%
		88536 Protective Life & Annuity Ins Co	132,068	0	0	0	0	132,068	0.0002%
			282,353,476	187,548,550	1,956,156	6,148,717	0	478,006,899	0.6178%
50	801	DIRECTORS INVESTMENT GRP							
		99775 Funeral Directors Life Ins Co	678,626	143,861	0	0	0	822,487	0.0011%
			678,626	143,861	0	0	0	822,487	0.0011%
51	84174	ELCO Mut Life & Ann							
		84174 ELCO Mut Life & Ann	11,534	5,475,847	0	0	0	5,487,381	0.0071%
			11,534	5,475,847	0	0	0	5,487,381	0.0071%

2019 CALIFORNIA LIFE & ANNUITY MARKET SHARE REPORT

Premium Written During The Calendar Year

Sorted by Group Name

Source: NAIC Database

Active companies only

Rec #	Group #	Group Name NAIC # Company Name	[1] Life Insurance	[2] Annuity Considerations	[3] Accident and Health	[4] Deposit Type Contracts	[5] Other Considerations	[6] Total Premium Sum of [1] thru [5]	[7] Market Share
52	62928	EMC Natl Life Co 62928 EMC Natl Life Co	767,254	205,756	770	8,421	0	982,201	0.0013%
			767,254	205,756	770	8,421	0	982,201	0.0013%
53	4965	Equitable Holdings Inc Grp							
	62944	AXA Equitable Life Ins Co	212,623,718	1,028,641,446	3,655,053	0	32,604,490	1,277,524,707	1.6510%
	78077	Equitable Financial Life Ins Co of A	100,567,270	1,750,703	6,322,040	0	0	108,640,013	0.1404%
	62880	AXA Equitable Life & Ann Co	1,461,617	0	0	0	0	1,461,617	0.0019%
			314,652,605	1,030,392,149	9,977,093	0	32,604,490	1,387,626,337	1.7933%
54	62510	Equitrust Life Ins Co 62510 Equitrust Life Ins Co	1,326,304	108,384,117	0	3,647,763	0	113,358,184	0.1465%
			1,326,304	108,384,117	0	3,647,763	0	113,358,184	0.1465%
55	7	FEDERATED MUT GRP							
	63258	Federated Life Ins Co	11,812,327	572,243	2,130,719	0	0	14,515,289	0.0188%
			11,812,327	572,243	2,130,719	0	0	14,515,289	0.0188%
56	4914	FGL Holdings Grp							
	63274	Fidelity & Guar Life Ins Co	103,182,697	482,602,857	0	0	0	585,785,554	0.7570%
			103,182,697	482,602,857	0	0	0	585,785,554	0.7570%
57	981	FIDELITY INVESTMENT INS & ANN GRP							
	93696	Fidelity Investments Life Ins Co	1,933,360	171,109,686	0	0	0	173,043,046	0.2236%
			1,933,360	171,109,686	0	0	0	173,043,046	0.2236%
58	63290	Fidelity Life Assn A Legal Reserve L 63290 Fidelity Life Assn A Legal Reserve L	13,492,053	0	21,076	0	0	13,513,129	0.0175%
			13,492,053	0	21,076	0	0	13,513,129	0.0175%

2019 CALIFORNIA LIFE & ANNUITY MARKET SHARE REPORT

Premium Written During The Calendar Year

Sorted by Group Name

Source: NAIC Database

Active companies only

Rec #	Group #	Group Name NAIC # Company Name	[1] Life Insurance	[2] Annuity Considerations	[3] Accident and Health	[4] Deposit Type Contracts	[5] Other Considerations	[6] Total Premium Sum of [1] thru [5]	[7] Market Share
59	451	FIDELITY SECURITY GRP 71870 Fidelity Security Life Ins Co	2,720,515	148,446	58,036,105	0	0	60,905,066	0.0787%
			2,720,515	148,446	58,036,105	0	0	60,905,066	0.0787%
60	449	FINANCIAL HOLDINGS GRP							
		61999 Americo Fin Life & Ann Ins Co	19,332,595	76,346,295	86,045	250,419	0	96,015,354	0.1241%
		90212 Great Southern Life Ins Co	3,206,778	441,996	121,049	36,920	0	3,806,743	0.0049%
		63487 Investors Life Ins Co N Amer	1,128,396	0	0	0	0	1,128,396	0.0015%
		66540 National Farmers Union Life Ins Co	440,230	0	0	0	0	440,230	0.0006%
		87645 United Fidelity Life Ins Co	342,029	8,470	0	2,618	0	353,117	0.0005%
			24,450,028	76,796,761	207,094	289,957	0	101,743,840	0.1315%
61	63495	Foresters Life Ins Ann Co 63495 Foresters Life Ins Ann Co	7,171,556	3,033,520	249	0	0	10,205,325	0.0132%
			7,171,556	3,033,520	249	0	0	10,205,325	0.0132%
62	350	General Electric Grp 62596 Union Fidelity Life Ins Co	835,897	0	1,893,952	0	0	2,729,849	0.0035%
			835,897	0	1,893,952	0	0	2,729,849	0.0035%
63	450	GENEVE HOLDINGS INC GRP							
		65781 Madison Natl Life Ins Co Inc	537,909	618,494	3,344,237	0	0	4,500,640	0.0058%
		69078 Standard Security Life Ins Co Of NY	15,539	0	113,356	0	0	128,895	0.0002%
			553,448	618,494	3,457,593	0	0	4,629,535	0.0060%
64	4011	Genworth Fin Grp							
		70025 Genworth Life Ins Co	31,958,566	536,440	296,135,503	0	0	328,630,509	0.4247%
		65536 Genworth Life & Ann Ins Co	128,137,055	1,569,993	1,361,330	0	0	131,068,378	0.1694%
			160,095,621	2,106,433	297,496,833	0	0	459,698,887	0.5941%

2019 CALIFORNIA LIFE & ANNUITY MARKET SHARE REPORT

Premium Written During The Calendar Year

Sorted by Group Name

Source: NAIC Database

Active companies only

Rec #	Group #	Group Name NAIC # Company Name	[1] Life Insurance	[2] Annuity Considerations	[3] Accident and Health	[4] Deposit Type Contracts	[5] Other Considerations	[6] Total Premium Sum of [1] thru [5]	[7] Market Share
65	4736	GGC Grp							
		93548 PHL Variable Ins Co	41,104,739	59,918,996	0	0	0	101,023,735	0.1306%
		67814 Nassau Life Ins Co	16,301,734	44,758	97,723	0	0	16,444,215	0.0213%
		62359 Nassau Life Ins Co of TX	653,486	2,086	2,532,378	0	0	3,187,950	0.0041%
		68284 Nassau Life Ins Co of KS	13,006	0	53,542	0	0	66,548	0.0001%
		93734 Nassau Life & Ann Co	32,515	0	0	0	0	32,515	0.0000%
			58,105,480	59,965,840	2,683,643	0	0	120,754,963	0.1561%
66	3891	Global Atlantic Grp							
		91642 Forethought Life Ins Co	35,677,456	710,200,789	2,463,264	4,713,046	0	753,054,555	0.9732%
		62200 Accordia Life & Ann Co	207,567,178	0	0	0	0	207,567,178	0.2683%
		84824 Commonwealth Ann & Life Ins Co	2,724,664	4,927,356	4,621	622,297	0	8,278,938	0.0107%
		69140 First Allmerica Fin Life Ins Co	712,367	8,516	155	0	0	721,038	0.0009%
			246,681,665	715,136,661	2,468,040	5,335,343	0	969,621,709	1.2531%
67	290	Globe Life Inc Grp							
		60577 American Income Life Ins Co	122,664,925	0	8,374,355	0	0	131,039,280	0.1694%
		91472 Globe Life & Accident Ins Co	52,054,972	0	3,046,767	0	0	55,101,739	0.0712%
		92916 United Amer Ins Co	525,764	342,221	37,208,090	0	0	38,076,075	0.0492%
		77968 Family Heritage Life Ins Co Of Amer	56,154	0	6,919,341	0	0	6,975,495	0.0090%
		65331 Liberty Natl Life Ins Co	6,080,335	937	189,792	0	0	6,271,064	0.0081%
			181,382,150	343,158	55,738,345	0	0	237,463,653	0.3069%
68	4712	GPM Life Grp							
		63967 Government Personnel Mut Life Ins Co	3,618,251	16,176	52,107	0	0	3,686,534	0.0048%
		67059 GPM Hlth & Life Ins Co	1,324,115	128,144	31,158	0	0	1,483,417	0.0019%
			4,942,366	144,320	83,265	0	0	5,169,951	0.0067%

2019 CALIFORNIA LIFE & ANNUITY MARKET SHARE REPORT

Premium Written During The Calendar Year

Sorted by Group Name

Source: NAIC Database

Active companies only

Rec #	Group #	Group Name NAIC # Company Name	[1] Life Insurance	[2] Annuity Considerations	[3] Accident and Health	[4] Deposit Type Contracts	[5] Other Considerations	[6] Total Premium Sum of [1] thru [5]	[7] Market Share
69	769	GREAT WEST GRP							
		68322 Great W Life & Ann Ins Co	28,273,587	534,295,618	4,051,253	3,418,015	0	570,038,473	0.7367%
		80659 US Business of Canada Life Assur Co	5,396,517	116,116	205,477	0	0	5,718,110	0.0074%
		80705 US Br Great West Life Assur Co	941,704	0	376,939	0	0	1,318,643	0.0017%
			34,611,808	534,411,734	4,633,669	3,418,015	0	577,075,226	0.7458%
70	4794	Group One Thousand One Grp							
		79065 Delaware Life Ins Co	2,961,116	152,004,086	0	0	0	154,965,202	0.2003%
			2,961,116	152,004,086	0	0	0	154,965,202	0.2003%
71	687	GUARANTEE TRUST GRP							
		64211 Guarantee Trust Life Ins Co	2,044,420	8,177	2,886,596	0	0	4,939,193	0.0064%
			2,044,420	8,177	2,886,596	0	0	4,939,193	0.0064%
72	429	GUARDIAN LIFE GRP							
		64246 Guardian Life Ins Co Of Amer	274,357,654	770,747	487,283,836	114,189	0	762,526,426	0.9855%
		71714 Berkshire Life Ins Co of Amer	556,404	0	51,743,602	0	0	52,300,006	0.0676%
		78778 Guardian Ins & Ann Co Inc	2,169,356	43,936,808	0	2,857	312,524	46,421,545	0.0600%
		60003 Park Avenue Life Ins Co	217,189	0	0	0	0	217,189	0.0003%
		74004 Family Serv Life Ins Co	682	0	0	0	0	682	0.0000%
			277,301,285	44,707,555	539,027,438	117,046	312,524	861,465,848	1.1133%
73	91	HARTFORD FIRE & CAS GRP							
		70815 Hartford Life & Accident Ins Co	127,763,225	0	177,364,423	0	0	305,127,648	0.3943%
			127,763,225	0	177,364,423	0	0	305,127,648	0.3943%
74	917	HCSC GRP							
		71129 Dearborn Life Ins Co	1,589,392	0	2,486,564	482,153	0	4,558,109	0.0059%
			1,589,392	0	2,486,564	482,153	0	4,558,109	0.0059%

2019 CALIFORNIA LIFE & ANNUITY MARKET SHARE REPORT

Premium Written During The Calendar Year

Sorted by Group Name

Source: NAIC Database

Active companies only

Rec #	Group #	Group Name NAIC # Company Name	[1] Life Insurance	[2] Annuity Considerations	[3] Accident and Health	[4] Deposit Type Contracts	[5] Other Considerations	[6] Total Premium Sum of [1] thru [5]	[7] Market Share
75	812	HIGHMARK GRP 93440 HM Life Ins Co	4,580	0	32,428,543	0	0	32,433,123	0.0419%
			4,580	0	32,428,543	0	0	32,433,123	0.0419%
76	2858	Homesield Capital Grp 99724 LifeShield Natl Ins Co	89,173	0	702,393	0	0	791,566	0.0010%
			89,173	0	702,393	0	0	791,566	0.0010%
77	64505	Homesteaders Life Co 64505 Homesteaders Life Co	32,370,805	258,290	0	0	0	32,629,095	0.0422%
			32,370,805	258,290	0	0	0	32,629,095	0.0422%
78	4926	Hopmeadow Holdings Grp 88072 Talcott Resolution Life Ins Co 71153 Talcott Resolution Life & Ann Ins Co 81213 American Maturity Life Ins Co	3,644,112 95,813,521 0	13,688,871 11,764,934 0	1,293,600 15,754 0	159,975,156 0 0	137,568,882 2,850,565 1,654	316,170,621 110,444,774 1,654	0.4086% 0.1427% 0.0000%
			99,457,633	25,453,805	1,309,354	159,975,156	140,421,101	426,617,049	0.5513%
79	300	HORACE MANN GRP 87963 National Teachers Assoc Life Ins Co 64513 Horace Mann Life Ins Co	371,755 6,133,673	0 26,625,833	37,362,698 10,264	0 0	0 0	37,734,453 32,769,770	0.0488% 0.0424%
			6,505,428	26,625,833	37,372,962	0	0	70,504,223	0.0911%
80	64580	Illinois Mut Life Ins Co 64580 Illinois Mut Life Ins Co	1,568,238	0	151,940	0	0	1,720,178	0.0022%
			1,568,238	0	151,940	0	0	1,720,178	0.0022%

2019 CALIFORNIA LIFE & ANNUITY MARKET SHARE REPORT

Premium Written During The Calendar Year

Sorted by Group Name

Source: NAIC Database

Active companies only

Rec #	Group #	Group Name NAIC # Company Name	[1] Life Insurance	[2] Annuity Considerations	[3] Accident and Health	[4] Deposit Type Contracts	[5] Other Considerations	[6] Total Premium Sum of [1] thru [5]	[7] Market Share
81	542	INDIANA FARM BUREAU Grp							
		69892 United Farm Family Life Ins Co	4,008,447	25	0	0	0	4,008,472	0.0052%
		69922 United Home Life Ins Co	1,182,087	0	7,505	0	0	1,189,592	0.0015%
			5,190,534	25	7,505	0	0	5,198,064	0.0067%
82	81779	Individual Assur Co Life Hlth & Acc							
		81779 Individual Assur Co Life Hlth & Acc	0	0	12,296,996	0	0	12,296,996	0.0159%
			0	0	12,296,996	0	0	12,296,996	0.0159%
83	315	INDUSTRIAL ALLIANCE GRP							
		91693 IA Amer Life Ins Co	13,956,712	193,105	8,037	0	0	14,157,854	0.0183%
		68594 American Amicable Life Ins Co Of TX	11,497,178	583,470	0	0	0	12,080,648	0.0156%
		14406 Industrial Alliance Ins & Fin Serv I	3,900,371	1,944,634	0	0	0	5,845,005	0.0076%
		67148 Occidental Life Ins Co Of NC	3,691,819	1,169,003	0	0	0	4,860,822	0.0063%
		67873 Pioneer Amer Ins Co	1,886,716	10,260	0	0	0	1,896,976	0.0025%
		67946 Pioneer Security Life Ins Co	327,331	540	0	0	0	327,871	0.0004%
			35,260,127	3,901,012	8,037	0	0	39,169,176	0.0506%
84	4966	Insurance Capital Grp							
		63223 Federal Life Ins Co	1,956,387	101,893	15,833	0	0	2,074,113	0.0027%
			1,956,387	101,893	15,833	0	0	2,074,113	0.0027%
85	64904	Investors Heritage Life Ins Co							
		64904 Investors Heritage Life Ins Co	27,866	14,148	0	0	0	42,014	0.0001%
			27,866	14,148	0	0	0	42,014	0.0001%
86	918	JACKSON NATL GRP							
		65056 Jackson Natl Life Ins Co	81,249,165	1,860,940,928	3,295,783	1,240,795	0	1,946,726,671	2.5159%
			81,249,165	1,860,940,928	3,295,783	1,240,795	0	1,946,726,671	2.5159%

2019 CALIFORNIA LIFE & ANNUITY MARKET SHARE REPORT

Premium Written During The Calendar Year

Sorted by Group Name

Source: NAIC Database

Active companies only

Rec #	Group #	Group Name NAIC # Company Name	[1] Life Insurance	[2] Annuity Considerations	[3] Accident and Health	[4] Deposit Type Contracts	[5] Other Considerations	[6] Total Premium Sum of [1] thru [5]	[7] Market Share
87	904	JOHN HANCOCK GRP							
		65838 John Hancock Life Ins Co USA	525,228,012	3,682,304	103,037,053	4,750,000	1,999,126,076	2,635,823,445	3.4064%
		93610 John Hancock Life & Hlth Ins Co	81,166	0	1,433,023	0	0	1,514,189	0.0020%
			525,309,178	3,682,304	104,470,076	4,750,000	1,999,126,076	2,637,337,634	3.4084%
88	588	KANSAS CITY LIFE INS GRP							
		65129 Kansas City Life Ins Co	15,272,497	2,640,082	1,560,644	525,065	0	19,998,288	0.0258%
		67199 Old Amer Ins Co	4,697,418	0	30,069	0	0	4,727,487	0.0061%
		69272 Sunset Life Ins Co Of Amer	3,385,014	411,834	0	469	0	3,797,317	0.0049%
			23,354,929	3,051,916	1,590,713	525,534	0	28,523,092	0.0369%
89	215	Kemper Corp Grp							
		69930 United Ins Co Of Amer	18,235,460	0	574,653	0	0	18,810,113	0.0243%
		68462 Reserve Natl Ins Co	36,182	0	105,357	0	0	141,539	0.0002%
		68357 Reliable Life Ins Co	10,525	0	231	0	0	10,756	0.0000%
			18,282,167	0	680,241	0	0	18,962,408	0.0245%
90	4925	Kuvare Grp							
		65595 Lincoln Benefit Life Co	163,721,958	4,273,684	9,186,200	4,499,873	0	181,681,715	0.2348%
		64238 Guaranty Income Life Ins Co	5,221	81,915,485	194,520	597,924	0	82,713,150	0.1069%
		69973 United Life Ins Co	534,062	0	0	0	0	534,062	0.0007%
			164,261,241	86,189,169	9,380,720	5,097,797	0	264,928,927	0.3424%
91	71323	Langhorne Reins AZ Ltd							
		71323 Langhorne Reins AZ Ltd	1,448	0	0	0	0	1,448	0.0000%
			1,448	0	0	0	0	1,448	0.0000%

2019 CALIFORNIA LIFE & ANNUITY MARKET SHARE REPORT

Premium Written During The Calendar Year

Sorted by Group Name

Source: NAIC Database

Active companies only

Rec #	Group #	Group Name NAIC # Company Name	[1] Life Insurance	[2] Annuity Considerations	[3] Accident and Health	[4] Deposit Type Contracts	[5] Other Considerations	[6] Total Premium Sum of [1] thru [5]	[7] Market Share
92	4844	LIA Holdings Grp 60232 Lombard Intl Life Assur Co	723,676	85,979,755	0	0	0	86,703,431	0.1121%
			723,676	85,979,755	0	0	0	86,703,431	0.1121%
93	3436	Liberty Life Grp Trust Grp 68543 Liberty Bankers Life Ins Co 61581 Capitol Life Ins Co	1,069,279 3,275	29,234,677 0	2,447 0	389,549 0	0 0	30,695,952 3,275	0.0397% 0.0000%
			1,072,554	29,234,677	2,447	389,549	0	30,699,227	0.0397%
94	1186	Lifetime HlthCare Grp 69515 Medamerica Ins Co	0	0	6,298,270	0	0	6,298,270	0.0081%
			0	0	6,298,270	0	0	6,298,270	0.0081%
95	65927	Lincoln Heritage Life Ins Co 65927 Lincoln Heritage Life Ins Co	97,881,553	3,207	212,461	0	0	98,097,221	0.1268%
			97,881,553	3,207	212,461	0	0	98,097,221	0.1268%
96	20	LINCOLN NATL GRP 65676 Lincoln Natl Life Ins Co 65315 Lincoln Life Assur Co of Boston 67652 First Penn Pacific Life Ins Co 62057 Lincoln Life & Ann Co of NY	812,501,355 116,422,441 15,921,989 1,589,044	1,546,324,804 821,393 21,563 2,531,462	96,273,337 223,776,201 4,177 499,994	0 0 0 0	0 0 0 0	2,455,099,496 341,020,035 15,947,729 4,620,500	3.1729% 0.4407% 0.0206% 0.0060%
			946,434,829	1,549,699,222	320,553,709	0	0	2,816,687,760	3.6402%

2019 CALIFORNIA LIFE & ANNUITY MARKET SHARE REPORT

Premium Written During The Calendar Year

Sorted by Group Name

Source: NAIC Database

Active companies only

Rec #	Group #	Group Name NAIC # Company Name	[1] Life Insurance	[2] Annuity Considerations	[3] Accident and Health	[4] Deposit Type Contracts	[5] Other Considerations	[6] Total Premium Sum of [1] thru [5]	[7] Market Share
97	1117	Manhattan Life Grp							
		61883 ManhattanLife Assur Co of Amer	269,769	0	8,551,738	0	0	8,821,507	0.0114%
		65870 Manhattan Life Ins Co	1,111,278	6,389,323	178,936	0	0	7,679,537	0.0099%
		63053 Family Life Ins Co	2,045,940	1,450	639,460	0	0	2,686,850	0.0035%
		85189 Western United Life Assur Co	200	6,500	22,203	0	0	28,903	0.0000%
			3,427,187	6,397,273	9,392,337	0	0	19,216,797	0.0248%
98	435	MASS MUT LIFE INS GRP							
		65935 Massachusetts Mut Life Ins Co	930,521,283	814,638,033	65,389,125	379,744,197	541,868,466	2,732,161,104	3.5309%
		93432 CM Life Ins Co	22,384,273	137,786,337	0	0	0	160,170,610	0.2070%
		70416 MML Bay State Life Ins Co	3,628,191	0	0	0	0	3,628,191	0.0047%
			956,533,747	952,424,370	65,389,125	379,744,197	541,868,466	2,895,959,905	3.7426%
99	1348	Meiji Yasuda Life Ins Grp							
		69019 Standard Ins Co	115,702,010	39,020,407	247,401,812	738,000	235,868,770	638,730,999	0.8255%
		64343 Pacific Guardian Life Ins Co Ltd	13,379,385	148	524	1,629,217	0	15,009,274	0.0194%
			129,081,395	39,020,555	247,402,336	2,367,217	235,868,770	653,740,273	0.8449%
100	241	METROPOLITAN GRP							
		65978 Metropolitan Life Ins Co	877,686,680	242,431,171	874,952,314	17,542,226	163,984,250	2,176,596,641	2.8130%
		97136 Metropolitan Tower Life Ins Co	45,716,895	645,061,428	735,009	0	0	691,513,332	0.8937%
		62634 Delaware Amer Life Ins Co	90,498	0	260,425	0	0	350,923	0.0005%
			923,494,073	887,492,599	875,947,748	17,542,226	163,984,250	2,868,460,896	3.7071%
101	869	MINNESOTA MUT GRP							
		66168 Minnesota Life Ins Co	304,366,860	111,613,012	34,303,497	72,244,179	174,692,162	697,219,710	0.9011%
		93742 Securian Life Ins Co	109,134,420	5,977,712	9,105,377	4,487,363	0	128,704,872	0.1663%
			413,501,280	117,590,724	43,408,874	76,731,542	174,692,162	825,924,582	1.0674%

2019 CALIFORNIA LIFE & ANNUITY MARKET SHARE REPORT

Premium Written During The Calendar Year

Sorted by Group Name

Source: NAIC Database

Active companies only

Rec #	Group #	Group Name NAIC # Company Name	[1] Life Insurance	[2] Annuity Considerations	[3] Accident and Health	[4] Deposit Type Contracts	[5] Other Considerations	[6] Total Premium Sum of [1] thru [5]	[7] Market Share
102	88668	Mutual Of Amer Life Ins Co 88668 Mutual Of Amer Life Ins Co	338,630	180,942	102,666	0	208,765,695	209,387,933	0.2706%
			338,630	180,942	102,666	0	208,765,695	209,387,933	0.2706%
103	261	MUTUAL OF OMAHA GRP							
	69868	United Of Omaha Life Ins Co	211,026,933	78,819,149	73,258,083	42,434,331	275,012	405,813,508	0.5245%
	71412	Mutual Of Omaha Ins Co	0	0	86,221,061	0	0	86,221,061	0.1114%
	72850	United World Life Ins Co	88,408	0	12,389,757	0	0	12,478,165	0.0161%
	13100	Omaha Ins Co	0	0	775,587	0	0	775,587	0.0010%
			211,115,341	78,819,149	172,644,488	42,434,331	275,012	505,288,321	0.6530%
104	4928	National Gen Grp							
	82538	National Hlth Ins Co	489	0	17,252,222	0	0	17,252,711	0.0223%
			489	0	17,252,222	0	0	17,252,711	0.0223%
105	1211	NATIONAL GUARDIAN LIFE INS GRP							
	66583	National Guardian Life Ins Co	79,071,821	5,133,870	60,121,167	1,817,741	0	146,144,599	0.1889%
	97241	Settlers Life Ins Co	41,814	515	1,317	0	0	43,646	0.0001%
	81426	Commercial Travelers Life Ins Co	0	0	28,564	0	0	28,564	0.0000%
			79,113,635	5,134,385	60,151,048	1,817,741	0	146,216,809	0.1890%
106	634	National Life GRP							
	65528	Life Ins Co Of The Southwest	480,386,734	474,120,136	569	355,285	0	954,862,724	1.2340%
	66680	National Life Ins Co	32,669,197	88,858	1,512,130	0	0	34,270,185	0.0443%
			513,055,931	474,208,994	1,512,699	355,285	0	989,132,909	1.2783%

2019 CALIFORNIA LIFE & ANNUITY MARKET SHARE REPORT

Premium Written During The Calendar Year

Sorted by Group Name

Source: NAIC Database

Active companies only

Rec #	Group #	Group Name NAIC # Company Name	[1] Life Insurance	[2] Annuity Considerations	[3] Accident and Health	[4] Deposit Type Contracts	[5] Other Considerations	[6] Total Premium Sum of [1] thru [5]	[7] Market Share
107	4941	National Western Life Grp							
		66850 National Western Life Ins Co	22,657,840	23,830,540	0	415,113	0	46,903,493	0.0606%
		67393 Ozark Natl Life Ins Co	191,003	0	641	0	0	191,644	0.0002%
			22,848,843	23,830,540	641	415,113	0	47,095,137	0.0609%
108	140	NATIONWIDE CORP GRP							
		66869 Nationwide Life Ins Co	112,291,519	1,021,304,513	18,770,914	0	0	1,152,366,946	1.4893%
		92657 Nationwide Life & Ann Ins Co	326,001,082	563,835,684	0	0	0	889,836,766	1.1500%
		64017 Jefferson Natl Life Ins Co	1,131,891	125,479,559	11,403	3,013,641	0	129,636,494	0.1675%
			439,424,492	1,710,619,756	18,782,317	3,013,641	0	2,171,840,206	2.8068%
109	520	NEW ERA LIFE GRP							
		67784 Philadelphia Amer Life Ins Co	0	0	1,510,651	0	0	1,510,651	0.0020%
		69698 New Era Life Ins Co Of Midwest	9,777	1,300	0	8,883	0	19,960	0.0000%
		78743 New Era Life Ins Co	1,588	0	0	565	0	2,153	0.0000%
			11,365	1,300	1,510,651	9,448	0	1,532,764	0.0020%
110	826	NEW YORK LIFE GRP							
		91596 New York Life Ins & Ann Corp	285,392,717	1,455,751,894	0	33,790,961	0	1,774,935,572	2.2939%
		66915 New York Life Ins Co	1,188,644,989	109,670,628	71,118,629	0	377,598,032	1,747,032,278	2.2578%
		81353 NYLife Ins Co Of AZ	4,737,325	0	0	0	0	4,737,325	0.0061%
			1,478,775,031	1,565,422,522	71,118,629	33,790,961	377,598,032	3,526,705,175	4.5578%
111	81264	Nippon Life Ins Co Of Amer							
		81264 Nippon Life Ins Co Of Amer	692,630	0	175,440,978	0	0	176,133,608	0.2276%
			692,630	0	175,440,978	0	0	176,133,608	0.2276%

2019 CALIFORNIA LIFE & ANNUITY MARKET SHARE REPORT

Premium Written During The Calendar Year

Sorted by Group Name

Source: NAIC Database

Active companies only

Rec #	Group #	Group Name NAIC # Company Name	[1] Life Insurance	[2] Annuity Considerations	[3] Accident and Health	[4] Deposit Type Contracts	[5] Other Considerations	[6] Total Premium Sum of [1] thru [5]	[7] Market Share
112	860	NORTHWESTERN MUT GRP							
		67091 Northwestern Mut Life Ins Co	846,681,933	92,889,618	95,337,711	148,791	28,971	1,035,087,024	1.3377%
		69000 Northwestern Long Term Care Ins Co	0	0	42,617,006	0	0	42,617,006	0.0551%
			846,681,933	92,889,618	137,954,717	148,791	28,971	1,077,704,030	1.3928%
113	68446	Oceanview Life & Annuity Co							
		68446 Oceanview Life & Annuity Co	10,495	21,907	10,010	0	0	42,412	0.0001%
			10,495	21,907	10,010	0	0	42,412	0.0001%
114	704	OHIO NATL LIFE GRP							
		67172 Ohio Natl Life Ins Co	47,421,868	3,968,345	696,843	1,732,868	7,597,447	61,417,371	0.0794%
		89206 Ohio Natl Life Assur Corp	42,682,952	0	996,625	0	0	43,679,577	0.0564%
			90,104,820	3,968,345	1,693,468	1,732,868	7,597,447	105,096,948	0.1358%
115	67180	Ohio State Life Ins Co							
		67180 Ohio State Life Ins Co	2,285,529	847	0	204	0	2,286,580	0.0030%
			2,285,529	847	0	204	0	2,286,580	0.0030%
116	150	OLD REPUBLIC GRP							
		67261 Old Republic Life Ins Co	1,334,662	0	1,118	0	0	1,335,780	0.0017%
			1,334,662	0	1,118	0	0	1,335,780	0.0017%
117	619	OneAmerica Fin Partners Grp							
		60895 American United Life Ins Co	35,261,724	443,725,167	116,041	1,813,081	0	480,916,013	0.6215%
		69116 State Life Ins Co	134,921,589	50,637,834	3,134,377	3,215,731	0	191,909,531	0.2480%
		67911 Pioneer Mut Life Ins Co	4,028,855	20,727	0	0	0	4,049,582	0.0052%
			174,212,168	494,383,728	3,250,418	5,028,812	0	676,875,126	0.8748%

2019 CALIFORNIA LIFE & ANNUITY MARKET SHARE REPORT

Premium Written During The Calendar Year

Sorted by Group Name

Source: NAIC Database

Active companies only

Rec #	Group #	Group Name NAIC # Company Name	[1] Life Insurance	[2] Annuity Considerations	[3] Accident and Health	[4] Deposit Type Contracts	[5] Other Considerations	[6] Total Premium Sum of [1] thru [5]	[7] Market Share
118	709	PACIFIC LIFE GRP							
		67466 Pacific Life Ins Co	693,986,629	1,087,011,646	0	28,891,294	0	1,809,889,569	2.3390%
		97268 Pacific Life & Ann Co	272,054	69,215	0	0	0	341,269	0.0004%
			694,258,683	1,087,080,861	0	28,891,294	0	1,810,230,838	2.3395%
119	525	PAN AMER LIFE GRP							
		66427 Mutual Trust Life Ins Co a Pan Amer	29,295,541	56,778	15,214	0	0	29,367,533	0.0380%
		67539 Pan Amer Life Ins Co	417,710	13,980	26,201,821	0	0	26,633,511	0.0344%
		93459 Pan Amer Assur Co	2,284,312	0	0	0	0	2,284,312	0.0030%
			31,997,563	70,758	26,217,035	0	0	58,285,356	0.0753%
120	850	PENN MUT GRP							
		67644 Penn Mut Life Ins Co	108,101,183	26,858,630	459,795	4,951,848	0	140,371,456	0.1814%
		93262 Penn Ins & Ann Co	60,280,739	3,826,130	0	0	0	64,106,869	0.0828%
		68632 Vantis Life Ins Co	385,742	1,500	0	0	0	387,242	0.0005%
			168,767,664	30,686,260	459,795	4,951,848	0	204,865,567	0.2648%
121	367	PHYSICIANS MUT GRP							
		80578 Physicians Mut Ins Co	0	0	22,730,031	0	0	22,730,031	0.0294%
		72125 Physicians Life Ins Co	14,608,978	1,134,094	506,225	0	0	16,249,297	0.0210%
			14,608,978	1,134,094	23,236,256	0	0	38,979,328	0.0504%
122	629	PLATEAU GRP							
		97152 Plateau Ins Co	34,581	0	71,151	0	0	105,732	0.0001%
			34,581	0	71,151	0	0	105,732	0.0001%
123	4955	Powell Ins Grp							
		78662 Senior Life Ins Co	3,226,343	0	0	0	0	3,226,343	0.0042%
			3,226,343	0	0	0	0	3,226,343	0.0042%

2019 CALIFORNIA LIFE & ANNUITY MARKET SHARE REPORT

Premium Written During The Calendar Year

Sorted by Group Name

Source: NAIC Database

Active companies only

Rec #	Group #	Group Name NAIC # Company Name	[1] Life Insurance	[2] Annuity Considerations	[3] Accident and Health	[4] Deposit Type Contracts	[5] Other Considerations	[6] Total Premium Sum of [1] thru [5]	[7] Market Share
124	4750	Primerica Grp							
		65919 Primerica Life Ins Co	423,892,263	65,224	23,537	1,189,210	0	425,170,234	0.5495%
		61409 National Benefit Life Ins Co	1,365,204	0	66,295	327	0	1,431,826	0.0019%
			425,257,467	65,224	89,832	1,189,537	0	426,602,060	0.5513%
125	332	PRINCIPAL FIN GRP							
		61271 Principal Life Ins Co	139,818,953	357,752,461	266,286,340	1,132,143,790	453,949	1,896,455,493	2.4509%
		71161 Principal Natl Life Ins Co	122,730,021	0	0	0	0	122,730,021	0.1586%
			262,548,974	357,752,461	266,286,340	1,132,143,790	453,949	2,019,185,514	2.6095%
126	4947	Prosperity Life Ins Grp							
		60183 S USA Life Ins Co Inc	425,657	1,617,575	5,851	0	0	2,049,083	0.0026%
			425,657	1,617,575	5,851	0	0	2,049,083	0.0026%
127	304	PRUDENTIAL OF AMER GRP							
		68241 Prudential Ins Co Of Amer	371,606,144	587,360,003	144,670,574	34,423,272	3,603,883,377	4,741,943,370	6.1283%
		79227 Pruco Life Ins Co	528,890,716	576,015,197	0	4,734,141	0	1,109,640,054	1.4341%
		93629 Prudential Retirement Ins & Ann Co	0	5,633,119	0	238,135,345	390,706	244,159,170	0.3155%
		86630 Prudential Ann Life Assur Corp	217,721	81,152,059	0	2,245,320	0	83,615,100	0.1081%
			900,714,581	1,250,160,378	144,670,574	279,538,078	3,604,274,083	6,179,357,694	7.9860%
128	440	REGAL REINS GRP							
		66265 Monarch Life Ins Co	81,277	0	768,565	0	0	849,842	0.0011%
			81,277	0	768,565	0	0	849,842	0.0011%
129	477	Renaissance Hlth Serv Corp Grp							
		61700 Renaissance Life & Hlth Ins Co of Am	16,549	0	4,322,856	0	0	4,339,405	0.0056%
			16,549	0	4,322,856	0	0	4,339,405	0.0056%

2019 CALIFORNIA LIFE & ANNUITY MARKET SHARE REPORT

Premium Written During The Calendar Year

Sorted by Group Name

Source: NAIC Database

Active companies only

Rec #	Group #	Group Name NAIC # Company Name	[1] Life Insurance	[2] Annuity Considerations	[3] Accident and Health	[4] Deposit Type Contracts	[5] Other Considerations	[6] Total Premium Sum of [1] thru [5]	[7] Market Share
130	4639	RGA Inc Grp							
		93572 RGA Reins Co	0	0	7,880,485	0	0	7,880,485	0.0102%
		61182 Aurora Natl Life Assur Co	2,981,935	0	0	-925,935	0	2,056,000	0.0027%
			2,981,935	0	7,880,485	-925,935	0	9,936,485	0.0128%
131	60445	Sagicor Life Ins Co							
		60445 Sagicor Life Ins Co	4,912,808	8,320,852	1,494	2,438,036	0	15,673,190	0.0203%
			4,912,808	8,320,852	1,494	2,438,036	0	15,673,190	0.0203%
132	431	Sammons Enterprises Grp							
		66044 Midland Natl Life Ins Co	151,556,937	392,281,985	1,876	460,000	0	544,300,798	0.7034%
		66974 North Amer Co Life & Hlth Ins	104,768,933	299,220,443	8	1,448,147	0	405,437,531	0.5240%
		83607 Guggenheim Life & Ann Co	38,079	59,284,620	1,427	1,500,491	0	60,824,617	0.0786%
			256,363,949	750,787,048	3,311	3,408,638	0	1,010,562,946	1.3060%
133	4553	Savings Bank Life Grp							
		70435 The Savings Bank Mut Life Ins Co of	17,580,361	8,609,727	0	0	0	26,190,088	0.0338%
			17,580,361	8,609,727	0	0	0	26,190,088	0.0338%
134	4890	SBL Holdings Grp							
		68675 Security Benefit Life Ins Co	1,218,769	130,082,906	0	0	0	131,301,675	0.1697%
			1,218,769	130,082,906	0	0	0	131,301,675	0.1697%
135	68772	Security Mut Life Ins Co Of NY							
		68772 Security Mut Life Ins Co Of NY	4,760,684	2,500	16,203	0	0	4,779,387	0.0062%
			4,760,684	2,500	16,203	0	0	4,779,387	0.0062%

2019 CALIFORNIA LIFE & ANNUITY MARKET SHARE REPORT

Premium Written During The Calendar Year

Sorted by Group Name

Source: NAIC Database

Active companies only

Rec #	Group #	Group Name NAIC # Company Name	[1] Life Insurance	[2] Annuity Considerations	[3] Accident and Health	[4] Deposit Type Contracts	[5] Other Considerations	[6] Total Premium Sum of [1] thru [5]	[7] Market Share
136	454	SECURITY NATL GRP 69485 Security Natl Life Ins Co	7,757,572	171,247	1,457	7,528	0	7,937,804	0.0103%
			7,757,572	171,247	1,457	7,528	0	7,937,804	0.0103%
137	169	SENTRY INS GRP 68810 Sentry Life Ins Co 71099 Parker Centennial Assur Co	1,993,277 0	107,888,133 63,487	103 0	0 0	0 0	109,881,513 63,487	0.1420% 0.0001%
			1,993,277	107,951,620	103	0	0	109,945,000	0.1421%
138	4827	Southland Natl Holding Grp 93777 Pavonia Life Ins Co of MI	1,951,668	0	51,959	0	0	2,003,627	0.0026%
			1,951,668	0	51,959	0	0	2,003,627	0.0026%
139	176	STATE FARM GRP 69108 State Farm Life Ins Co	502,378,819	20,097,558	0	531,564	0	523,007,941	0.6759%
			502,378,819	20,097,558	0	531,564	0	523,007,941	0.6759%
140	4888	Sterling Financial Ins Grp Inc 89184 Sterling Investors Life Ins Co 91785 Sterling Nat Life Ins Co Inc	205,277 0	4,051,935 0	45,083 5,217	0 0	0 0	4,302,295 5,217	0.0056% 0.0000%
			205,277	4,051,935	50,300	0	0	4,307,512	0.0056%
141	4855	Sumitomo Life Ins Grp 68608 Symetra Life Ins Co 90581 Symetra Natl Life Ins Co	97,903,279 14,981	498,272,249 0	65,036,518 0	15,079,678 0	0 0	676,291,724 14,981	0.8740% 0.0000%
			97,918,260	498,272,249	65,036,518	15,079,678	0	676,306,705	0.8740%

2019 CALIFORNIA LIFE & ANNUITY MARKET SHARE REPORT

Premium Written During The Calendar Year

Sorted by Group Name

Source: NAIC Database

Active companies only

Rec #	Group #	Group Name NAIC # Company Name	[1] Life Insurance	[2] Annuity Considerations	[3] Accident and Health	[4] Deposit Type Contracts	[5] Other Considerations	[6] Total Premium Sum of [1] thru [5]	[7] Market Share
142	549	SUN LIFE ASSUR CO OF CN GRP							
		80802 US Br Sun Life Assur Co of Canada	77,303,268	0	183,379,304	0	0	260,682,572	0.3369%
		80926 Sun Life & Hlth Ins Co	6,059,274	0	679,761	0	0	6,739,035	0.0087%
		68047 Professional Ins Co	22,314	0	1,257,757	0	0	1,280,071	0.0017%
			83,384,856	0	185,316,822	0	0	268,701,678	0.3473%
143	69310	Surety Life Ins Co							
		69310 Surety Life Ins Co	11,395,208	102,271	12,557	0	0	11,510,036	0.0149%
			11,395,208	102,271	12,557	0	0	11,510,036	0.0149%
144	181	SWISS RE GRP							
		73504 Lumico Life Ins Co	1,475,436	0	7,404	0	0	1,482,840	0.0019%
		85561 Elips Life Ins Co	17,339	0	4,530	0	0	21,869	0.0000%
			1,492,775	0	11,934	0	0	1,504,709	0.0019%
145	1216	TIAA FAMILY GRP							
		69345 Teachers Ins & Ann Assoc Of Amer	15,731,964	668,279,013	578,972	30,037,198	0	714,627,147	0.9236%
		60142 TIAA Cref Life Ins Co	38,847,223	22,104,622	211,374	457,809,707	0	518,972,926	0.6707%
			54,579,187	690,383,635	790,346	487,846,905	0	1,233,600,073	1.5943%
146	69477	Time Ins Co							
		69477 Time Ins Co	833,040	0	6,729,258	0	0	7,562,298	0.0098%
			833,040	0	6,729,258	0	0	7,562,298	0.0098%
147	3098	Tokio Marine Holdings Inc GRP							
		68381 Reliance Standard Life Ins Co	46,934,508	97,531,722	85,103,745	0	0	229,569,975	0.2967%
		92711 HCC Life Ins Co	618,097	3,830	102,177,306	0	0	102,799,233	0.1329%
			47,552,605	97,535,552	187,281,051	0	0	332,369,208	0.4295%

2019 CALIFORNIA LIFE & ANNUITY MARKET SHARE REPORT

Premium Written During The Calendar Year

Sorted by Group Name

Source: NAIC Database

Active companies only

Rec #	Group #	Group Name NAIC # Company Name	[1] Life Insurance	[2] Annuity Considerations	[3] Accident and Health	[4] Deposit Type Contracts	[5] Other Considerations	[6] Total Premium Sum of [1] thru [5]	[7] Market Share
148	276	Trustmark Mut Holding Co GRP							
		61425 Trustmark Ins Co	51,437,789	3,013	11,984,679	0	0	63,425,481	0.0820%
		62863 Trustmark Life Ins Co	286,356	0	4,744,508	0	0	5,030,864	0.0065%
			51,724,145	3,013	16,729,187	0	0	68,456,345	0.0885%
149	4877	TWA & AMFI Corp Grp							
		69566 Trans World Assur Co	2,187,522	1,052,764	0	0	0	3,240,286	0.0042%
		60429 American Fidelity Life Ins Co	504,079	199,390	0	0	0	703,469	0.0009%
			2,691,601	1,252,154	0	0	0	3,943,755	0.0051%
150	11121	Unified Life Ins Co							
		11121 Unified Life Ins Co	540,852	3,404	2,185,451	0	0	2,729,707	0.0035%
			540,852	3,404	2,185,451	0	0	2,729,707	0.0035%
151	781	UNION LABOR GRP							
		69744 Union Labor Life Ins Co	6,536,352	0	13,957,015	0	0	20,493,367	0.0265%
			6,536,352	0	13,957,015	0	0	20,493,367	0.0265%
152	2878	United Heritage Mut Grp							
		63983 United Heritage Life Ins Co	3,193,985	387,762	45,061	300	0	3,627,108	0.0047%
			3,193,985	387,762	45,061	300	0	3,627,108	0.0047%
153	42129	United Security Assur Co Of PA							
		42129 United Security Assur Co Of PA	0	0	14,920	0	0	14,920	0.0000%
			0	0	14,920	0	0	14,920	0.0000%
154	200	UNITED SERV AUTOMOBILE ASSN GRP							
		69663 USAA Life Ins Co	105,596,508	66,672,545	42,648,060	2,044,391	0	216,961,504	0.2804%
			105,596,508	66,672,545	42,648,060	2,044,391	0	216,961,504	0.2804%

2019 CALIFORNIA LIFE & ANNUITY MARKET SHARE REPORT

Premium Written During The Calendar Year

Sorted by Group Name

Source: NAIC Database

Active companies only

Rec #	Group #	Group Name NAIC # Company Name	[1] Life Insurance	[2] Annuity Considerations	[3] Accident and Health	[4] Deposit Type Contracts	[5] Other Considerations	[6] Total Premium Sum of [1] thru [5]	[7] Market Share
155	707	UNITEDHEALTH GRP							
		79413 UnitedHealthcare Ins Co	8,369,782	0	3,448,222,779	0	0	3,456,592,561	4.4672%
		91529 Unimerica Ins Co	8,328,310	0	65,071,804	0	0	73,400,114	0.0949%
		61832 Chesapeake Life Ins Co	4,805,300	114,243	19,535,140	0	0	24,454,683	0.0316%
		70785 Pacificare Life & Hlth Ins Co	0	0	5,693,613	0	0	5,693,613	0.0074%
		62286 Golden Rule Ins Co	858,772	-51,915	4,073,452	0	0	4,880,309	0.0063%
		66087 Mid West Natl Life Ins Co Of TN	842,576	42,220	1,202,484	0	0	2,087,280	0.0027%
		98205 Natl Foundation Life Ins Co	16,782	0	876,754	0	0	893,536	0.0012%
		97179 UnitedHealthcare Life Ins Co	0	0	257,077	0	0	257,077	0.0003%
		69647 Optum Ins of OH Inc	95,354	462	0	0	0	95,816	0.0001%
			23,316,876	105,010	3,544,933,103	0	0	3,568,354,989	4.6116%
156	63819	Unity Financial Life Ins Co							
		63819 Unity Financial Life Ins Co	866,618	0	0	0	0	866,618	0.0011%
			866,618	0	0	0	0	866,618	0.0011%
157	565	UNUM GRP							
		62235 Unum Life Ins Co Of Amer	133,793,585	5,924	331,358,131	8,531	0	465,166,171	0.6012%
		62049 Colonial Life & Accident Ins Co	36,173,989	28,250	137,404,660	0	0	173,606,899	0.2244%
		68195 Provident Life & Accident Ins Co	20,252,797	0	88,521,697	0	0	108,774,494	0.1406%
		68985 Starmount Life Ins Co	103,752	0	16,790,249	0	0	16,894,001	0.0218%
		67598 Paul Revere Life Ins Co	521,966	0	14,912,198	0	0	15,434,164	0.0199%
		67601 Unum Ins Co	136,228	0	1,133,319	2,297,715	0	3,567,262	0.0046%
			190,982,317	34,174	590,120,254	2,306,246	0	783,442,991	1.0125%
158	70955	USA Life One Ins Co Of IN							
		70955 USA Life One Ins Co Of IN	1,132	0	0	0	0	1,132	0.0000%
			1,132	0	0	0	0	1,132	0.0000%

2019 CALIFORNIA LIFE & ANNUITY MARKET SHARE REPORT

Premium Written During The Calendar Year

Sorted by Group Name

Source: NAIC Database

Active companies only

Rec #	Group #	Group Name NAIC # Company Name	[1] Life Insurance	[2] Annuity Considerations	[3] Accident and Health	[4] Deposit Type Contracts	[5] Other Considerations	[6] Total Premium Sum of [1] thru [5]	[7] Market Share
159	4832	Voya Financial Grp							
		86509 Voya Retirement Ins & Ann Co	8,127,214	1,226,820,150	0	1,021,185	148,576,040	1,384,544,589	1.7893%
		67105 Reliastar Life Ins Co	185,070,870	28,491,238	224,789,632	106,101	0	438,457,841	0.5666%
		68713 Security Life Of Denver Ins Co	180,186,896	1,352	0	0	0	180,188,248	0.2329%
		61360 Reliastar Life Ins Co Of NY	2,686,813	5,400	1,843,257	0	0	4,535,470	0.0059%
		66109 Midwestern United Life Ins Co	206,359	100	0	0	0	206,459	0.0003%
			376,278,152	1,255,318,240	226,632,889	1,127,286	148,576,040	2,007,932,607	2.5950%
160	836	WEST SOUTHERN GRP							
		92622 Western Southern Life Assur Co	7,848,175	93,162,315	0	3,286,858	0	104,297,348	0.1348%
		70939 Gerber Life Ins Co	37,916,719	0	38,056,969	0	0	75,973,688	0.0982%
		99937 Columbus Life Ins Co	63,525,696	4,647,750	636	0	0	68,174,082	0.0881%
		65242 Lafayette Life Ins Co	32,668,224	21,354,336	13,867	170,000	0	54,206,427	0.0701%
		74780 Integrity Life Ins Co	14,203	32,836,158	0	2,315,385	0	35,165,746	0.0454%
		70483 Western & Southern Life Ins Co	10,530,483	0	739,767	0	0	11,270,250	0.0146%
			152,503,500	152,000,559	38,811,239	5,772,243	0	349,087,541	0.4511%
161	4213	Wilton Re Grp							
		65900 Wilco Life Ins Co	27,783,551	14,463	1,072,766	0	0	28,870,780	0.0373%
		69396 Texas Life Ins Co	28,260,489	0	0	0	0	28,260,489	0.0365%
		62413 Wilcac Life Ins Co	783,946	11,346	2,674	825,509	0	1,623,475	0.0021%
		60704 Wilton Reassur Life Co of NY	466,563	3,425	7,251	0	0	477,239	0.0006%
			57,294,549	29,234	1,082,691	825,509	0	59,231,983	0.0765%
162	98	WR Berkley Corp GRP							
		64890 Berkley Life & Hlth Ins Co	2,570	0	34,054,395	31	0	34,056,996	0.0440%
			2,570	0	34,054,395	31	0	34,056,996	0.0440%

2019 CALIFORNIA LIFE & ANNUITY MARKET SHARE REPORT

Premium Written During The Calendar Year

Sorted by Group Name

Source: NAIC Database

Active companies only

Rec #	Group #	Group Name NAIC # Company Name	[1] Life Insurance	[2] Annuity Considerations	[3] Accident and Health	[4] Deposit Type Contracts	[5] Other Considerations	[6] Total Premium Sum of [1] thru [5]	[7] Market Share
163	212	ZURICH INS GRP							
		63177 Farmers New World Life Ins Co	323,980,756	7,585,263	5,837,946	8,436,974	0	345,840,939	0.4470%
		90557 Zurich Amer Life Ins Co	34,874,926	5,602,834	11,353,573	0	0	51,831,333	0.0670%
		80896 Centre Life Ins Co	0	0	2,016,473	0	0	2,016,473	0.0026%
			358,855,682	13,188,097	19,207,992	8,436,974	0	399,688,745	0.5165%
Total:			18,844,928,888	27,990,914,812	17,468,449,227	2,875,187,670	10,198,187,809	77,377,668,406	100.0000%

2019 CALIFORNIA LIFE & ANNUITY MARKET SHARE REPORT

Premiums Written During The Calendar Year
Sorted By Market Share [Written Premium]

Record Count	Company Code	Company Name	Life Insurance	Annuity Considerations	Accident And Health	Deposit Type Contract Funds	Other Considerations	Total	Market Share
1	68241	Prudential Ins Co Of Amer	371,606,144	587,360,003	144,670,574	34,423,272	3,603,883,377	4,741,943,370	6.128310%
2	79413	UnitedHealthcare Ins Co	8,369,782	0	3,448,222,779	0	0	3,456,592,561	4.467171%
3	65935	Massachusetts Mut Life Ins Co	930,521,283	814,638,033	65,389,125	379,744,197	541,868,466	2,732,161,104	3.530943%
4	65838	John Hancock Life Ins Co USA	525,228,012	3,682,304	103,037,053	4,750,000	1,999,126,076	2,635,823,445	3.406439%
5	65676	Lincoln Natl Life Ins Co	812,501,355	1,546,324,804	96,273,337	0	0	2,455,099,496	3.172879%
6	60488	American Gen Life Ins Co	557,766,089	1,626,001,704	6,439,988	50,353,841	(68)	2,240,561,554	2.895618%
7	65978	Metropolitan Life Ins Co	877,686,680	242,431,171	874,952,314	17,542,226	163,984,250	2,176,596,641	2.812952%
8	60054	Aetna Life Ins Co	45,999,120	981,343	1,945,651,560	5,497,920	0	1,998,129,943	2.582308%
9	65056	Jackson Natl Life Ins Co	81,249,165	1,860,940,928	3,295,783	1,240,795	0	1,946,726,671	2.515877%
10	62825	Anthem Blue Cross Life & Hlth Ins Co	59,998,587	0	1,838,047,687	0	0	1,898,046,274	2.452964%
11	61271	Principal Life Ins Co	139,818,953	357,752,461	266,286,340	1,132,143,790	453,949	1,896,455,493	2.450908%
12	90611	Allianz Life Ins Co Of N Amer	230,752,078	1,581,218,906	8,994,490	0	0	1,820,965,474	2.353348%
13	67466	Pacific Life Ins Co	693,986,629	1,087,011,646	0	28,891,294	0	1,809,889,569	2.339033%
14	86231	Transamerica Life Ins Co	460,172,226	331,937,220	103,560,048	311,582	898,222,951	1,794,204,027	2.318762%
15	91596	New York Life Ins & Ann Corp	285,392,717	1,455,751,894	0	33,790,961	0	1,774,935,572	2.293860%
16	66915	New York Life Ins Co	1,188,644,989	109,670,628	71,118,629	0	377,598,032	1,747,032,278	2.257799%
17	67369	Cigna Hlth & Life Ins Co	28,194	0	1,667,051,045	0	0	1,667,079,239	2.154471%
18	70688	Transamerica Financial Life Ins Co	948,837	550,770	869,172	0	1,623,562,085	1,625,930,864	2.101292%
19	86509	Voya Retirement Ins & Ann Co	8,127,214	1,226,820,150	0	1,021,185	148,576,040	1,384,544,589	1.789334%
20	62944	AXA Equitable Life Ins Co	212,623,718	1,028,641,446	3,655,053	0	32,604,490	1,277,524,707	1.651025%
21	61689	Athene Ann & Life Co	10,348,341	1,217,797,145	78,136	99,295	0	1,228,322,917	1.587439%
22	66869	Nationwide Life Ins Co	112,291,519	1,021,304,513	18,770,914	0	0	1,152,366,946	1.489276%
23	79227	Pruco Life Ins Co	528,890,716	576,015,197	0	4,734,141	0	1,109,640,054	1.434057%
24	66141	Health Net Life Ins Co	960,758	0	1,039,870,950	0	0	1,040,831,708	1.345132%
25	67091	Northwestern Mut Life Ins Co	846,681,933	92,889,618	95,337,711	148,791	28,971	1,035,087,024	1.337708%
26	65528	Life Ins Co Of The Southwest	480,386,734	474,120,136	569	355,285	0	954,862,724	1.234029%
27	92657	Nationwide Life & Ann Ins Co	326,001,082	563,835,684	0	0	0	889,836,766	1.149992%
28	87726	Brighthouse Life Ins Co	241,274,034	626,273,500	11,170,940	228,923	27,393	878,974,790	1.135954%
29	64246	Guardian Life Ins Co Of Amer	274,357,654	770,747	487,283,836	114,189	0	762,526,426	0.985461%
30	91642	Forethought Life Ins Co	35,677,456	710,200,789	2,463,264	4,713,046	0	753,054,555	0.973219%
31	66281	Transamerica Premier Life Ins Co	593,698,033	84,190,802	48,754,198	14,620	224,220	726,881,873	0.939395%

2019 CALIFORNIA LIFE & ANNUITY MARKET SHARE REPORT

Premiums Written During The Calendar Year
Sorted By Market Share [Written Premium]

Record Count	Company Code	Company Name	Life Insurance	Annuity Considerations	Accident And Health	Deposit Type Contract Funds	Other Considerations	Total	Market Share
32	69345	Teachers Ins & Ann Assoc Of Amer	15,731,964	668,279,013	578,972	30,037,198	0	714,627,147	0.923557%
33	66168	Minnesota Life Ins Co	304,366,860	111,613,012	34,303,497	72,244,179	174,692,162	697,219,710	0.901061%
34	97136	Metropolitan Tower Life Ins Co	45,716,895	645,061,428	735,009	0	0	691,513,332	0.893686%
35	68608	Symetra Life Ins Co	97,903,279	498,272,249	65,036,518	15,079,678	0	676,291,724	0.874014%
36	69019	Standard Ins Co	115,702,010	39,020,407	247,401,812	738,000	235,868,770	638,730,999	0.825472%
37	63274	Fidelity & Guar Life Ins Co	103,182,697	482,602,857	0	0	0	585,785,554	0.757047%
38	68322	Great W Life & Ann Ins Co	28,273,587	534,295,618	4,051,253	3,418,015	0	570,038,473	0.736696%
39	66044	Midland Natl Life Ins Co	151,556,937	392,281,985	1,876	460,000	0	544,300,798	0.703434%
40	65498	Life Ins Co Of N Amer	251,288,542	0	286,152,478	0	0	537,441,020	0.694569%
41	65005	RiverSource Life Ins Co	120,726,810	375,621,471	28,335,767	460,567	0	525,144,615	0.678677%
42	69108	State Farm Life Ins Co	502,378,819	20,097,558	0	531,564	0	523,007,941	0.675916%
43	60142	TIAA Cref Life Ins Co	38,847,223	22,104,622	211,374	457,809,707	0	518,972,926	0.670701%
44	60895	American United Life Ins Co	35,261,724	443,725,167	116,041	1,813,081	0	480,916,013	0.621518%
45	62235	Unum Life Ins Co Of Amer	133,793,585	5,924	331,358,131	8,531	0	465,166,171	0.601163%
46	61301	Ameritas Life Ins Corp	77,935,561	236,456,537	108,479,941	18,900,121	0	441,772,160	0.570930%
47	67105	Reliastar Life Ins Co	185,070,870	28,491,238	224,789,632	106,101	0	438,457,841	0.566646%
48	65919	Primerica Life Ins Co	423,892,263	65,224	23,537	1,189,210	0	425,170,234	0.549474%
49	60380	American Family Life Assur Co of Col	28,001,854	0	389,548,699	0	0	417,550,553	0.539627%
50	63312	Great Amer Life Ins Co	6,401,971	404,259,630	5,399	324,505	0	410,991,505	0.531150%
51	69868	United Of Omaha Life Ins Co	211,026,933	78,819,149	73,258,083	42,434,331	275,012	405,813,508	0.524458%
52	66974	North Amer Co Life & Hlth Ins	104,768,933	299,220,443	8	1,448,147	0	405,437,531	0.523972%
53	68136	Protective Life Ins Co	200,779,742	187,537,664	304,996	6,148,717	0	394,771,119	0.510187%
54	70238	Variable Ann Life Ins Co	0	326,983,191	0	49,415,933	0	376,399,124	0.486444%
55	63177	Farmers New World Life Ins Co	323,980,756	7,585,263	5,837,946	8,436,974	0	345,840,939	0.446952%
56	65315	Lincoln Life Assur Co of Boston	116,422,441	821,393	223,776,201	0	0	341,020,035	0.440722%
57	71854	AAA Life Ins Co	267,031,539	55,280,384	15,074,728	519,430	0	337,906,081	0.436697%
58	70025	Genworth Life Ins Co	31,958,566	536,440	296,135,503	0	0	328,630,509	0.424710%
59	60410	American Fidelity Assur Co	41,710,915	113,913,431	170,862,071	926,342	0	327,412,759	0.423136%
60	88072	Talcott Resolution Life Ins Co	3,644,112	13,688,871	1,293,600	159,975,156	137,568,882	316,170,621	0.408607%
61	70815	Hartford Life & Accident Ins Co	127,763,225	0	177,364,423	0	0	305,127,648	0.394336%
62	80802	US Br Sun Life Assur Co of Canada	77,303,268	0	183,379,304	0	0	260,682,572	0.336896%

2019 CALIFORNIA LIFE & ANNUITY MARKET SHARE REPORT

Premiums Written During The Calendar Year
Sorted By Market Share [Written Premium]

Record Count	Company Code	Company Name	Life Insurance	Annuity Considerations	Accident And Health	Deposit Type Contract Funds	Other Considerations	Total	Market Share
63	92738	American Equity Invest Life Ins Co	21,804	256,018,521	0	0	0	256,040,325	0.330897%
64	61557	Blue Shield of CA Life & Hlth Ins Co	10,397,623	0	237,832,565	0	0	248,230,188	0.320803%
65	93629	Prudential Retirement Ins & Ann Co	0	5,633,119	0	238,135,345	390,706	244,159,170	0.315542%
66	68381	Reliance Standard Life Ins Co	46,934,508	97,531,722	85,103,745	0	0	229,569,975	0.296688%
67	69663	USAA Life Ins Co	105,596,508	66,672,545	42,648,060	2,044,391	0	216,961,504	0.280393%
68	60739	American Natl Ins Co	80,116,109	118,740,263	904,456	12,479,396	0	212,240,224	0.274291%
69	88668	Mutual Of Amer Life Ins Co	338,630	180,942	102,666	0	208,765,695	209,387,933	0.270605%
70	62200	Accordia Life & Ann Co	207,567,178	0	0	0	0	207,567,178	0.268252%
71	69116	State Life Ins Co	134,921,589	50,637,834	3,134,377	3,215,731	0	191,909,531	0.248017%
72	65595	Lincoln Benefit Life Co	163,721,958	4,273,684	9,186,200	4,499,873	0	181,681,715	0.234799%
73	68713	Security Life Of Denver Ins Co	180,186,896	1,352	0	0	0	180,188,248	0.232869%
74	81264	Nippon Life Ins Co Of Amer	692,630	0	175,440,978	0	0	176,133,608	0.227628%
75	62049	Colonial Life & Accident Ins Co	36,173,989	28,250	137,404,660	0	0	173,606,899	0.224363%
76	93696	Fidelity Investments Life Ins Co	1,933,360	171,109,686	0	0	0	173,043,046	0.223634%
77	93432	CM Life Ins Co	22,384,273	137,786,337	0	0	0	160,170,610	0.206998%
78	79065	Delaware Life Ins Co	2,961,116	152,004,086	0	0	0	154,965,202	0.200271%
79	94250	Banner Life Ins Co	122,440,311	31,080,959	609,080	0	0	154,130,350	0.199192%
80	66583	National Guardian Life Ins Co	79,071,821	5,133,870	60,121,167	1,817,741	0	146,144,599	0.188872%
81	67644	Penn Mut Life Ins Co	108,101,183	26,858,630	459,795	4,951,848	0	140,371,456	0.181411%
82	67989	American Memorial Life Ins Co	135,739,164	409,603	0	0	0	136,148,767	0.175954%
83	68802	Sentinel Security Life Ins Co	2,239,139	129,295,967	170,925	0	0	131,706,031	0.170212%
84	68675	Security Benefit Life Ins Co	1,218,769	130,082,906	0	0	0	131,301,675	0.169689%
85	65536	Genworth Life & Ann Ins Co	128,137,055	1,569,993	1,361,330	0	0	131,068,378	0.169388%
86	60577	American Income Life Ins Co	122,664,925	0	8,374,355	0	0	131,039,280	0.169350%
87	64017	Jefferson Natl Life Ins Co	1,131,891	125,479,559	11,403	3,013,641	0	129,636,494	0.167537%
88	93742	Securian Life Ins Co	109,134,420	5,977,712	9,105,377	4,487,363	0	128,704,872	0.166333%
89	71161	Principal Natl Life Ins Co	122,730,021	0	0	0	0	122,730,021	0.158612%
90	62626	CMFG Life Ins Co	33,816,021	7,384,482	38,159,368	352,897	39,704,160	119,416,928	0.154330%
91	61263	Bankers Life & Cas Co	32,681,480	45,331,448	40,026,823	0	0	118,039,751	0.152550%
92	62510	Equitrust Life Ins Co	1,326,304	108,384,117	0	3,647,763	0	113,358,184	0.146500%
93	71153	Talcott Resolution Life & Ann Ins Co	95,813,521	11,764,934	15,754	0	2,850,565	110,444,774	0.142735%

2019 CALIFORNIA LIFE & ANNUITY MARKET SHARE REPORT

Premiums Written During The Calendar Year
Sorted By Market Share [Written Premium]

Record Count	Company Code	Company Name	Life Insurance	Annuity Considerations	Accident And Health	Deposit Type Contract Funds	Other Considerations	Total	Market Share
94	68810	Sentry Life Ins Co	1,993,277	107,888,133	103	0	0	109,881,513	0.142007%
95	68195	Provident Life & Accident Ins Co	20,252,797	0	88,521,697	0	0	108,774,494	0.140576%
96	78077	Equitable Financial Life Ins Co of A	100,567,270	1,750,703	6,322,040	0	0	108,640,013	0.140402%
97	92622	Western Southern Life Assur Co	7,848,175	93,162,315	0	3,286,858	0	104,297,348	0.134790%
98	92711	HCC Life Ins Co	618,097	3,830	102,177,306	0	0	102,799,233	0.132854%
99	93548	PHL Variable Ins Co	41,104,739	59,918,996	0	0	0	101,023,735	0.130559%
100	65927	Lincoln Heritage Life Ins Co	97,881,553	3,207	212,461	0	0	98,097,221	0.126777%
101	61999	Americo Fin Life & Ann Ins Co	19,332,595	76,346,295	86,045	250,419	0	96,015,354	0.124087%
102	60232	Lombard Intl Life Assur Co	723,676	85,979,755	0	0	0	86,703,431	0.112052%
103	71412	Mutual Of Omaha Ins Co	0	0	86,221,061	0	0	86,221,061	0.111429%
104	86630	Prudential Ann Life Assur Corp	217,721	81,152,059	0	2,245,320	0	83,615,100	0.108061%
105	64238	Guaranty Income Life Ins Co	5,221	81,915,485	194,520	597,924	0	82,713,150	0.106895%
106	70939	Gerber Life Ins Co	37,916,719	0	38,056,969	0	0	75,973,688	0.098186%
107	91529	Unimerica Ins Co	8,328,310	0	65,071,804	0	0	73,400,114	0.094860%
108	70335	West Coast Life Ins Co	71,786,730	4,502	704	0	0	71,791,936	0.092781%
109	99937	Columbus Life Ins Co	63,525,696	4,647,750	636	0	0	68,174,082	0.088106%
110	93262	Penn Ins & Ann Co	60,280,739	3,826,130	0	0	0	64,106,869	0.082849%
111	61425	Trustmark Ins Co	51,437,789	3,013	11,984,679	0	0	63,425,481	0.081969%
112	67172	Ohio Natl Life Ins Co	47,421,868	3,968,345	696,843	1,732,868	7,597,447	61,417,371	0.079374%
113	71870	Fidelity Security Life Ins Co	2,720,515	148,446	58,036,105	0	0	60,905,066	0.078711%
114	83607	Guggenheim Life & Ann Co	38,079	59,284,620	1,427	1,500,491	0	60,824,617	0.078607%
115	60534	American Heritage Life Ins Co	5,571,279	7,042	52,406,470	0	0	57,984,791	0.074937%
116	62146	Combined Ins Co Of Amer	4,827,916	0	53,070,811	0	0	57,898,727	0.074826%
117	91472	Globe Life & Accident Ins Co	52,054,972	0	3,046,767	0	0	55,101,739	0.071211%
118	65242	Lafayette Life Ins Co	32,668,224	21,354,336	13,867	170,000	0	54,206,427	0.070054%
119	71714	Berkshire Life Ins Co of Amer	556,404	0	51,743,602	0	0	52,300,006	0.067591%
120	90557	Zurich Amer Life Ins Co	34,874,926	5,602,834	11,353,573	0	0	51,831,333	0.066985%
121	60186	Allstate Life Ins Co	48,704,399	162,259	2,139,180	0	0	51,005,838	0.065918%
122	71730	Continental Amer Ins Co	693,522	0	47,833,413	0	0	48,526,935	0.062714%
123	62065	Colonial Penn Life Ins Co	22,946,065	0	25,447,212	0	0	48,393,277	0.062542%
124	66850	National Western Life Ins Co	22,657,840	23,830,540	0	415,113	0	46,903,493	0.060616%

2019 CALIFORNIA LIFE & ANNUITY MARKET SHARE REPORT

Premiums Written During The Calendar Year
Sorted By Market Share [Written Premium]

Record Count	Company Code	Company Name	Life Insurance	Annuity Considerations	Accident And Health	Deposit Type Contract Funds	Other Considerations	Total	Market Share
125	78778	Guardian Ins & Ann Co Inc	2,169,356	43,936,808	0	2,857	312,524	46,421,545	0.059993%
126	71390	Puritan Life Ins Co of Amer	388,413	44,347,123	45,137	0	0	44,780,673	0.057873%
127	86126	Members Life Ins Co	85,955	44,521,538	0	0	0	44,607,493	0.057649%
128	61069	Anthem Life Ins Co	5,314,532	0	38,679,484	0	0	43,994,016	0.056856%
129	89206	Ohio Natl Life Assur Corp	42,682,952	0	996,625	0	0	43,679,577	0.056450%
130	69000	Northwestern Long Term Care Ins Co	0	0	42,617,006	0	0	42,617,006	0.055077%
131	70866	Allstate Assur Co	40,536,713	0	0	0	0	40,536,713	0.052388%
132	65722	Loyal Amer Life Ins Co	117,306	891	39,628,232	1,450	0	39,747,879	0.051369%
133	92916	United Amer Ins Co	525,764	342,221	37,208,090	0	0	38,076,075	0.049208%
134	87963	National Teachers Assoc Life Ins Co	371,755	0	37,362,698	0	0	37,734,453	0.048767%
135	74780	Integrity Life Ins Co	14,203	32,836,158	0	2,315,385	0	35,165,746	0.045447%
136	62308	Connecticut Gen Life Ins Co	25,867,091	12,000	8,249,987	352,879	0	34,481,957	0.044563%
137	66680	National Life Ins Co	32,669,197	88,858	1,512,130	0	0	34,270,185	0.044290%
138	64890	Berkley Life & Hlth Ins Co	2,570	0	34,054,395	31	0	34,056,996	0.044014%
139	64513	Horace Mann Life Ins Co	6,133,673	26,625,833	10,264	0	0	32,769,770	0.042350%
140	64505	Homesteaders Life Co	32,370,805	258,290	0	0	0	32,629,095	0.042169%
141	93440	HM Life Ins Co	4,580	0	32,428,543	0	0	32,433,123	0.041915%
142	76112	Oxford Life Ins Co	3,038,401	27,893,333	392,663	0	0	31,324,397	0.040482%
143	68543	Liberty Bankers Life Ins Co	1,069,279	29,234,677	2,447	389,549	0	30,695,952	0.039670%
144	66427	Mutual Trust Life Ins Co a Pan Amer	29,295,541	56,778	15,214	0	0	29,367,533	0.037953%
145	65900	Wilco Life Ins Co	27,783,551	14,463	1,072,766	0	0	28,870,780	0.037312%
146	71480	Great Western Ins Co	27,743,165	1,030,148	0	0	0	28,773,313	0.037186%
147	69396	Texas Life Ins Co	28,260,489	0	0	0	0	28,260,489	0.036523%
148	92444	Companion Life Ins Co of CA	954	6,500	28,056,866	0	0	28,064,320	0.036269%
149	70408	Union Security Ins Co	10,063,703	299,464	17,082,427	0	0	27,445,594	0.035470%
150	70319	Washington Natl Ins Co	6,528,723	599,703	19,541,959	0	0	26,670,385	0.034468%
151	67539	Pan Amer Life Ins Co	417,710	13,980	26,201,821	0	0	26,633,511	0.034420%
152	70435	The Savings Bank Mut Life Ins Co of	17,580,361	8,609,727	0	0	0	26,190,088	0.033847%
153	61832	Chesapeake Life Ins Co	4,805,300	114,243	19,535,140	0	0	24,454,683	0.031604%
154	93661	Annuity Investors Life Ins Co	0	24,250,796	0	0	0	24,250,796	0.031341%
155	80578	Physicians Mut Ins Co	0	0	22,730,031	0	0	22,730,031	0.029375%

2019 CALIFORNIA LIFE & ANNUITY MARKET SHARE REPORT

Premiums Written During The Calendar Year
Sorted By Market Share [Written Premium]

Record Count	Company Code	Company Name	Life Insurance	Annuity Considerations	Accident And Health	Deposit Type Contract Funds	Other Considerations	Total	Market Share
156	71439	Assurity Life Ins Co	15,295,613	512,671	6,732,373	134,716	0	22,675,373	0.029305%
157	13183	Eagle Life Ins Co	0	20,738,634	0	0	0	20,738,634	0.026802%
158	69744	Union Labor Life Ins Co	6,536,352	0	13,957,015	0	0	20,493,367	0.026485%
159	65129	Kansas City Life Ins Co	15,272,497	2,640,082	1,560,644	525,065	0	19,998,288	0.025845%
160	80985	4 Ever Life Ins Co	482,171	0	18,438,854	(29,689)	0	18,891,336	0.024414%
161	69930	United Ins Co Of Amer	18,235,460	0	574,653	0	0	18,810,113	0.024309%
162	82538	National Hlth Ins Co	489	0	17,252,222	0	0	17,252,711	0.022297%
163	68500	Continental Life Ins Co Brentwood	5,232	0	16,896,525	0	0	16,901,757	0.021843%
164	68985	Starmount Life Ins Co	103,752	0	16,790,249	0	0	16,894,001	0.021833%
165	67814	Nassau Life Ins Co	16,301,734	44,758	97,723	0	0	16,444,215	0.021252%
166	72125	Physicians Life Ins Co	14,608,978	1,134,094	506,225	0	0	16,249,297	0.021000%
167	67652	First Penn Pacific Life Ins Co	15,921,989	21,563	4,177	0	0	15,947,729	0.020610%
168	60445	Sagicor Life Ins Co	4,912,808	8,320,852	1,494	2,438,036	0	15,673,190	0.020255%
169	67598	Paul Revere Life Ins Co	521,966	0	14,912,198	0	0	15,434,164	0.019947%
170	64343	Pacific Guardian Life Ins Co Ltd	13,379,385	148	524	1,629,217	0	15,009,274	0.019397%
171	63258	Federated Life Ins Co	11,812,327	572,243	2,130,719	0	0	14,515,289	0.018759%
172	91693	IA Amer Life Ins Co	13,956,712	193,105	8,037	0	0	14,157,854	0.018297%
173	63290	Fidelity Life Assn A Legal Reserve L	13,492,053	0	21,076	0	0	13,513,129	0.017464%
174	71773	American Natl Life Ins Co Of TX	147,562	0	12,841,584	0	0	12,989,146	0.016787%
175	72850	United World Life Ins Co	88,408	0	12,389,757	0	0	12,478,165	0.016126%
176	81779	Individual Assur Co Life Hlth & Acc	0	0	12,296,996	0	0	12,296,996	0.015892%
177	68594	American Amicable Life Ins Co Of TX	11,497,178	583,470	0	0	0	12,080,648	0.015613%
178	60518	American Hlth & Life Ins Co	7,192,616	0	4,446,899	24,339	0	11,663,854	0.015074%
179	69310	Surety Life Ins Co	11,395,208	102,271	12,557	0	0	11,510,036	0.014875%
180	66370	Mony Life Ins Co	9,654,936	6,384	1,650,456	0	0	11,311,776	0.014619%
181	70483	Western & Southern Life Ins Co	10,530,483	0	739,767	0	0	11,270,250	0.014565%
182	91626	New England Life Ins Co	10,500,368	450,822	31,362	0	0	10,982,552	0.014193%
183	70106	United States Life Ins Co in the Cit	2,304,734	5,424,838	3,094,419	0	0	10,823,991	0.013989%
184	80942	Voya Ins & Ann Co	1,716,788	8,941,847	171	0	0	10,658,806	0.013775%
185	63495	Foresters Life Ins Ann Co	7,171,556	3,033,520	249	0	0	10,205,325	0.013189%
186	76236	The Cincinnati Life Ins Co	8,254,887	631,438	11,235	0	0	8,897,560	0.011499%

2019 CALIFORNIA LIFE & ANNUITY MARKET SHARE REPORT

Premiums Written During The Calendar Year
Sorted By Market Share [Written Premium]

Record Count	Company Code	Company Name	Life Insurance	Annuity Considerations	Accident And Health	Deposit Type Contract Funds	Other Considerations	Total	Market Share
187	61883	ManhattanLife Assur Co of Amer	269,769	0	8,551,738	0	0	8,821,507	0.011401%
188	61212	Baltimore Life Ins Co	6,035,510	0	5,745	2,629,157	0	8,670,412	0.011205%
189	84824	Commonwealth Ann & Life Ins Co	2,724,664	4,927,356	4,621	622,297	0	8,278,938	0.010699%
190	86355	Standard Life & Accident Ins Co	899,774	5,750	7,333,318	0	0	8,238,842	0.010648%
191	69485	Security Natl Life Ins Co	7,757,572	171,247	1,457	7,528	0	7,937,804	0.010259%
192	93572	RGA Reins Co	0	0	7,880,485	0	0	7,880,485	0.010184%
193	65870	Manhattan Life Ins Co	1,111,278	6,389,323	178,936	0	0	7,679,537	0.009925%
194	69477	Time Ins Co	833,040	0	6,729,258	0	0	7,562,298	0.009773%
195	77879	5 Star Life Ins Co	7,521,741	0	23,536	0	0	7,545,277	0.009751%
196	84530	US Financial Life Ins Co	7,542,173	0	0	0	0	7,542,173	0.009747%
197	80314	Unicare Life & Hlth Ins Co	4,429,012	0	3,027,022	0	0	7,456,034	0.009636%
198	77968	Family Heritage Life Ins Co Of Amer	56,154	0	6,919,341	0	0	6,975,495	0.009015%
199	80926	Sun Life & Hlth Ins Co	6,059,274	0	679,761	0	0	6,739,035	0.008709%
200	77720	LifeSecure Ins Co	349,834	9,562	6,329,520	0	0	6,688,916	0.008645%
201	69515	Medamerica Ins Co	0	0	6,298,270	0	0	6,298,270	0.008140%
202	65331	Liberty Natl Life Ins Co	6,080,335	937	189,792	0	0	6,271,064	0.008104%
203	72222	Amica Life Ins Co	5,869,193	246,611	0	0	0	6,115,804	0.007904%
204	60216	Amalgamated Life Ins Co	238,963	0	5,657,232	0	0	5,896,195	0.007620%
205	14406	Industrial Alliance Ins & Fin Serv I	3,900,371	1,944,634	0	0	0	5,845,005	0.007554%
206	76023	Columbian Life Ins Co	5,800,564	2,218	0	0	0	5,802,782	0.007499%
207	80659	US Business of Canada Life Assur Co	5,396,517	116,116	205,477	0	0	5,718,110	0.007390%
208	61395	Beneficial Life Ins Co	5,543,776	161,179	222	17	0	5,705,194	0.007373%
209	70785	Pacificare Life & Hlth Ins Co	0	0	5,693,613	0	0	5,693,613	0.007358%
210	71404	Continental Gen Ins Co	359,195	529,630	4,700,634	0	0	5,589,459	0.007224%
211	84174	ELCO Mut Life & Ann	11,534	5,475,847	0	0	0	5,487,381	0.007092%
212	62863	Trustmark Life Ins Co	286,356	0	4,744,508	0	0	5,030,864	0.006502%
213	64211	Guarantee Trust Life Ins Co	2,044,420	8,177	2,886,596	0	0	4,939,193	0.006383%
214	62286	Golden Rule Ins Co	858,772	(51,915)	4,073,452	0	0	4,880,309	0.006307%
215	67148	Occidental Life Ins Co Of NC	3,691,819	1,169,003	0	0	0	4,860,822	0.006282%
216	68772	Security Mut Life Ins Co Of NY	4,760,684	2,500	16,203	0	0	4,779,387	0.006177%
217	81353	NYLife Ins Co Of AZ	4,737,325	0	0	0	0	4,737,325	0.006122%

2019 CALIFORNIA LIFE & ANNUITY MARKET SHARE REPORT

Premiums Written During The Calendar Year
Sorted By Market Share [Written Premium]

Record Count	Company Code	Company Name	Life Insurance	Annuity Considerations	Accident And Health	Deposit Type Contract Funds	Other Considerations	Total	Market Share
218	67199	Old Amer Ins Co	4,697,418	0	30,069	0	0	4,727,487	0.006110%
219	62057	Lincoln Life & Ann Co of NY	1,589,044	2,531,462	499,994	0	0	4,620,500	0.005971%
220	71129	Dearborn Life Ins Co	1,589,392	0	2,486,564	482,153	0	4,558,109	0.005891%
221	61360	Reliastar Life Ins Co Of NY	2,686,813	5,400	1,843,257	0	0	4,535,470	0.005861%
222	61492	Athene Annuity & Life Assur Co	3,602,018	33,402	882,475	0	0	4,517,895	0.005839%
223	65781	Madison Natl Life Ins Co Inc	537,909	618,494	3,344,237	0	0	4,500,640	0.005816%
224	61700	Renaissance Life & Hlth Ins Co of Am	16,549	0	4,322,856	0	0	4,339,405	0.005608%
225	89184	Sterling Investors Life Ins Co	205,277	4,051,935	45,083	0	0	4,302,295	0.005560%
226	61476	Boston Mut Life Ins Co	2,680,725	0	1,576,638	0	0	4,257,363	0.005502%
227	67911	Pioneer Mut Life Ins Co	4,028,855	20,727	0	0	0	4,049,582	0.005234%
228	69892	United Farm Family Life Ins Co	4,008,447	25	0	0	0	4,008,472	0.005180%
229	90212	Great Southern Life Ins Co	3,206,778	441,996	121,049	36,920	0	3,806,743	0.004920%
230	69272	Sunset Life Ins Co Of Amer	3,385,014	411,834	0	469	0	3,797,317	0.004908%
231	90638	Best Life & Hlth Ins Co	223,080	0	3,512,761	0	0	3,735,841	0.004828%
232	63967	Government Personnel Mut Life Ins Co	3,618,251	16,176	52,107	0	0	3,686,534	0.004764%
233	70416	MML Bay State Life Ins Co	3,628,191	0	0	0	0	3,628,191	0.004689%
234	63983	United Heritage Life Ins Co	3,193,985	387,762	45,061	300	0	3,627,108	0.004688%
235	67601	Unum Ins Co	136,228	0	1,133,319	2,297,715	0	3,567,262	0.004610%
236	69566	Trans World Assur Co	2,187,522	1,052,764	0	0	0	3,240,286	0.004188%
237	78662	Senior Life Ins Co	3,226,343	0	0	0	0	3,226,343	0.004170%
238	62359	Nassau Life Ins Co of TX	653,486	2,086	2,532,378	0	0	3,187,950	0.004120%
239	90328	First Hlth Life & Hlth Ins Co	2,212	0	2,848,080	0	0	2,850,292	0.003684%
240	62596	Union Fidelity Life Ins Co	835,897	0	1,893,952	0	0	2,729,849	0.003528%
241	11121	Unified Life Ins Co	540,852	3,404	2,185,451	0	0	2,729,707	0.003528%
242	63053	Family Life Ins Co	2,045,940	1,450	639,460	0	0	2,686,850	0.003472%
243	61875	Church Life Ins Corp	1,698,781	913,916	0	16,727	0	2,629,424	0.003398%
244	67180	Ohio State Life Ins Co	2,285,529	847	0	204	0	2,286,580	0.002955%
245	93459	Pan Amer Assur Co	2,284,312	0	0	0	0	2,284,312	0.002952%
246	68039	Athene Ann & Life Assur Co of NY	444,786	1,804,802	0	0	0	2,249,588	0.002907%
247	66087	Mid West Natl Life Ins Co Of TN	842,576	42,220	1,202,484	0	0	2,087,280	0.002698%
248	63223	Federal Life Ins Co	1,956,387	101,893	15,833	0	0	2,074,113	0.002681%

2019 CALIFORNIA LIFE & ANNUITY MARKET SHARE REPORT

Premiums Written During The Calendar Year
Sorted By Market Share [Written Premium]

Record Count	Company Code	Company Name	Life Insurance	Annuity Considerations	Accident And Health	Deposit Type Contract Funds	Other Considerations	Total	Market Share
249	61182	Aurora Natl Life Assur Co	2,981,935	0	0	(925,935)	0	2,056,000	0.002657%
250	60183	S USA Life Ins Co Inc	425,657	1,617,575	5,851	0	0	2,049,083	0.002648%
251	80896	Centre Life Ins Co	0	0	2,016,473	0	0	2,016,473	0.002606%
252	93777	Pavonia Life Ins Co of MI	1,951,668	0	51,959	0	0	2,003,627	0.002589%
253	67873	Pioneer Amer Ins Co	1,886,716	10,260	0	0	0	1,896,976	0.002452%
254	60399	American Family Life Ins Co	1,833,397	4,200	0	0	0	1,837,597	0.002375%
255	67083	Manhattan Natl Life Ins Co	1,798,610	1,846	0	0	0	1,800,456	0.002327%
256	64580	Illinois Mut Life Ins Co	1,568,238	0	151,940	0	0	1,720,178	0.002223%
257	84522	Auto Club Life Ins Co	1,447,355	264,808	7,135	0	0	1,719,298	0.002222%
258	62413	Wilcac Life Ins Co	783,946	11,346	2,674	825,509	0	1,623,475	0.002098%
259	93610	John Hancock Life & Hlth Ins Co	81,166	0	1,433,023	0	0	1,514,189	0.001957%
260	67784	Philadelphia Amer Life Ins Co	0	0	1,510,651	0	0	1,510,651	0.001952%
261	67059	GPM Hlth & Life Ins Co	1,324,115	128,144	31,158	0	0	1,483,417	0.001917%
262	73504	Lumico Life Ins Co	1,475,436	0	7,404	0	0	1,482,840	0.001916%
263	62880	AXA Equitable Life & Ann Co	1,461,617	0	0	0	0	1,461,617	0.001889%
264	61409	National Benefit Life Ins Co	1,365,204	0	66,295	327	0	1,431,826	0.001850%
265	67261	Old Republic Life Ins Co	1,334,662	0	1,118	0	0	1,335,780	0.001726%
266	80705	US Br Great West Life Assur Co	941,704	0	376,939	0	0	1,318,643	0.001704%
267	63657	Garden State Life Ins Co	1,314,339	0	1,106	0	0	1,315,445	0.001700%
268	68047	Professional Ins Co	22,314	0	1,257,757	0	0	1,280,071	0.001654%
269	69922	United Home Life Ins Co	1,182,087	0	7,505	0	0	1,189,592	0.001537%
270	63487	Investors Life Ins Co N Amer	1,128,396	0	0	0	0	1,128,396	0.001458%
271	62928	EMC Natl Life Co	767,254	205,756	770	8,421	0	982,201	0.001269%
272	65080	John Alden Life Ins Co	664,548	0	314,237	0	0	978,785	0.001265%
273	98205	Natl Foundation Life Ins Co	16,782	0	876,754	0	0	893,536	0.001155%
274	63819	Unity Financial Life Ins Co	866,618	0	0	0	0	866,618	0.001120%
275	66265	Monarch Life Ins Co	81,277	0	768,565	0	0	849,842	0.001098%
276	99775	Funeral Directors Life Ins Co	678,626	143,861	0	0	0	822,487	0.001063%
277	99724	LifeShield Natl Ins Co	89,173	0	702,393	0	0	791,566	0.001023%
278	60801	American Public Life Ins Co	13,781	0	769,090	0	0	782,871	0.001012%
279	13100	Omaha Ins Co	0	0	775,587	0	0	775,587	0.001002%

2019 CALIFORNIA LIFE & ANNUITY MARKET SHARE REPORT

Premiums Written During The Calendar Year
Sorted By Market Share [Written Premium]

Record Count	Company Code	Company Name	Life Insurance	Annuity Considerations	Accident And Health	Deposit Type Contract Funds	Other Considerations	Total	Market Share
280	70874	Allstate Life Ins Co Of NY	632,019	300	113,273	0	0	745,592	0.000964%
281	71471	Ability Ins Co	13,107	0	725,638	0	0	738,745	0.000955%
282	69140	First Allmerica Fin Life Ins Co	712,367	8,516	155	0	0	721,038	0.000932%
283	60429	American Fidelity Life Ins Co	504,079	199,390	0	0	0	703,469	0.000909%
284	88366	American Retirement Life Ins Co	0	0	643,690	0	0	643,690	0.000832%
285	60836	American Republic Ins Co	163,488	0	446,958	0	0	610,446	0.000789%
286	77399	Sterling Life Ins Co	706	0	540,103	0	0	540,809	0.000699%
287	69973	United Life Ins Co	534,062	0	0	0	0	534,062	0.000690%
288	31119	Medico Ins Co	13,604	0	507,727	0	0	521,331	0.000674%
289	60704	Wilton Reassur Life Co of NY	466,563	3,425	7,251	0	0	477,239	0.000617%
290	97985	LifeMap Assur Co	145,064	0	298,285	0	0	443,349	0.000573%
291	66540	National Farmers Union Life Ins Co	440,230	0	0	0	0	440,230	0.000569%
292	60275	American Bankers Life Assur Co Of FL	298,526	528	92,982	0	0	392,036	0.000507%
293	68632	Vantis Life Ins Co	385,742	1,500	0	0	0	387,242	0.000500%
294	87645	United Fidelity Life Ins Co	342,029	8,470	0	2,618	0	353,117	0.000456%
295	62634	Delaware Amer Life Ins Co	90,498	0	260,425	0	0	350,923	0.000454%
296	97268	Pacific Life & Ann Co	272,054	69,215	0	0	0	341,269	0.000441%
297	67946	Pioneer Security Life Ins Co	327,331	540	0	0	0	327,871	0.000424%
298	62103	Columbian Mut Life Ins Co	230,861	38,844	23,625	0	0	293,330	0.000379%
299	97179	UnitedHealthcare Life Ins Co	0	0	257,077	0	0	257,077	0.000332%
300	78700	Aetna Hlth & Life Ins Co	0	0	247,755	0	0	247,755	0.000320%
301	60003	Park Avenue Life Ins Co	217,189	0	0	0	0	217,189	0.000281%
302	66109	Midwestern United Life Ins Co	206,359	100	0	0	0	206,459	0.000267%
303	67393	Ozark Natl Life Ins Co	191,003	0	641	0	0	191,644	0.000248%
304	68462	Reserve Natl Ins Co	36,182	0	105,357	0	0	141,539	0.000183%
305	88536	Protective Life & Annuity Ins Co	132,068	0	0	0	0	132,068	0.000171%
306	97764	Idealife Ins Co	126,796	1,200	2,736	0	0	130,732	0.000169%
307	61751	Central States H & L Co Of Omaha	68,638	0	60,658	0	0	129,296	0.000167%
308	69078	Standard Security Life Ins Co Of NY	15,539	0	113,356	0	0	128,895	0.000167%
309	97152	Plateau Ins Co	34,581	0	71,151	0	0	105,732	0.000137%
310	69647	Optum Ins of OH Inc	95,354	462	0	0	0	95,816	0.000124%

2019 CALIFORNIA LIFE & ANNUITY MARKET SHARE REPORT

Premiums Written During The Calendar Year
Sorted By Market Share [Written Premium]

Record Count	Company Code	Company Name	Life Insurance	Annuity Considerations	Accident And Health	Deposit Type Contract Funds	Other Considerations	Total	Market Share
311	68284	Nassau Life Ins Co of KS	13,006	0	53,542	0	0	66,548	0.000086%
312	71099	Parker Centennial Assur Co	0	63,487	0	0	0	63,487	0.000082%
313	97241	Settlers Life Ins Co	41,814	515	1,317	0	0	43,646	0.000056%
314	68446	Oceanview Life & Annuity Co	10,495	21,907	10,010	0	0	42,412	0.000055%
315	64904	Investors Heritage Life Ins Co	27,866	14,148	0	0	0	42,014	0.000054%
316	90247	Rx Life Ins Co	37,622	2,800	0	138	0	40,560	0.000052%
317	93734	Nassau Life & Ann Co	32,515	0	0	0	0	32,515	0.000042%
318	85189	Western United Life Assur Co	200	6,500	22,203	0	0	28,903	0.000037%
319	81426	Commercial Travelers Life Ins Co	0	0	28,564	0	0	28,564	0.000037%
320	85561	Elips Life Ins Co	17,339	0	4,530	0	0	21,869	0.000028%
321	69698	New Era Life Ins Co Of Midwest	9,777	1,300	0	8,883	0	19,960	0.000026%
322	90581	Symetra Natl Life Ins Co	14,981	0	0	0	0	14,981	0.000019%
323	42129	United Security Assur Co Of PA	0	0	14,920	0	0	14,920	0.000019%
324	67903	Provident Amer Life & Hlth Ins Co	2,118	0	10,668	0	0	12,786	0.000017%
325	68357	Reliable Life Ins Co	10,525	0	231	0	0	10,756	0.000014%
326	82880	CSI Life Ins Co	9,162	0	0	0	0	9,162	0.000012%
327	91785	Sterling Nat Life Ins Co Inc	0	0	5,217	0	0	5,217	0.000007%
328	61581	Capitol Life Ins Co	3,275	0	0	0	0	3,275	0.000004%
329	78743	New Era Life Ins Co	1,588	0	0	565	0	2,153	0.000003%
330	81213	American Maturity Life Ins Co	0	0	0	0	1,654	1,654	0.000002%
331	71323	Langhorne Reins AZ Ltd	1,448	0	0	0	0	1,448	0.000002%
332	70955	USA Life One Ins Co Of IN	1,132	0	0	0	0	1,132	0.000001%
333	71331	Careamerica Life Ins Co	561	0	195	0	0	756	0.000001%
334	74004	Family Serv Life Ins Co	682	0	0	0	0	682	0.000001%
335	76007	Old United Life Ins Co	400	0	0	0	0	400	0.000001%
Totals:			18,844,928,888	27,990,914,812	17,468,449,227	2,875,187,670	10,198,187,809	77,377,668,406	100.000000%

California Life & Annuity Market Share Report
Premiums Written During Calendar Year 2019
Line of Business: LIFE INSURANCE
Sorted By Market Share (Written Premium)

Record Count	Company Code	Company Name	Written Premium	Market Share
1	66915	New York Life Ins Co	1,188,644,989	6.307506%
2	65935	Massachusetts Mut Life Ins Co	930,521,283	4.937781%
3	65978	Metropolitan Life Ins Co	877,686,680	4.657416%
4	67091	Northwestern Mut Life Ins Co	846,681,933	4.492890%
5	65676	Lincoln Natl Life Ins Co	812,501,355	4.311512%
6	67466	Pacific Life Ins Co	693,986,629	3.682617%
7	66281	Transamerica Premier Life Ins Co	593,698,033	3.150439%
8	60488	American Gen Life Ins Co	557,766,089	2.959768%
9	79227	Pruco Life Ins Co	528,890,716	2.806541%
10	65838	John Hancock Life Ins Co USA	525,228,012	2.787105%
11	69108	State Farm Life Ins Co	502,378,819	2.665857%
12	65528	Life Ins Co Of The Southwest	480,386,734	2.549157%
13	86231	Transamerica Life Ins Co	460,172,226	2.441889%
14	65919	Primerica Life Ins Co	423,892,263	2.249370%
15	68241	Prudential Ins Co Of Amer	371,606,144	1.971916%
16	92657	Nationwide Life & Ann Ins Co	326,001,082	1.729914%
17	63177	Farmers New World Life Ins Co	323,980,756	1.719193%
18	66168	Minnesota Life Ins Co	304,366,860	1.615113%
19	91596	New York Life Ins & Ann Corp	285,392,717	1.514427%
20	64246	Guardian Life Ins Co Of Amer	274,357,654	1.455870%
21	71854	AAA Life Ins Co	267,031,539	1.416994%
22	65498	Life Ins Co Of N Amer	251,288,542	1.333454%
23	87726	Brighthouse Life Ins Co	241,274,034	1.280313%
24	90611	Allianz Life Ins Co Of N Amer	230,752,078	1.224478%
25	62944	AXA Equitable Life Ins Co	212,623,718	1.128281%
26	69868	United Of Omaha Life Ins Co	211,026,933	1.119808%
27	62200	Accordia Life & Ann Co	207,567,178	1.101448%
28	68136	Protective Life Ins Co	200,779,742	1.065431%
29	67105	Reliastar Life Ins Co	185,070,870	0.982073%
30	68713	Security Life Of Denver Ins Co	180,186,896	0.956156%
31	65595	Lincoln Benefit Life Co	163,721,958	0.868785%
32	66044	Midland Natl Life Ins Co	151,556,937	0.804232%
33	61271	Principal Life Ins Co	139,818,953	0.741945%
34	67989	American Memorial Life Ins Co	135,739,164	0.720295%
35	69116	State Life Ins Co	134,921,589	0.715957%
36	62235	Unum Life Ins Co Of Amer	133,793,585	0.709971%
37	65536	Genworth Life & Ann Ins Co	128,137,055	0.679955%
38	70815	Hartford Life & Accident Ins Co	127,763,225	0.677971%
39	71161	Principal Natl Life Ins Co	122,730,021	0.651263%
40	60577	American Income Life Ins Co	122,664,925	0.650917%
41	94250	Banner Life Ins Co	122,440,311	0.649726%
42	65005	RiverSource Life Ins Co	120,726,810	0.640633%
43	65315	Lincoln Life Assur Co of Boston	116,422,441	0.617792%

California Life & Annuity Market Share Report
Premiums Written During Calendar Year 2019
Line of Business: LIFE INSURANCE
Sorted By Market Share (Written Premium)

Record Count	Company Code	Company Name	Written Premium	Market Share
44	69019	Standard Ins Co	115,702,010	0.613969%
45	66869	Nationwide Life Ins Co	112,291,519	0.595871%
46	93742	Securian Life Ins Co	109,134,420	0.579118%
47	67644	Penn Mut Life Ins Co	108,101,183	0.573635%
48	69663	USAA Life Ins Co	105,596,508	0.560344%
49	66974	North Amer Co Life & Hlth Ins	104,768,933	0.555953%
50	63274	Fidelity & Guar Life Ins Co	103,182,697	0.547536%
51	78077	Equitable Financial Life Ins Co of A	100,567,270	0.533657%
52	68608	Symetra Life Ins Co	97,903,279	0.519521%
53	65927	Lincoln Heritage Life Ins Co	97,881,553	0.519405%
54	71153	Talcott Resolution Life & Ann Ins Co	95,813,521	0.508431%
55	65056	Jackson Natl Life Ins Co	81,249,165	0.431146%
56	60739	American Natl Ins Co	80,116,109	0.425134%
57	66583	National Guardian Life Ins Co	79,071,821	0.419592%
58	61301	Ameritas Life Ins Corp	77,935,561	0.413563%
59	80802	US Br Sun Life Assur Co of Canada	77,303,268	0.410207%
60	70335	West Coast Life Ins Co	71,786,730	0.380934%
61	99937	Columbus Life Ins Co	63,525,696	0.337097%
62	93262	Penn Ins & Ann Co	60,280,739	0.319878%
63	62825	Anthem Blue Cross Life & Hlth Ins Co	59,998,587	0.318381%
64	91472	Globe Life & Accident Ins Co	52,054,972	0.276228%
65	61425	Trustmark Ins Co	51,437,789	0.272953%
66	60186	Allstate Life Ins Co	48,704,399	0.258448%
67	67172	Ohio Natl Life Ins Co	47,421,868	0.251643%
68	68381	Reliance Standard Life Ins Co	46,934,508	0.249056%
69	60054	Aetna Life Ins Co	45,999,120	0.244093%
70	97136	Metropolitan Tower Life Ins Co	45,716,895	0.242595%
71	89206	Ohio Natl Life Assur Corp	42,682,952	0.226496%
72	60410	American Fidelity Assur Co	41,710,915	0.221338%
73	93548	PHL Variable Ins Co	41,104,739	0.218121%
74	70866	Allstate Assur Co	40,536,713	0.215107%
75	60142	TIAA Cref Life Ins Co	38,847,223	0.206142%
76	70939	Gerber Life Ins Co	37,916,719	0.201204%
77	62049	Colonial Life & Accident Ins Co	36,173,989	0.191956%
78	91642	Forethought Life Ins Co	35,677,456	0.189321%
79	60895	American United Life Ins Co	35,261,724	0.187115%
80	90557	Zurich Amer Life Ins Co	34,874,926	0.185063%
81	62626	CMFG Life Ins Co	33,816,021	0.179444%
82	61263	Bankers Life & Cas Co	32,681,480	0.173423%
83	66680	National Life Ins Co	32,669,197	0.173358%
84	65242	Lafayette Life Ins Co	32,668,224	0.173353%
85	64505	Homesteaders Life Co	32,370,805	0.171775%
86	70025	Genworth Life Ins Co	31,958,566	0.169587%

California Life & Annuity Market Share Report
Premiums Written During Calendar Year 2019
Line of Business: LIFE INSURANCE
Sorted By Market Share (Written Premium)

Record Count	Company Code	Company Name	Written Premium	Market Share
87	66427	Mutual Trust Life Ins Co a Pan Amer	29,295,541	0.155456%
88	68322	Great W Life & Ann Ins Co	28,273,587	0.150033%
89	69396	Texas Life Ins Co	28,260,489	0.149963%
90	60380	American Family Life Assur Co of Col	28,001,854	0.148591%
91	65900	Wilco Life Ins Co	27,783,551	0.147433%
92	71480	Great Western Ins Co	27,743,165	0.147218%
93	62308	Connecticut Gen Life Ins Co	25,867,091	0.137263%
94	62065	Colonial Penn Life Ins Co	22,946,065	0.121763%
95	66850	National Western Life Ins Co	22,657,840	0.120233%
96	93432	CM Life Ins Co	22,384,273	0.118781%
97	68195	Provident Life & Accident Ins Co	20,252,797	0.107471%
98	61999	Americo Fin Life & Ann Ins Co	19,332,595	0.102588%
99	69930	United Ins Co Of Amer	18,235,460	0.096766%
100	70435	The Savings Bank Mut Life Ins Co of	17,580,361	0.093290%
101	67814	Nassau Life Ins Co	16,301,734	0.086505%
102	67652	First Penn Pacific Life Ins Co	15,921,989	0.084490%
103	69345	Teachers Ins & Ann Assoc Of Amer	15,731,964	0.083481%
104	71439	Assurity Life Ins Co	15,295,613	0.081166%
105	65129	Kansas City Life Ins Co	15,272,497	0.081043%
106	72125	Physicians Life Ins Co	14,608,978	0.077522%
107	91693	IA Amer Life Ins Co	13,956,712	0.074061%
108	63290	Fidelity Life Assn A Legal Reserve L	13,492,053	0.071595%
109	64343	Pacific Guardian Life Ins Co Ltd	13,379,385	0.070997%
110	63258	Federated Life Ins Co	11,812,327	0.062682%
111	68594	American Amicable Life Ins Co Of TX	11,497,178	0.061009%
112	69310	Surety Life Ins Co	11,395,208	0.060468%
113	70483	Western & Southern Life Ins Co	10,530,483	0.055880%
114	91626	New England Life Ins Co	10,500,368	0.055720%
115	61557	Blue Shield of CA Life & Hlth Ins Co	10,397,623	0.055175%
116	61689	Athene Ann & Life Co	10,348,341	0.054913%
117	70408	Union Security Ins Co	10,063,703	0.053403%
118	66370	Mony Life Ins Co	9,654,936	0.051234%
119	79413	UnitedHealthcare Ins Co	8,369,782	0.044414%
120	91529	Unimerica Ins Co	8,328,310	0.044194%
121	76236	The Cincinnati Life Ins Co	8,254,887	0.043804%
122	86509	Voya Retirement Ins & Ann Co	8,127,214	0.043127%
123	92622	Western Southern Life Assur Co	7,848,175	0.041646%
124	69485	Security Natl Life Ins Co	7,757,572	0.041165%
125	84530	US Financial Life Ins Co	7,542,173	0.040022%
126	77879	5 Star Life Ins Co	7,521,741	0.039914%
127	60518	American Hlth & Life Ins Co	7,192,616	0.038167%
128	63495	Foresters Life Ins Ann Co	7,171,556	0.038056%
129	69744	Union Labor Life Ins Co	6,536,352	0.034685%

California Life & Annuity Market Share Report
Premiums Written During Calendar Year 2019
Line of Business: LIFE INSURANCE
Sorted By Market Share (Written Premium)

Record Count	Company Code	Company Name	Written Premium	Market Share
130	70319	Washington Natl Ins Co	6,528,723	0.034644%
131	63312	Great Amer Life Ins Co	6,401,971	0.033972%
132	64513	Horace Mann Life Ins Co	6,133,673	0.032548%
133	65331	Liberty Natl Life Ins Co	6,080,335	0.032265%
134	80926	Sun Life & Hlth Ins Co	6,059,274	0.032153%
135	61212	Baltimore Life Ins Co	6,035,510	0.032027%
136	72222	Amica Life Ins Co	5,869,193	0.031145%
137	76023	Columbian Life Ins Co	5,800,564	0.030781%
138	60534	American Heritage Life Ins Co	5,571,279	0.029564%
139	61395	Beneficial Life Ins Co	5,543,776	0.029418%
140	80659	US Business of Canada Life Assur Co	5,396,517	0.028636%
141	61069	Anthem Life Ins Co	5,314,532	0.028201%
142	60445	Sagicor Life Ins Co	4,912,808	0.026070%
143	62146	Combined Ins Co Of Amer	4,827,916	0.025619%
144	61832	Chesapeake Life Ins Co	4,805,300	0.025499%
145	68772	Security Mut Life Ins Co Of NY	4,760,684	0.025262%
146	81353	NYLife Ins Co Of AZ	4,737,325	0.025138%
147	67199	Old Amer Ins Co	4,697,418	0.024927%
148	80314	Unicare Life & Hlth Ins Co	4,429,012	0.023502%
149	67911	Pioneer Mut Life Ins Co	4,028,855	0.021379%
150	69892	United Farm Family Life Ins Co	4,008,447	0.021271%
151	14406	Industrial Alliance Ins & Fin Serv I	3,900,371	0.020697%
152	67148	Occidental Life Ins Co Of NC	3,691,819	0.019591%
153	88072	Talcott Resolution Life Ins Co	3,644,112	0.019337%
154	70416	MML Bay State Life Ins Co	3,628,191	0.019253%
155	63967	Government Personnel Mut Life Ins Co	3,618,251	0.019200%
156	61492	Athene Annuity & Life Assur Co	3,602,018	0.019114%
157	69272	Sunset Life Ins Co Of Amer	3,385,014	0.017962%
158	78662	Senior Life Ins Co	3,226,343	0.017120%
159	90212	Great Southern Life Ins Co	3,206,778	0.017017%
160	63983	United Heritage Life Ins Co	3,193,985	0.016949%
161	76112	Oxford Life Ins Co	3,038,401	0.016123%
162	61182	Aurora Natl Life Assur Co	2,981,935	0.015824%
163	79065	Delaware Life Ins Co	2,961,116	0.015713%
164	84824	Commonwealth Ann & Life Ins Co	2,724,664	0.014458%
165	71870	Fidelity Security Life Ins Co	2,720,515	0.014436%
166	61360	Reliastar Life Ins Co Of NY	2,686,813	0.014257%
167	61476	Boston Mut Life Ins Co	2,680,725	0.014225%
168	70106	United States Life Ins Co in the Cit	2,304,734	0.012230%
169	67180	Ohio State Life Ins Co	2,285,529	0.012128%
170	93459	Pan Amer Assur Co	2,284,312	0.012122%
171	68802	Sentinel Security Life Ins Co	2,239,139	0.011882%
172	69566	Trans World Assur Co	2,187,522	0.011608%

California Life & Annuity Market Share Report
Premiums Written During Calendar Year 2019
Line of Business: LIFE INSURANCE
Sorted By Market Share (Written Premium)

Record Count	Company Code	Company Name	Written Premium	Market Share
173	78778	Guardian Ins & Ann Co Inc	2,169,356	0.011512%
174	63053	Family Life Ins Co	2,045,940	0.010857%
175	64211	Guarantee Trust Life Ins Co	2,044,420	0.010849%
176	68810	Sentry Life Ins Co	1,993,277	0.010577%
177	63223	Federal Life Ins Co	1,956,387	0.010382%
178	93777	Pavonia Life Ins Co of MI	1,951,668	0.010356%
179	93696	Fidelity Investments Life Ins Co	1,933,360	0.010259%
180	67873	Pioneer Amer Ins Co	1,886,716	0.010012%
181	60399	American Family Life Ins Co	1,833,397	0.009729%
182	67083	Manhattan Natl Life Ins Co	1,798,610	0.009544%
183	80942	Voya Ins & Ann Co	1,716,788	0.009110%
184	61875	Church Life Ins Corp	1,698,781	0.009015%
185	71129	Dearborn Life Ins Co	1,589,392	0.008434%
186	62057	Lincoln Life & Ann Co of NY	1,589,044	0.008432%
187	64580	Illinois Mut Life Ins Co	1,568,238	0.008322%
188	73504	Lumico Life Ins Co	1,475,436	0.007829%
189	62880	AXA Equitable Life & Ann Co	1,461,617	0.007756%
190	84522	Auto Club Life Ins Co	1,447,355	0.007680%
191	61409	National Benefit Life Ins Co	1,365,204	0.007244%
192	67261	Old Republic Life Ins Co	1,334,662	0.007082%
193	62510	Equitrust Life Ins Co	1,326,304	0.007038%
194	67059	GPM Hlth & Life Ins Co	1,324,115	0.007026%
195	63657	Garden State Life Ins Co	1,314,339	0.006974%
196	68675	Security Benefit Life Ins Co	1,218,769	0.006467%
197	69922	United Home Life Ins Co	1,182,087	0.006273%
198	64017	Jefferson Natl Life Ins Co	1,131,891	0.006006%
199	63487	Investors Life Ins Co N Amer	1,128,396	0.005988%
200	65870	Manhattan Life Ins Co	1,111,278	0.005897%
201	68543	Liberty Bankers Life Ins Co	1,069,279	0.005674%
202	66141	Health Net Life Ins Co	960,758	0.005098%
203	70688	Transamerica Financial Life Ins Co	948,837	0.005035%
204	80705	US Br Great West Life Assur Co	941,704	0.004997%
205	86355	Standard Life & Accident Ins Co	899,774	0.004775%
206	63819	Unity Financial Life Ins Co	866,618	0.004599%
207	62286	Golden Rule Ins Co	858,772	0.004557%
208	66087	Mid West Natl Life Ins Co Of TN	842,576	0.004471%
209	62596	Union Fidelity Life Ins Co	835,897	0.004436%
210	69477	Time Ins Co	833,040	0.004420%
211	62413	Wilcac Life Ins Co	783,946	0.004160%
212	62928	EMC Natl Life Co	767,254	0.004071%
213	60232	Lombard Intl Life Assur Co	723,676	0.003840%
214	69140	First Allmerica Fin Life Ins Co	712,367	0.003780%
215	71730	Continental Amer Ins Co	693,522	0.003680%

California Life & Annuity Market Share Report
Premiums Written During Calendar Year 2019
Line of Business: LIFE INSURANCE
Sorted By Market Share (Written Premium)

Record Count	Company Code	Company Name	Written Premium	Market Share
216	81264	Nippon Life Ins Co Of Amer	692,630	0.003675%
217	99775	Funeral Directors Life Ins Co	678,626	0.003601%
218	65080	John Alden Life Ins Co	664,548	0.003526%
219	62359	Nassau Life Ins Co of TX	653,486	0.003468%
220	70874	Allstate Life Ins Co Of NY	632,019	0.003354%
221	92711	HCC Life Ins Co	618,097	0.003280%
222	71714	Berkshire Life Ins Co of Amer	556,404	0.002953%
223	11121	Unified Life Ins Co	540,852	0.002870%
224	65781	Madison Natl Life Ins Co Inc	537,909	0.002854%
225	69973	United Life Ins Co	534,062	0.002834%
226	92916	United Amer Ins Co	525,764	0.002790%
227	67598	Paul Revere Life Ins Co	521,966	0.002770%
228	60429	American Fidelity Life Ins Co	504,079	0.002675%
229	80985	4 Ever Life Ins Co	482,171	0.002559%
230	60704	Wilton Reassur Life Co of NY	466,563	0.002476%
231	68039	Athene Ann & Life Assur Co of NY	444,786	0.002360%
232	66540	National Farmers Union Life Ins Co	440,230	0.002336%
233	60183	S USA Life Ins Co Inc	425,657	0.002259%
234	67539	Pan Amer Life Ins Co	417,710	0.002217%
235	71390	Puritan Life Ins Co of Amer	388,413	0.002061%
236	68632	Vantis Life Ins Co	385,742	0.002047%
237	87963	National Teachers Assoc Life Ins Co	371,755	0.001973%
238	71404	Continental Gen Ins Co	359,195	0.001906%
239	77720	LifeSecure Ins Co	349,834	0.001856%
240	87645	United Fidelity Life Ins Co	342,029	0.001815%
241	88668	Mutual Of Amer Life Ins Co	338,630	0.001797%
242	67946	Pioneer Security Life Ins Co	327,331	0.001737%
243	60275	American Bankers Life Assur Co Of FL	298,526	0.001584%
244	62863	Trustmark Life Ins Co	286,356	0.001520%
245	97268	Pacific Life & Ann Co	272,054	0.001444%
246	61883	ManhattanLife Assur Co of Amer	269,769	0.001432%
247	60216	Amalgamated Life Ins Co	238,963	0.001268%
248	62103	Columbian Mut Life Ins Co	230,861	0.001225%
249	90638	Best Life & Hlth Ins Co	223,080	0.001184%
250	86630	Prudential Ann Life Assur Corp	217,721	0.001155%
251	60003	Park Avenue Life Ins Co	217,189	0.001153%
252	66109	Midwestern United Life Ins Co	206,359	0.001095%
253	89184	Sterling Investors Life Ins Co	205,277	0.001089%
254	67393	Ozark Natl Life Ins Co	191,003	0.001014%
255	60836	American Republic Ins Co	163,488	0.000868%
256	71773	American Natl Life Ins Co Of TX	147,562	0.000783%
257	97985	LifeMap Assur Co	145,064	0.000770%
258	67601	Unum Ins Co	136,228	0.000723%

California Life & Annuity Market Share Report
Premiums Written During Calendar Year 2019
Line of Business: LIFE INSURANCE
Sorted By Market Share (Written Premium)

Record Count	Company Code	Company Name	Written Premium	Market Share
259	88536	Protective Life & Annuity Ins Co	132,068	0.000701%
260	97764	Idealife Ins Co	126,796	0.000673%
261	65722	Loyal Amer Life Ins Co	117,306	0.000622%
262	68985	Starmount Life Ins Co	103,752	0.000551%
263	69647	Optum Ins of OH Inc	95,354	0.000506%
264	62634	Delaware Amer Life Ins Co	90,498	0.000480%
265	99724	LifeShield Natl Ins Co	89,173	0.000473%
266	72850	United World Life Ins Co	88,408	0.000469%
267	86126	Members Life Ins Co	85,955	0.000456%
268	66265	Monarch Life Ins Co	81,277	0.000431%
269	93610	John Hancock Life & Hlth Ins Co	81,166	0.000431%
270	61751	Central States H & L Co Of Omaha	68,638	0.000364%
271	77968	Family Heritage Life Ins Co Of Amer	56,154	0.000298%
272	97241	Settlers Life Ins Co	41,814	0.000222%
273	83607	Guggenheim Life & Ann Co	38,079	0.000202%
274	90247	Rx Life Ins Co	37,622	0.000200%
275	68462	Reserve Natl Ins Co	36,182	0.000192%
276	97152	Plateau Ins Co	34,581	0.000184%
277	93734	Nassau Life & Ann Co	32,515	0.000173%
278	67369	Cigna Hlth & Life Ins Co	28,194	0.000150%
279	64904	Investors Heritage Life Ins Co	27,866	0.000148%
280	68047	Professional Ins Co	22,314	0.000118%
281	92738	American Equity Invest Life Ins Co	21,804	0.000116%
282	85561	Elips Life Ins Co	17,339	0.000092%
283	98205	Natl Foundation Life Ins Co	16,782	0.000089%
284	61700	Renaissance Life & Hlth Ins Co of Am	16,549	0.000088%
285	69078	Standard Security Life Ins Co Of NY	15,539	0.000082%
286	90581	Symetra Natl Life Ins Co	14,981	0.000079%
287	74780	Integrity Life Ins Co	14,203	0.000075%
288	60801	American Public Life Ins Co	13,781	0.000073%
289	31119	Medico Ins Co	13,604	0.000072%
290	71471	Ability Ins Co	13,107	0.000070%
291	68284	Nassau Life Ins Co of KS	13,006	0.000069%
292	84174	ELCO Mut Life & Ann	11,534	0.000061%
293	68357	Reliable Life Ins Co	10,525	0.000056%
294	68446	Oceanview Life & Annuity Co	10,495	0.000056%
295	69698	New Era Life Ins Co Of Midwest	9,777	0.000052%
296	82880	CSI Life Ins Co	9,162	0.000049%
297	68500	Continental Life Ins Co Brentwood	5,232	0.000028%
298	64238	Guaranty Income Life Ins Co	5,221	0.000028%
299	93440	HM Life Ins Co	4,580	0.000024%
300	61581	Capitol Life Ins Co	3,275	0.000017%
301	64890	Berkley Life & Hlth Ins Co	2,570	0.000014%

California Life & Annuity Market Share Report
Premiums Written During Calendar Year 2019
Line of Business: LIFE INSURANCE
Sorted By Market Share (Written Premium)

Record Count	Company Code	Company Name	Written Premium	Market Share
302	90328	First Hlth Life & Hlth Ins Co	2,212	0.000012%
303	67903	Provident Amer Life & Hlth Ins Co	2,118	0.000011%
304	78743	New Era Life Ins Co	1,588	0.000008%
305	71323	Langhorne Reins AZ Ltd	1,448	0.000008%
306	70955	USA Life One Ins Co Of IN	1,132	0.000006%
307	92444	Companion Life Ins Co of CA	954	0.000005%
308	77399	Sterling Life Ins Co	706	0.000004%
309	74004	Family Serv Life Ins Co	682	0.000004%
310	71331	Careamerica Life Ins Co	561	0.000003%
311	82538	National Hlth Ins Co	489	0.000003%
312	76007	Old United Life Ins Co	400	0.000002%
313	85189	Western United Life Assur Co	200	0.000001%
	Totals:		18,844,928,888	100.000000%

California Life & Annuity Market Share Report
Premiums Written During Calendar Year 2019
Line of Business: ANNUITY CONSIDERATIONS
Sorted By Market Share (Written Premium)

Record Count	Company Code	Company Name	Written Premium	Market Share
1	65056	Jackson Natl Life Ins Co	1,860,940,928	6.648362%
2	60488	American Gen Life Ins Co	1,626,001,704	5.809023%
3	90611	Allianz Life Ins Co Of N Amer	1,581,218,906	5.649033%
4	65676	Lincoln Natl Life Ins Co	1,546,324,804	5.524371%
5	91596	New York Life Ins & Ann Corp	1,455,751,894	5.200792%
6	86509	Voya Retirement Ins & Ann Co	1,226,820,150	4.382915%
7	61689	Athene Ann & Life Co	1,217,797,145	4.350679%
8	67466	Pacific Life Ins Co	1,087,011,646	3.883437%
9	62944	AXA Equitable Life Ins Co	1,028,641,446	3.674905%
10	66869	Nationwide Life Ins Co	1,021,304,513	3.648693%
11	65935	Massachusetts Mut Life Ins Co	814,638,033	2.910360%
12	91642	Forethought Life Ins Co	710,200,789	2.537250%
13	69345	Teachers Ins & Ann Assoc Of Amer	668,279,013	2.387481%
14	97136	Metropolitan Tower Life Ins Co	645,061,428	2.304534%
15	87726	Brighthouse Life Ins Co	626,273,500	2.237413%
16	68241	Prudential Ins Co Of Amer	587,360,003	2.098391%
17	79227	Pruco Life Ins Co	576,015,197	2.057861%
18	92657	Nationwide Life & Ann Ins Co	563,835,684	2.014349%
19	68322	Great W Life & Ann Ins Co	534,295,618	1.908814%
20	68608	Symetra Life Ins Co	498,272,249	1.780118%
21	63274	Fidelity & Guar Life Ins Co	482,602,857	1.724138%
22	65528	Life Ins Co Of The Southwest	474,120,136	1.693833%
23	60895	American United Life Ins Co	443,725,167	1.585244%
24	63312	Great Amer Life Ins Co	404,259,630	1.444250%
25	66044	Midland Natl Life Ins Co	392,281,985	1.401459%
26	65005	RiverSource Life Ins Co	375,621,471	1.341938%
27	61271	Principal Life Ins Co	357,752,461	1.278100%
28	86231	Transamerica Life Ins Co	331,937,220	1.185873%
29	70238	Variable Ann Life Ins Co	326,983,191	1.168174%
30	66974	North Amer Co Life & Hlth Ins	299,220,443	1.068989%
31	92738	American Equity Invest Life Ins Co	256,018,521	0.914647%
32	65978	Metropolitan Life Ins Co	242,431,171	0.866105%
33	61301	Ameritas Life Ins Corp	236,456,537	0.844760%
34	68136	Protective Life Ins Co	187,537,664	0.669994%
35	93696	Fidelity Investments Life Ins Co	171,109,686	0.611303%
36	79065	Delaware Life Ins Co	152,004,086	0.543047%
37	93432	CM Life Ins Co	137,786,337	0.492253%
38	68675	Security Benefit Life Ins Co	130,082,906	0.464732%
39	68802	Sentinel Security Life Ins Co	129,295,967	0.461920%
40	64017	Jefferson Natl Life Ins Co	125,479,559	0.448286%
41	60739	American Natl Ins Co	118,740,263	0.424209%

California Life & Annuity Market Share Report
Premiums Written During Calendar Year 2019
Line of Business: ANNUITY CONSIDERATIONS
Sorted By Market Share (Written Premium)

Record Count	Company Code	Company Name	Written Premium	Market Share
42	60410	American Fidelity Assur Co	113,913,431	0.406965%
43	66168	Minnesota Life Ins Co	111,613,012	0.398747%
44	66915	New York Life Ins Co	109,670,628	0.391807%
45	62510	Equitrust Life Ins Co	108,384,117	0.387211%
46	68810	Sentry Life Ins Co	107,888,133	0.385439%
47	68381	Reliance Standard Life Ins Co	97,531,722	0.348440%
48	92622	Western Southern Life Assur Co	93,162,315	0.332830%
49	67091	Northwestern Mut Life Ins Co	92,889,618	0.331856%
50	60232	Lombard Intl Life Assur Co	85,979,755	0.307170%
51	66281	Transamerica Premier Life Ins Co	84,190,802	0.300778%
52	64238	Guaranty Income Life Ins Co	81,915,485	0.292650%
53	86630	Prudential Ann Life Assur Corp	81,152,059	0.289922%
54	69868	United Of Omaha Life Ins Co	78,819,149	0.281588%
55	61999	Americo Fin Life & Ann Ins Co	76,346,295	0.272753%
56	69663	USAA Life Ins Co	66,672,545	0.238193%
57	93548	PHL Variable Ins Co	59,918,996	0.214065%
58	83607	Guggenheim Life & Ann Co	59,284,620	0.211799%
59	71854	AAA Life Ins Co	55,280,384	0.197494%
60	69116	State Life Ins Co	50,637,834	0.180908%
61	61263	Bankers Life & Cas Co	45,331,448	0.161950%
62	86126	Members Life Ins Co	44,521,538	0.159057%
63	71390	Puritan Life Ins Co of Amer	44,347,123	0.158434%
64	78778	Guardian Ins & Ann Co Inc	43,936,808	0.156968%
65	69019	Standard Ins Co	39,020,407	0.139404%
66	74780	Integrity Life Ins Co	32,836,158	0.117310%
67	94250	Banner Life Ins Co	31,080,959	0.111039%
68	68543	Liberty Bankers Life Ins Co	29,234,677	0.104443%
69	67105	Reliastar Life Ins Co	28,491,238	0.101787%
70	76112	Oxford Life Ins Co	27,893,333	0.099651%
71	67644	Penn Mut Life Ins Co	26,858,630	0.095955%
72	64513	Horace Mann Life Ins Co	26,625,833	0.095123%
73	93661	Annuity Investors Life Ins Co	24,250,796	0.086638%
74	66850	National Western Life Ins Co	23,830,540	0.085137%
75	60142	TIAA Cref Life Ins Co	22,104,622	0.078971%
76	65242	Lafayette Life Ins Co	21,354,336	0.076290%
77	13183	Eagle Life Ins Co	20,738,634	0.074090%
78	69108	State Farm Life Ins Co	20,097,558	0.071800%
79	88072	Talcott Resolution Life Ins Co	13,688,871	0.048905%
80	71153	Talcott Resolution Life & Ann Ins Co	11,764,934	0.042031%
81	80942	Voya Ins & Ann Co	8,941,847	0.031945%
82	70435	The Savings Bank Mut Life Ins Co of	8,609,727	0.030759%

California Life & Annuity Market Share Report
Premiums Written During Calendar Year 2019
Line of Business: ANNUITY CONSIDERATIONS
Sorted By Market Share (Written Premium)

Record Count	Company Code	Company Name	Written Premium	Market Share
83	60445	Sagicor Life Ins Co	8,320,852	0.029727%
84	63177	Farmers New World Life Ins Co	7,585,263	0.027099%
85	62626	CMFG Life Ins Co	7,384,482	0.026382%
86	65870	Manhattan Life Ins Co	6,389,323	0.022826%
87	93742	Securian Life Ins Co	5,977,712	0.021356%
88	93629	Prudential Retirement Ins & Ann Co	5,633,119	0.020125%
89	90557	Zurich Amer Life Ins Co	5,602,834	0.020017%
90	84174	ELCO Mut Life & Ann	5,475,847	0.019563%
91	70106	United States Life Ins Co in the Cit	5,424,838	0.019381%
92	66583	National Guardian Life Ins Co	5,133,870	0.018341%
93	84824	Commonwealth Ann & Life Ins Co	4,927,356	0.017603%
94	99937	Columbus Life Ins Co	4,647,750	0.016604%
95	65595	Lincoln Benefit Life Co	4,273,684	0.015268%
96	89184	Sterling Investors Life Ins Co	4,051,935	0.014476%
97	67172	Ohio Natl Life Ins Co	3,968,345	0.014177%
98	93262	Penn Ins & Ann Co	3,826,130	0.013669%
99	65838	John Hancock Life Ins Co USA	3,682,304	0.013155%
100	63495	Foresters Life Ins Ann Co	3,033,520	0.010837%
101	65129	Kansas City Life Ins Co	2,640,082	0.009432%
102	62057	Lincoln Life & Ann Co of NY	2,531,462	0.009044%
103	14406	Industrial Alliance Ins & Fin Serv I	1,944,634	0.006947%
104	68039	Athene Ann & Life Assur Co of NY	1,804,802	0.006448%
105	78077	Equitable Financial Life Ins Co of A	1,750,703	0.006255%
106	60183	S USA Life Ins Co Inc	1,617,575	0.005779%
107	65536	Genworth Life & Ann Ins Co	1,569,993	0.005609%
108	67148	Occidental Life Ins Co Of NC	1,169,003	0.004176%
109	72125	Physicians Life Ins Co	1,134,094	0.004052%
110	69566	Trans World Assur Co	1,052,764	0.003761%
111	71480	Great Western Ins Co	1,030,148	0.003680%
112	60054	Aetna Life Ins Co	981,343	0.003506%
113	61875	Church Life Ins Corp	913,916	0.003265%
114	65315	Lincoln Life Assur Co of Boston	821,393	0.002934%
115	64246	Guardian Life Ins Co Of Amer	770,747	0.002754%
116	76236	The Cincinnati Life Ins Co	631,438	0.002256%
117	65781	Madison Natl Life Ins Co Inc	618,494	0.002210%
118	70319	Washington Natl Ins Co	599,703	0.002142%
119	68594	American Amicable Life Ins Co Of TX	583,470	0.002084%
120	63258	Federated Life Ins Co	572,243	0.002044%
121	70688	Transamerica Financial Life Ins Co	550,770	0.001968%
122	70025	Genworth Life Ins Co	536,440	0.001916%
123	71404	Continental Gen Ins Co	529,630	0.001892%

California Life & Annuity Market Share Report
Premiums Written During Calendar Year 2019
Line of Business: ANNUITY CONSIDERATIONS
Sorted By Market Share (Written Premium)

Record Count	Company Code	Company Name	Written Premium	Market Share
124	71439	Assurity Life Ins Co	512,671	0.001832%
125	91626	New England Life Ins Co	450,822	0.001611%
126	90212	Great Southern Life Ins Co	441,996	0.001579%
127	69272	Sunset Life Ins Co Of Amer	411,834	0.001471%
128	67989	American Memorial Life Ins Co	409,603	0.001463%
129	63983	United Heritage Life Ins Co	387,762	0.001385%
130	92916	United Amer Ins Co	342,221	0.001223%
131	70408	Union Security Ins Co	299,464	0.001070%
132	84522	Auto Club Life Ins Co	264,808	0.000946%
133	64505	Homesteaders Life Co	258,290	0.000923%
134	72222	Amica Life Ins Co	246,611	0.000881%
135	62928	EMC Natl Life Co	205,756	0.000735%
136	60429	American Fidelity Life Ins Co	199,390	0.000712%
137	91693	IA Amer Life Ins Co	193,105	0.000690%
138	88668	Mutual Of Amer Life Ins Co	180,942	0.000646%
139	69485	Security Natl Life Ins Co	171,247	0.000612%
140	60186	Allstate Life Ins Co	162,259	0.000580%
141	61395	Beneficial Life Ins Co	161,179	0.000576%
142	71870	Fidelity Security Life Ins Co	148,446	0.000530%
143	99775	Funeral Directors Life Ins Co	143,861	0.000514%
144	67059	GPM Hlth & Life Ins Co	128,144	0.000458%
145	80659	US Business of Canada Life Assur Co	116,116	0.000415%
146	61832	Chesapeake Life Ins Co	114,243	0.000408%
147	69310	Surety Life Ins Co	102,271	0.000365%
148	63223	Federal Life Ins Co	101,893	0.000364%
149	66680	National Life Ins Co	88,858	0.000317%
150	97268	Pacific Life & Ann Co	69,215	0.000247%
151	65919	Primerica Life Ins Co	65,224	0.000233%
152	71099	Parker Centennial Assur Co	63,487	0.000227%
153	66427	Mutual Trust Life Ins Co a Pan Amer	56,778	0.000203%
154	67814	Nassau Life Ins Co	44,758	0.000160%
155	66087	Mid West Natl Life Ins Co Of TN	42,220	0.000151%
156	62103	Columbian Mut Life Ins Co	38,844	0.000139%
157	61492	Athene Annuity & Life Assur Co	33,402	0.000119%
158	62049	Colonial Life & Accident Ins Co	28,250	0.000101%
159	68446	Oceanview Life & Annuity Co	21,907	0.000078%
160	67652	First Penn Pacific Life Ins Co	21,563	0.000077%
161	67911	Pioneer Mut Life Ins Co	20,727	0.000074%
162	63967	Government Personnel Mut Life Ins Co	16,176	0.000058%
163	65900	Wilco Life Ins Co	14,463	0.000052%
164	64904	Investors Heritage Life Ins Co	14,148	0.000051%

California Life & Annuity Market Share Report
Premiums Written During Calendar Year 2019
Line of Business: ANNUITY CONSIDERATIONS
Sorted By Market Share (Written Premium)

Record Count	Company Code	Company Name	Written Premium	Market Share
165	67539	Pan Amer Life Ins Co	13,980	0.000050%
166	62308	Connecticut Gen Life Ins Co	12,000	0.000043%
167	62413	Wilcac Life Ins Co	11,346	0.000041%
168	67873	Pioneer Amer Ins Co	10,260	0.000037%
169	77720	LifeSecure Ins Co	9,562	0.000034%
170	69140	First Allmerica Fin Life Ins Co	8,516	0.000030%
171	87645	United Fidelity Life Ins Co	8,470	0.000030%
172	64211	Guarantee Trust Life Ins Co	8,177	0.000029%
173	60534	American Heritage Life Ins Co	7,042	0.000025%
174	92444	Companion Life Ins Co of CA	6,500	0.000023%
175	85189	Western United Life Assur Co	6,500	0.000023%
176	66370	Mony Life Ins Co	6,384	0.000023%
177	62235	Unum Life Ins Co Of Amer	5,924	0.000021%
178	86355	Standard Life & Accident Ins Co	5,750	0.000021%
179	61360	Reliastar Life Ins Co Of NY	5,400	0.000019%
180	70335	West Coast Life Ins Co	4,502	0.000016%
181	60399	American Family Life Ins Co	4,200	0.000015%
182	92711	HCC Life Ins Co	3,830	0.000014%
183	60704	Wilton Reassur Life Co of NY	3,425	0.000012%
184	11121	Unified Life Ins Co	3,404	0.000012%
185	65927	Lincoln Heritage Life Ins Co	3,207	0.000011%
186	61425	Trustmark Ins Co	3,013	0.000011%
187	90247	Rx Life Ins Co	2,800	0.000010%
188	68772	Security Mut Life Ins Co Of NY	2,500	0.000009%
189	76023	Columbian Life Ins Co	2,218	0.000008%
190	62359	Nassau Life Ins Co of TX	2,086	0.000007%
191	67083	Manhattan Natl Life Ins Co	1,846	0.000007%
192	68632	Vantis Life Ins Co	1,500	0.000005%
193	63053	Family Life Ins Co	1,450	0.000005%
194	68713	Security Life Of Denver Ins Co	1,352	0.000005%
195	69698	New Era Life Ins Co Of Midwest	1,300	0.000005%
196	97764	Idealife Ins Co	1,200	0.000004%
197	65331	Liberty Natl Life Ins Co	937	0.000003%
198	65722	Loyal Amer Life Ins Co	891	0.000003%
199	67180	Ohio State Life Ins Co	847	0.000003%
200	67946	Pioneer Security Life Ins Co	540	0.000002%
201	60275	American Bankers Life Assur Co Of FL	528	0.000002%
202	97241	Settlers Life Ins Co	515	0.000002%
203	69647	Optum Ins of OH Inc	462	0.000002%
204	70874	Allstate Life Ins Co Of NY	300	0.000001%
205	64343	Pacific Guardian Life Ins Co Ltd	148	0.000001%

California Life & Annuity Market Share Report
Premiums Written During Calendar Year 2019
Line of Business: ANNUITY CONSIDERATIONS
Sorted By Market Share (Written Premium)

Record Count	Company Code	Company Name	Written Premium	Market Share
206	66109	Midwestern United Life Ins Co	100	0.000000%
207	69892	United Farm Family Life Ins Co	25	0.000000%
	Totals:		27,990,966,727	100.000000%

California Life & Annuity Market Share Report

Exhibit (4D)

Premiums Written During Calendar Year 2019

Line of Business: **ACCIDENT AND HEALTH**

Sorted By Market Share [Written Premium]

Record Count	Company Code	Company Name	Written Premium	Market Share
1	79413	UnitedHealthcare Ins Co	3,448,222,779	19.739719%
2	60054	Aetna Life Ins Co	1,945,651,560	11.138090%
3	62825	Anthem Blue Cross Life & Hlth Ins Co	1,838,047,687	10.522100%
4	67369	Cigna Hlth & Life Ins Co	1,667,051,045	9.543211%
5	66141	Health Net Life Ins Co	1,039,870,950	5.952852%
6	65978	Metropolitan Life Ins Co	874,952,314	5.008758%
7	64246	Guardian Life Ins Co Of Amer	487,283,836	2.789508%
8	60380	American Family Life Assur Co of Col	389,548,699	2.230013%
9	62235	Unum Life Ins Co Of Amer	331,358,131	1.896895%
10	70025	Genworth Life Ins Co	296,135,503	1.695259%
11	65498	Life Ins Co Of N Amer	286,152,478	1.638110%
12	61271	Principal Life Ins Co	266,286,340	1.524385%
13	69019	Standard Ins Co	247,401,812	1.416278%
14	61557	Blue Shield of CA Life & Hlth Ins Co	237,832,565	1.361498%
15	67105	Reliastar Life Ins Co	224,789,632	1.286832%
16	65315	Lincoln Life Assur Co of Boston	223,776,201	1.281031%
17	80802	US Br Sun Life Assur Co of Canada	183,379,304	1.049774%
18	70815	Hartford Life & Accident Ins Co	177,364,423	1.015342%
19	81264	Nippon Life Ins Co Of Amer	175,440,978	1.004331%
20	60410	American Fidelity Assur Co	170,862,071	0.978118%
21	68241	Prudential Ins Co Of Amer	144,670,574	0.828182%
22	62049	Colonial Life & Accident Ins Co	137,404,660	0.786588%
23	61301	Ameritas Life Ins Corp	108,479,941	0.621005%
24	86231	Transamerica Life Ins Co	103,560,048	0.592841%
25	65838	John Hancock Life Ins Co USA	103,037,053	0.589847%
26	92711	HCC Life Ins Co	102,177,306	0.584925%
27	65676	Lincoln Natl Life Ins Co	96,273,337	0.551127%
28	67091	Northwestern Mut Life Ins Co	95,337,711	0.545771%
29	68195	Provident Life & Accident Ins Co	88,521,697	0.506752%
30	71412	Mutual Of Omaha Ins Co	86,221,061	0.493582%
31	68381	Reliance Standard Life Ins Co	85,103,745	0.487185%
32	69868	United Of Omaha Life Ins Co	73,258,083	0.419374%
33	66915	New York Life Ins Co	71,118,629	0.407126%
34	65935	Massachusetts Mut Life Ins Co	65,389,125	0.374327%
35	91529	Unimerica Ins Co	65,071,804	0.372510%
36	68608	Symetra Life Ins Co	65,036,518	0.372308%
37	66583	National Guardian Life Ins Co	60,121,167	0.344170%
38	71870	Fidelity Security Life Ins Co	58,036,105	0.332234%
39	62146	Combined Ins Co Of Amer	53,070,811	0.303810%
40	60534	American Heritage Life Ins Co	52,406,470	0.300006%
41	71714	Berkshire Life Ins Co of Amer	51,743,602	0.296212%
42	66281	Transamerica Premier Life Ins Co	48,754,198	0.279099%
43	71730	Continental Amer Ins Co	47,833,413	0.273827%
44	69663	USAA Life Ins Co	42,648,060	0.244143%
45	69000	Northwestern Long Term Care Ins Co	42,617,006	0.243966%
46	61263	Bankers Life & Cas Co	40,026,823	0.229138%

California Life & Annuity Market Share Report

Exhibit (4D)

Premiums Written During Calendar Year 2019

Line of Business: **ACCIDENT AND HEALTH**

Sorted By Market Share [Written Premium]

Record Count	Company Code	Company Name	Written Premium	Market Share
47	65722	Loyal Amer Life Ins Co	39,628,232	0.226856%
48	61069	Anthem Life Ins Co	38,679,484	0.221425%
49	62626	CMFG Life Ins Co	38,159,368	0.218447%
50	70939	Gerber Life Ins Co	38,056,969	0.217861%
51	87963	National Teachers Assoc Life Ins Co	37,362,698	0.213887%
52	92916	United Amer Ins Co	37,208,090	0.213002%
53	66168	Minnesota Life Ins Co	34,303,497	0.196374%
54	64890	Berkley Life & Hlth Ins Co	34,054,395	0.194948%
55	93440	HM Life Ins Co	32,428,543	0.185641%
56	65005	RiverSource Life Ins Co	28,335,767	0.162211%
57	92444	Companion Life Ins Co of CA	28,056,866	0.160615%
58	67539	Pan Amer Life Ins Co	26,201,821	0.149995%
59	62065	Colonial Penn Life Ins Co	25,447,212	0.145675%
60	80578	Physicians Mut Ins Co	22,730,031	0.130120%
61	70319	Washington Natl Ins Co	19,541,959	0.111870%
62	61832	Chesapeake Life Ins Co	19,535,140	0.111831%
63	66869	Nationwide Life Ins Co	18,770,914	0.107456%
64	80985	4 Ever Life Ins Co	18,438,854	0.105555%
65	82538	National Hlth Ins Co	17,252,222	0.098762%
66	70408	Union Security Ins Co	17,082,427	0.097790%
67	68500	Continental Life Ins Co Brentwood	16,896,525	0.096726%
68	68985	Starmount Life Ins Co	16,790,249	0.096118%
69	71854	AAA Life Ins Co	15,074,728	0.086297%
70	67598	Paul Revere Life Ins Co	14,912,198	0.085366%
71	69744	Union Labor Life Ins Co	13,957,015	0.079898%
72	71773	American Natl Life Ins Co Of TX	12,841,584	0.073513%
73	72850	United World Life Ins Co	12,389,757	0.070926%
74	81779	Individual Assur Co Life Hlth & Acc	12,296,996	0.070395%
75	61425	Trustmark Ins Co	11,984,679	0.068608%
76	90557	Zurich Amer Life Ins Co	11,353,573	0.064995%
77	87726	Brighthouse Life Ins Co	11,170,940	0.063949%
78	65595	Lincoln Benefit Life Co	9,186,200	0.052587%
79	93742	Securian Life Ins Co	9,105,377	0.052125%
80	90611	Allianz Life Ins Co Of N Amer	8,994,490	0.051490%
81	61883	ManhattanLife Assur Co of Amer	8,551,738	0.048955%
82	60577	American Income Life Ins Co	8,374,355	0.047940%
83	62308	Connecticut Gen Life Ins Co	8,249,987	0.047228%
84	93572	RGA Reins Co	7,880,485	0.045113%
85	86355	Standard Life & Accident Ins Co	7,333,318	0.041980%
86	77968	Family Heritage Life Ins Co Of Amer	6,919,341	0.039611%
87	71439	Assurity Life Ins Co	6,732,373	0.038540%
88	69477	Time Ins Co	6,729,258	0.038522%
89	60488	American Gen Life Ins Co	6,439,988	0.036866%
90	77720	LifeSecure Ins Co	6,329,520	0.036234%
91	78077	Equitable Financial Life Ins Co of A	6,322,040	0.036191%
92	69515	Medamerica Ins Co	6,298,270	0.036055%

California Life & Annuity Market Share Report

Exhibit (4D)

Premiums Written During Calendar Year 2019

Line of Business: **ACCIDENT AND HEALTH**

Sorted By Market Share [Written Premium]

Record Count	Company Code	Company Name	Written Premium	Market Share
93	63177	Farmers New World Life Ins Co	5,837,946	0.033420%
94	70785	Pacificare Life & Hlth Ins Co	5,693,613	0.032594%
95	60216	Amalgamated Life Ins Co	5,657,232	0.032385%
96	62863	Trustmark Life Ins Co	4,744,508	0.027160%
97	71404	Continental Gen Ins Co	4,700,634	0.026909%
98	60518	American Hlth & Life Ins Co	4,446,899	0.025457%
99	61700	Renaissance Life & Hlth Ins Co of Am	4,322,856	0.024747%
100	62286	Golden Rule Ins Co	4,073,452	0.023319%
101	68322	Great W Life & Ann Ins Co	4,051,253	0.023192%
102	62944	AXA Equitable Life Ins Co	3,655,053	0.020924%
103	90638	Best Life & Hlth Ins Co	3,512,761	0.020109%
104	65781	Madison Natl Life Ins Co Inc	3,344,237	0.019144%
105	65056	Jackson Natl Life Ins Co	3,295,783	0.018867%
106	69116	State Life Ins Co	3,134,377	0.017943%
107	70106	United States Life Ins Co in the Cit	3,094,419	0.017714%
108	91472	Globe Life & Accident Ins Co	3,046,767	0.017442%
109	80314	Unicare Life & Hlth Ins Co	3,027,022	0.017329%
110	64211	Guarantee Trust Life Ins Co	2,886,596	0.016525%
111	90328	First Hlth Life & Hlth Ins Co	2,848,080	0.016304%
112	62359	Nassau Life Ins Co of TX	2,532,378	0.014497%
113	71129	Dearborn Life Ins Co	2,486,564	0.014235%
114	91642	Forethought Life Ins Co	2,463,264	0.014101%
115	11121	Unified Life Ins Co	2,185,451	0.012511%
116	60186	Allstate Life Ins Co	2,139,180	0.012246%
117	63258	Federated Life Ins Co	2,130,719	0.012198%
118	80896	Centre Life Ins Co	2,016,473	0.011544%
119	62596	Union Fidelity Life Ins Co	1,893,952	0.010842%
120	61360	Reliastar Life Ins Co Of NY	1,843,257	0.010552%
121	66370	Mony Life Ins Co	1,650,456	0.009448%
122	61476	Boston Mut Life Ins Co	1,576,638	0.009026%
123	65129	Kansas City Life Ins Co	1,560,644	0.008934%
124	66680	National Life Ins Co	1,512,130	0.008656%
125	67784	Philadelphia Amer Life Ins Co	1,510,651	0.008648%
126	93610	John Hancock Life & Hlth Ins Co	1,433,023	0.008203%
127	65536	Genworth Life & Ann Ins Co	1,361,330	0.007793%
128	88072	Talcott Resolution Life Ins Co	1,293,600	0.007405%
129	68047	Professional Ins Co	1,257,757	0.007200%
130	66087	Mid West Natl Life Ins Co Of TN	1,202,484	0.006884%
131	67601	Unum Ins Co	1,133,319	0.006488%
132	65900	Wilco Life Ins Co	1,072,766	0.006141%
133	89206	Ohio Natl Life Assur Corp	996,625	0.005705%
134	60739	American Natl Ins Co	904,456	0.005178%
135	61492	Athene Annuity & Life Assur Co	882,475	0.005052%
136	98205	Natl Foundation Life Ins Co	876,754	0.005019%
137	70688	Transamerica Financial Life Ins Co	869,172	0.004976%
138	13100	Omaha Ins Co	775,587	0.004440%

California Life & Annuity Market Share Report

Exhibit (4D)

Premiums Written During Calendar Year 2019

Line of Business: **ACCIDENT AND HEALTH**

Sorted By Market Share [Written Premium]

Record Count	Company Code	Company Name	Written Premium	Market Share
139	60801	American Public Life Ins Co	769,090	0.004403%
140	66265	Monarch Life Ins Co	768,565	0.004400%
141	70483	Western & Southern Life Ins Co	739,767	0.004235%
142	97136	Metropolitan Tower Life Ins Co	735,009	0.004208%
143	71471	Ability Ins Co	725,638	0.004154%
144	99724	LifeShield Natl Ins Co	702,393	0.004021%
145	67172	Ohio Natl Life Ins Co	696,843	0.003989%
146	80926	Sun Life & Hlth Ins Co	679,761	0.003891%
147	88366	American Retirement Life Ins Co	643,690	0.003685%
148	63053	Family Life Ins Co	639,460	0.003661%
149	94250	Banner Life Ins Co	609,080	0.003487%
150	69345	Teachers Ins & Ann Assoc Of Amer	578,972	0.003314%
151	69930	United Ins Co Of Amer	574,653	0.003290%
152	77399	Sterling Life Ins Co	540,103	0.003092%
153	31119	Medico Ins Co	507,727	0.002907%
154	72125	Physicians Life Ins Co	506,225	0.002898%
155	62057	Lincoln Life & Ann Co of NY	499,994	0.002862%
156	67644	Penn Mut Life Ins Co	459,795	0.002632%
157	60836	American Republic Ins Co	446,958	0.002559%
158	76112	Oxford Life Ins Co	392,663	0.002248%
159	80705	US Br Great West Life Assur Co	376,939	0.002158%
160	65080	John Alden Life Ins Co	314,237	0.001799%
161	68136	Protective Life Ins Co	304,996	0.001746%
162	97985	LifeMap Assur Co	298,285	0.001708%
163	62634	Delaware Amer Life Ins Co	260,425	0.001491%
164	97179	UnitedHealthcare Life Ins Co	257,077	0.001472%
165	78700	Aetna Hlth & Life Ins Co	247,755	0.001418%
166	65927	Lincoln Heritage Life Ins Co	212,461	0.001216%
167	60142	TIAA Cref Life Ins Co	211,374	0.001210%
168	80659	US Business of Canada Life Assur Co	205,477	0.001176%
169	64238	Guaranty Income Life Ins Co	194,520	0.001114%
170	65331	Liberty Natl Life Ins Co	189,792	0.001086%
171	65870	Manhattan Life Ins Co	178,936	0.001024%
172	68802	Sentinel Security Life Ins Co	170,925	0.000978%
173	64580	Illinois Mut Life Ins Co	151,940	0.000870%
174	90212	Great Southern Life Ins Co	121,049	0.000693%
175	60895	American United Life Ins Co	116,041	0.000664%
176	69078	Standard Security Life Ins Co Of NY	113,356	0.000649%
177	70874	Allstate Life Ins Co Of NY	113,273	0.000648%
178	68462	Reserve Natl Ins Co	105,357	0.000603%
179	88668	Mutual Of Amer Life Ins Co	102,666	0.000588%
180	67814	Nassau Life Ins Co	97,723	0.000559%
181	60275	American Bankers Life Assur Co Of FL	92,982	0.000532%
182	61999	Americo Fin Life & Ann Ins Co	86,045	0.000493%
183	61689	Athene Ann & Life Co	78,136	0.000447%
184	97152	Plateau Ins Co	71,151	0.000407%

California Life & Annuity Market Share Report

Exhibit (4D)

Premiums Written During Calendar Year 2019

Line of Business: **ACCIDENT AND HEALTH**

Sorted By Market Share [Written Premium]

Record Count	Company Code	Company Name	Written Premium	Market Share
185	61409	National Benefit Life Ins Co	66,295	0.000380%
186	61751	Central States H & L Co Of Omaha	60,658	0.000347%
187	68284	Nassau Life Ins Co of KS	53,542	0.000307%
188	63967	Government Personnel Mut Life Ins Co	52,107	0.000298%
189	93777	Pavonia Life Ins Co of MI	51,959	0.000297%
190	71390	Puritan Life Ins Co of Amer	45,137	0.000258%
191	89184	Sterling Investors Life Ins Co	45,083	0.000258%
192	63983	United Heritage Life Ins Co	45,061	0.000258%
193	91626	New England Life Ins Co	31,362	0.000180%
194	67059	GPM Hlth & Life Ins Co	31,158	0.000178%
195	67199	Old Amer Ins Co	30,069	0.000172%
196	81426	Commercial Travelers Life Ins Co	28,564	0.000164%
197	62103	Columbian Mut Life Ins Co	23,625	0.000135%
198	65919	Primerica Life Ins Co	23,537	0.000135%
199	77879	5 Star Life Ins Co	23,536	0.000135%
200	85189	Western United Life Assur Co	22,203	0.000127%
201	63290	Fidelity Life Assn A Legal Reserve L	21,076	0.000121%
202	68772	Security Mut Life Ins Co Of NY	16,203	0.000093%
203	63223	Federal Life Ins Co	15,833	0.000091%
204	71153	Talcott Resolution Life & Ann Ins Co	15,754	0.000090%
205	66427	Mutual Trust Life Ins Co a Pan Amer	15,214	0.000087%
206	42129	United Security Assur Co Of PA	14,920	0.000085%
207	65242	Lafayette Life Ins Co	13,867	0.000079%
208	69310	Surety Life Ins Co	12,557	0.000072%
209	64017	Jefferson Natl Life Ins Co	11,403	0.000065%
210	76236	The Cincinnati Life Ins Co	11,235	0.000064%
211	67903	Provident Amer Life & Hlth Ins Co	10,668	0.000061%
212	64513	Horace Mann Life Ins Co	10,264	0.000059%
213	68446	Oceanview Life & Annuity Co	10,010	0.000057%
214	91693	IA Amer Life Ins Co	8,037	0.000046%
215	69922	United Home Life Ins Co	7,505	0.000043%
216	73504	Lumico Life Ins Co	7,404	0.000042%
217	60704	Wilton Reassur Life Co of NY	7,251	0.000042%
218	84522	Auto Club Life Ins Co	7,135	0.000041%
219	60183	S USA Life Ins Co Inc	5,851	0.000033%
220	61212	Baltimore Life Ins Co	5,745	0.000033%
221	63312	Great Amer Life Ins Co	5,399	0.000031%
222	91785	Sterling Nat Life Ins Co Inc	5,217	0.000030%
223	84824	Commonwealth Ann & Life Ins Co	4,621	0.000026%
224	85561	Elips Life Ins Co	4,530	0.000026%
225	67652	First Penn Pacific Life Ins Co	4,177	0.000024%
226	97764	Idealife Ins Co	2,736	0.000016%
227	62413	Wilcac Life Ins Co	2,674	0.000015%
228	68543	Liberty Bankers Life Ins Co	2,447	0.000014%
229	66044	Midland Natl Life Ins Co	1,876	0.000011%
230	60445	Sagicor Life Ins Co	1,494	0.000009%

California Life & Annuity Market Share Report
 Premiums Written During Calendar Year 2019
 Line of Business: **ACCIDENT AND HEALTH**
 Sorted By Market Share [Written Premium]

Exhibit (4D)

Record Count	Company Code	Company Name	Written Premium	Market Share
231	69485	Security Natl Life Ins Co	1,457	0.000008%
232	83607	Guggenheim Life & Ann Co	1,427	0.000008%
233	97241	Settlers Life Ins Co	1,317	0.000008%
234	67261	Old Republic Life Ins Co	1,118	0.000006%
235	63657	Garden State Life Ins Co	1,106	0.000006%
236	62928	EMC Natl Life Co	770	0.000004%
237	70335	West Coast Life Ins Co	704	0.000004%
238	67393	Ozark Natl Life Ins Co	641	0.000004%
239	99937	Columbus Life Ins Co	636	0.000004%
240	65528	Life Ins Co Of The Southwest	569	0.000003%
241	64343	Pacific Guardian Life Ins Co Ltd	524	0.000003%
242	63495	Foresters Life Ins Ann Co	249	0.000001%
243	68357	Reliable Life Ins Co	231	0.000001%
244	61395	Beneficial Life Ins Co	222	0.000001%
245	71331	Careamerica Life Ins Co	195	0.000001%
246	80942	Voya Ins & Ann Co	171	0.000001%
247	69140	First Allmerica Fin Life Ins Co	155	0.000001%
248	68810	Sentry Life Ins Co	103	0.000001%
249	66974	North Amer Co Life & Hlth Ins	8	0.000000%
	Totals:		17,468,449,227	100.000000%

California Life & Annuity Market Share Report
Premiums Written During Calendar Year 2019
Line of Business: DEPOSIT TYPE CONTRACTS
Sorted By Market Share (Written Premium)

Record Count	Company Code	Company Name	Written Premium	Market Share
1	61271	Principal Life Ins Co	1,132,143,790	39.363261%
2	60142	TIAA Cref Life Ins Co	457,809,707	15.917486%
3	65935	Massachusetts Mut Life Ins Co	379,744,197	13.203243%
4	93629	Prudential Retirement Ins & Ann Co	238,135,345	8.279676%
5	88072	Talcott Resolution Life Ins Co	159,975,156	5.562141%
6	66168	Minnesota Life Ins Co	72,244,179	2.511842%
7	60488	American Gen Life Ins Co	50,353,841	1.750742%
8	70238	Variable Ann Life Ins Co	49,415,933	1.718132%
9	69868	United Of Omaha Life Ins Co	42,434,331	1.475390%
10	68241	Prudential Ins Co Of Amer	34,423,272	1.196855%
11	91596	New York Life Ins & Ann Corp	33,790,961	1.174871%
12	69345	Teachers Ins & Ann Assoc Of Amer	30,037,198	1.044357%
13	67466	Pacific Life Ins Co	28,891,294	1.004515%
14	61301	Ameritas Life Ins Corp	18,900,121	0.657134%
15	65978	Metropolitan Life Ins Co	17,542,226	0.609922%
16	68608	Symetra Life Ins Co	15,079,678	0.524302%
17	60739	American Natl Ins Co	12,479,396	0.433893%
18	63177	Farmers New World Life Ins Co	8,436,974	0.293343%
19	68136	Protective Life Ins Co	6,148,717	0.213783%
20	60054	Aetna Life Ins Co	5,497,920	0.191156%
21	67644	Penn Mut Life Ins Co	4,951,848	0.172170%
22	65838	John Hancock Life Ins Co USA	4,750,000	0.165152%
23	79227	Pruco Life Ins Co	4,734,141	0.164600%
24	91642	Forethought Life Ins Co	4,713,046	0.163867%
25	65595	Lincoln Benefit Life Co	4,499,873	0.156455%
26	93742	Securian Life Ins Co	4,487,363	0.156020%
27	62510	Equitrust Life Ins Co	3,647,763	0.126828%
28	68322	Great W Life & Ann Ins Co	3,418,015	0.118840%
29	92622	Western Southern Life Assur Co	3,286,858	0.114280%
30	69116	State Life Ins Co	3,215,731	0.111807%
31	64017	Jefferson Natl Life Ins Co	3,013,641	0.104781%
32	61212	Baltimore Life Ins Co	2,629,157	0.091413%
33	60445	Sagicor Life Ins Co	2,438,036	0.084768%
34	74780	Integrity Life Ins Co	2,315,385	0.080503%
35	67601	Unum Ins Co	2,297,715	0.079889%
36	86630	Prudential Ann Life Assur Corp	2,245,320	0.078067%
37	69663	USAA Life Ins Co	2,044,391	0.071081%
38	66583	National Guardian Life Ins Co	1,817,741	0.063201%
39	60895	American United Life Ins Co	1,813,081	0.063039%
40	67172	Ohio Natl Life Ins Co	1,732,868	0.060250%
41	64343	Pacific Guardian Life Ins Co Ltd	1,629,217	0.056646%
42	83607	Guggenheim Life & Ann Co	1,500,491	0.052170%
43	66974	North Amer Co Life & Hlth Ins	1,448,147	0.050350%
44	65056	Jackson Natl Life Ins Co	1,240,795	0.043141%

California Life & Annuity Market Share Report
Premiums Written During Calendar Year 2019
Line of Business: DEPOSIT TYPE CONTRACTS
Sorted By Market Share (Written Premium)

Record Count	Company Code	Company Name	Written Premium	Market Share
45	65919	Primerica Life Ins Co	1,189,210	0.041347%
46	86509	Voya Retirement Ins & Ann Co	1,021,185	0.035505%
47	60410	American Fidelity Assur Co	926,342	0.032208%
48	62413	Wilcac Life Ins Co	825,509	0.028702%
49	69019	Standard Ins Co	738,000	0.025659%
50	84824	Commonwealth Ann & Life Ins Co	622,297	0.021637%
51	64238	Guaranty Income Life Ins Co	597,924	0.020789%
52	69108	State Farm Life Ins Co	531,564	0.018482%
53	65129	Kansas City Life Ins Co	525,065	0.018256%
54	71854	AAA Life Ins Co	519,430	0.018060%
55	71129	Dearborn Life Ins Co	482,153	0.016764%
56	65005	RiverSource Life Ins Co	460,567	0.016013%
57	66044	Midland Natl Life Ins Co	460,000	0.015994%
58	66850	National Western Life Ins Co	415,113	0.014433%
59	68543	Liberty Bankers Life Ins Co	389,549	0.013544%
60	65528	Life Ins Co Of The Southwest	355,285	0.012353%
61	62626	CMFG Life Ins Co	352,897	0.012270%
62	62308	Connecticut Gen Life Ins Co	352,879	0.012269%
63	63312	Great Amer Life Ins Co	324,505	0.011283%
64	86231	Transamerica Life Ins Co	311,582	0.010833%
65	61999	Americo Fin Life & Ann Ins Co	250,419	0.008707%
66	87726	Brighthouse Life Ins Co	228,923	0.007959%
67	65242	Lafayette Life Ins Co	170,000	0.005911%
68	67091	Northwestern Mut Life Ins Co	148,791	0.005173%
69	71439	Assurity Life Ins Co	134,716	0.004684%
70	64246	Guardian Life Ins Co Of Amer	114,189	0.003970%
71	67105	Reliastar Life Ins Co	106,101	0.003689%
72	61689	Athene Ann & Life Co	99,295	0.003452%
73	90212	Great Southern Life Ins Co	36,920	0.001284%
74	60518	American Hlth & Life Ins Co	24,339	0.000846%
75	61875	Church Life Ins Corp	16,727	0.000582%
76	66281	Transamerica Premier Life Ins Co	14,620	0.000508%
77	69698	New Era Life Ins Co Of Midwest	8,883	0.000309%
78	62235	Unum Life Ins Co Of Amer	8,531	0.000297%
79	62928	EMC Natl Life Co	8,421	0.000293%
80	69485	Security Natl Life Ins Co	7,528	0.000262%
81	78778	Guardian Ins & Ann Co Inc	2,857	0.000099%
82	87645	United Fidelity Life Ins Co	2,618	0.000091%
83	65722	Loyal Amer Life Ins Co	1,450	0.000050%
84	78743	New Era Life Ins Co	565	0.000020%
85	69272	Sunset Life Ins Co Of Amer	469	0.000016%
86	61409	National Benefit Life Ins Co	327	0.000011%
87	63983	United Heritage Life Ins Co	300	0.000010%
88	67180	Ohio State Life Ins Co	204	0.000007%

California Life & Annuity Market Share Report
Premiums Written During Calendar Year 2019
Line of Business: DEPOSIT TYPE CONTRACTS
Sorted By Market Share (Written Premium)

Record Count	Company Code	Company Name	Written Premium	Market Share
89	90247	Rx Life Ins Co	138	0.000005%
90	64890	Berkley Life & Hlth Ins Co	31	0.000001%
91	61395	Beneficial Life Ins Co	17	0.000001%
Totals:			2,876,143,294	100.000000%

California Life & Annuity Market Share Report
Premiums Written During Calendar Year 2019
Line of Business: OTHER CONSIDERATIONS
Sorted By Market Share (Written Premium)

Record Count	Company Code	Company Name	Written Premium	Market Share
1	68241	Prudential Ins Co Of Amer	3,603,883,377	35.338468%
2	65838	John Hancock Life Ins Co USA	1,999,126,076	19.602758%
3	70688	Transamerica Financial Life Ins Co	1,623,562,085	15.920104%
4	86231	Transamerica Life Ins Co	898,222,951	8.807672%
5	65935	Massachusetts Mut Life Ins Co	541,868,466	5.313380%
6	66915	New York Life Ins Co	377,598,032	3.702599%
7	69019	Standard Ins Co	235,868,770	2.312850%
8	88668	Mutual Of Amer Life Ins Co	208,765,695	2.047086%
9	66168	Minnesota Life Ins Co	174,692,162	1.712973%
10	65978	Metropolitan Life Ins Co	163,984,250	1.607974%
11	86509	Voya Retirement Ins & Ann Co	148,576,040	1.456887%
12	88072	Talcott Resolution Life Ins Co	137,568,882	1.348954%
13	62626	CMFG Life Ins Co	39,704,160	0.389326%
14	62944	AXA Equitable Life Ins Co	32,604,490	0.319709%
15	67172	Ohio Natl Life Ins Co	7,597,447	0.074498%
16	71153	Talcott Resolution Life & Ann Ins Co	2,850,565	0.027952%
17	61271	Principal Life Ins Co	453,949	0.004451%
18	93629	Prudential Retirement Ins & Ann Co	390,706	0.003831%
19	78778	Guardian Ins & Ann Co Inc	312,524	0.003065%
20	69868	United Of Omaha Life Ins Co	275,012	0.002697%
21	66281	Transamerica Premier Life Ins Co	224,220	0.002199%
22	67091	Northwestern Mut Life Ins Co	28,971	0.000284%
23	87726	Brighthouse Life Ins Co	27,393	0.000269%
24	81213	American Maturity Life Ins Co	1,654	0.000016%
	Totals:		10,198,187,877	100.000000%

2019 CALIFORNIA LIFE & ANNUITY MARKET SHARE REPORT

Premiums Written During The Calendar Year
Sorted By Company Name (Alphabetically)

Record Count	Company Code	Company Name	Life Insurance	Annuity Considerations	Accident And Health	Deposit Type Contract Funds	Other Considerations	Total	Market Share	Rank
1	80985	4 Ever Life Ins Co	482,171	0	18,438,854	(29,689)	0	18,891,336	0.024414%	160
2	77879	5 Star Life Ins Co	7,521,741	0	23,536	0	0	7,545,277	0.009751%	195
3	71854	AAA Life Ins Co	267,031,539	55,280,384	15,074,728	519,430	0	337,906,081	0.436697%	57
4	71471	Ability Ins Co	13,107	0	725,638	0	0	738,745	0.000955%	281
5	62200	Accordia Life & Ann Co	207,567,178	0	0	0	0	207,567,178	0.268252%	70
6	78700	Aetna Hlth & Life Ins Co	0	0	247,755	0	0	247,755	0.000320%	300
7	60054	Aetna Life Ins Co	45,999,120	981,343	1,945,651,560	5,497,920	0	1,998,129,943	2.582308%	8
8	90611	Allianz Life Ins Co Of N Amer	230,752,078	1,581,218,906	8,994,490	0	0	1,820,965,474	2.353348%	12
9	70866	Allstate Assur Co	40,536,713	0	0	0	0	40,536,713	0.052388%	131
10	60186	Allstate Life Ins Co	48,704,399	162,259	2,139,180	0	0	51,005,838	0.065918%	121
11	70874	Allstate Life Ins Co Of NY	632,019	300	113,273	0	0	745,592	0.000964%	280
12	60216	Amalgamated Life Ins Co	238,963	0	5,657,232	0	0	5,896,195	0.007620%	204
13	68594	American Amicable Life Ins Co Of TX	11,497,178	583,470	0	0	0	12,080,648	0.015613%	177
14	60275	American Bankers Life Assur Co Of FL	298,526	528	92,982	0	0	392,036	0.000507%	292
15	92738	American Equity Invest Life Ins Co	21,804	256,018,521	0	0	0	256,040,325	0.330897%	63
16	60380	American Family Life Assur Co of Col	28,001,854	0	389,548,699	0	0	417,550,553	0.539627%	49
17	60399	American Family Life Ins Co	1,833,397	4,200	0	0	0	1,837,597	0.002375%	254
18	60410	American Fidelity Assur Co	41,710,915	113,913,431	170,862,071	926,342	0	327,412,759	0.423136%	59
19	60429	American Fidelity Life Ins Co	504,079	199,390	0	0	0	703,469	0.000909%	283
20	60488	American Gen Life Ins Co	557,766,089	1,626,001,704	6,439,988	50,353,841	(68)	2,240,561,554	2.895618%	6
21	60534	American Heritage Life Ins Co	5,571,279	7,042	52,406,470	0	0	57,984,791	0.074937%	115
22	60518	American Hlth & Life Ins Co	7,192,616	0	4,446,899	24,339	0	11,663,854	0.015074%	178
23	60577	American Income Life Ins Co	122,664,925	0	8,374,355	0	0	131,039,280	0.169350%	86
24	81213	American Maturity Life Ins Co	0	0	0	0	1,654	1,654	0.000002%	330
25	67989	American Memorial Life Ins Co	135,739,164	409,603	0	0	0	136,148,767	0.175954%	82
26	60739	American Natl Ins Co	80,116,109	118,740,263	904,456	12,479,396	0	212,240,224	0.274291%	68
27	71773	American Natl Life Ins Co Of TX	147,562	0	12,841,584	0	0	12,989,146	0.016787%	174
28	60801	American Public Life Ins Co	13,781	0	769,090	0	0	782,871	0.001012%	278
29	60836	American Republic Ins Co	163,488	0	446,958	0	0	610,446	0.000789%	285
30	88366	American Retirement Life Ins Co	0	0	643,690	0	0	643,690	0.000832%	284
31	60895	American United Life Ins Co	35,261,724	443,725,167	116,041	1,813,081	0	480,916,013	0.621518%	44
32	61999	Americo Fin Life & Ann Ins Co	19,332,595	76,346,295	86,045	250,419	0	96,015,354	0.124087%	101
33	61301	Ameritas Life Ins Corp	77,935,561	236,456,537	108,479,941	18,900,121	0	441,772,160	0.570930%	46

2019 CALIFORNIA LIFE & ANNUITY MARKET SHARE REPORT

Premiums Written During The Calendar Year
Sorted By Company Name (Alphabetically)

Record Count	Company Code	Company Name	Life Insurance	Annuity Considerations	Accident And Health	Deposit Type Contract Funds	Other Considerations	Total	Market Share	Rank
34	72222	Amica Life Ins Co	5,869,193	246,611	0	0	0	6,115,804	0.007904%	203
35	93661	Annuity Investors Life Ins Co	0	24,250,796	0	0	0	24,250,796	0.031341%	154
36	62825	Anthem Blue Cross Life & Hlth Ins Co	59,998,587	0	1,838,047,687	0	0	1,898,046,274	2.452964%	10
37	61069	Anthem Life Ins Co	5,314,532	0	38,679,484	0	0	43,994,016	0.056856%	128
38	71439	Assurity Life Ins Co	15,295,613	512,671	6,732,373	134,716	0	22,675,373	0.029305%	156
39	68039	Athene Ann & Life Assur Co of NY	444,786	1,804,802	0	0	0	2,249,588	0.002907%	246
40	61689	Athene Ann & Life Co	10,348,341	1,217,797,145	78,136	99,295	0	1,228,322,917	1.587439%	21
41	61492	Athene Annuity & Life Assur Co	3,602,018	33,402	882,475	0	0	4,517,895	0.005839%	222
42	61182	Aurora Natl Life Assur Co	2,981,935	0	0	(925,935)	0	2,056,000	0.002657%	249
43	84522	Auto Club Life Ins Co	1,447,355	264,808	7,135	0	0	1,719,298	0.002222%	257
44	62880	AXA Equitable Life & Ann Co	1,461,617	0	0	0	0	1,461,617	0.001889%	263
45	62944	AXA Equitable Life Ins Co	212,623,718	1,028,641,446	3,655,053	0	32,604,490	1,277,524,707	1.651025%	20
46	61212	Baltimore Life Ins Co	6,035,510	0	5,745	2,629,157	0	8,670,412	0.011205%	188
47	61263	Bankers Life & Cas Co	32,681,480	45,331,448	40,026,823	0	0	118,039,751	0.152550%	91
48	94250	Banner Life Ins Co	122,440,311	31,080,959	609,080	0	0	154,130,350	0.199192%	79
49	61395	Beneficial Life Ins Co	5,543,776	161,179	222	17	0	5,705,194	0.007373%	208
50	64890	Berkley Life & Hlth Ins Co	2,570	0	34,054,395	31	0	34,056,996	0.044014%	138
51	71714	Berkshire Life Ins Co of Amer	556,404	0	51,743,602	0	0	52,300,006	0.067591%	119
52	90638	Best Life & Hlth Ins Co	223,080	0	3,512,761	0	0	3,735,841	0.004828%	231
53	61557	Blue Shield of CA Life & Hlth Ins Co	10,397,623	0	237,832,565	0	0	248,230,188	0.320803%	64
54	61476	Boston Mut Life Ins Co	2,680,725	0	1,576,638	0	0	4,257,363	0.005502%	226
55	87726	BrightHouse Life Ins Co	241,274,034	626,273,500	11,170,940	228,923	27,393	878,974,790	1.135954%	28
56	61581	Capitol Life Ins Co	3,275	0	0	0	0	3,275	0.000004%	328
57	71331	Careamerica Life Ins Co	561	0	195	0	0	756	0.000001%	333
58	61751	Central States H & L Co Of Omaha	68,638	0	60,658	0	0	129,296	0.000167%	307
59	80896	Centre Life Ins Co	0	0	2,016,473	0	0	2,016,473	0.002606%	251
60	61832	Chesapeake Life Ins Co	4,805,300	114,243	19,535,140	0	0	24,454,683	0.031604%	153
61	61875	Church Life Ins Corp	1,698,781	913,916	0	16,727	0	2,629,424	0.003398%	243
62	67369	Cigna Hlth & Life Ins Co	28,194	0	1,667,051,045	0	0	1,667,079,239	2.154471%	17
63	93432	CM Life Ins Co	22,384,273	137,786,337	0	0	0	160,170,610	0.206998%	77
64	62626	CMFG Life Ins Co	33,816,021	7,384,482	38,159,368	352,897	39,704,160	119,416,928	0.154330%	90
65	62049	Colonial Life & Accident Ins Co	36,173,989	28,250	137,404,660	0	0	173,606,899	0.224363%	75
66	62065	Colonial Penn Life Ins Co	22,946,065	0	25,447,212	0	0	48,393,277	0.062542%	123

2019 CALIFORNIA LIFE & ANNUITY MARKET SHARE REPORT

Premiums Written During The Calendar Year
Sorted By Company Name (Alphabetically)

Record Count	Company Code	Company Name	Life Insurance	Annuity Considerations	Accident And Health	Deposit Type Contract Funds	Other Considerations	Total	Market Share	Rank
67	76023	Columbian Life Ins Co	5,800,564	2,218	0	0	0	5,802,782	0.007499%	206
68	62103	Columbian Mut Life Ins Co	230,861	38,844	23,625	0	0	293,330	0.000379%	298
69	99937	Columbus Life Ins Co	63,525,696	4,647,750	636	0	0	68,174,082	0.088106%	109
70	62146	Combined Ins Co Of Amer	4,827,916	0	53,070,811	0	0	57,898,727	0.074826%	116
71	81426	Commercial Travelers Life Ins Co	0	0	28,564	0	0	28,564	0.000037%	319
72	84824	Commonwealth Ann & Life Ins Co	2,724,664	4,927,356	4,621	622,297	0	8,278,938	0.010699%	189
73	92444	Companion Life Ins Co of CA	954	6,500	28,056,866	0	0	28,064,320	0.036269%	148
74	62308	Connecticut Gen Life Ins Co	25,867,091	12,000	8,249,987	352,879	0	34,481,957	0.044563%	136
75	71730	Continental Amer Ins Co	693,522	0	47,833,413	0	0	48,526,935	0.062714%	122
76	71404	Continental Gen Ins Co	359,195	529,630	4,700,634	0	0	5,589,459	0.007224%	210
77	68500	Continental Life Ins Co Brentwood	5,232	0	16,896,525	0	0	16,901,757	0.021843%	163
78	82880	CSI Life Ins Co	9,162	0	0	0	0	9,162	0.000012%	326
79	71129	Dearborn Life Ins Co	1,589,392	0	2,486,564	482,153	0	4,558,109	0.005891%	220
80	62634	Delaware Amer Life Ins Co	90,498	0	260,425	0	0	350,923	0.000454%	295
81	79065	Delaware Life Ins Co	2,961,116	152,004,086	0	0	0	154,965,202	0.200271%	78
82	13183	Eagle Life Ins Co	0	20,738,634	0	0	0	20,738,634	0.026802%	157
83	84174	ELCO Mut Life & Ann	11,534	5,475,847	0	0	0	5,487,381	0.007092%	211
84	85561	Elips Life Ins Co	17,339	0	4,530	0	0	21,869	0.000028%	320
85	62928	EMC Natl Life Co	767,254	205,756	770	8,421	0	982,201	0.001269%	271
86	78077	Equitable Financial Life Ins Co of A	100,567,270	1,750,703	6,322,040	0	0	108,640,013	0.140402%	96
87	62510	Equitrust Life Ins Co	1,326,304	108,384,117	0	3,647,763	0	113,358,184	0.146500%	92
88	77968	Family Heritage Life Ins Co Of Amer	56,154	0	6,919,341	0	0	6,975,495	0.009015%	198
89	63053	Family Life Ins Co	2,045,940	1,450	639,460	0	0	2,686,850	0.003472%	242
90	74004	Family Serv Life Ins Co	682	0	0	0	0	682	0.000001%	334
91	63177	Farmers New World Life Ins Co	323,980,756	7,585,263	5,837,946	8,436,974	0	345,840,939	0.446952%	55
92	63223	Federal Life Ins Co	1,956,387	101,893	15,833	0	0	2,074,113	0.002681%	248
93	63258	Federated Life Ins Co	11,812,327	572,243	2,130,719	0	0	14,515,289	0.018759%	171
94	63274	Fidelity & Guar Life Ins Co	103,182,697	482,602,857	0	0	0	585,785,554	0.757047%	37
95	93696	Fidelity Investments Life Ins Co	1,933,360	171,109,686	0	0	0	173,043,046	0.223634%	76
96	63290	Fidelity Life Assn A Legal Reserve L	13,492,053	0	21,076	0	0	13,513,129	0.017464%	173
97	71870	Fidelity Security Life Ins Co	2,720,515	148,446	58,036,105	0	0	60,905,066	0.078711%	113
98	69140	First Allmerica Fin Life Ins Co	712,367	8,516	155	0	0	721,038	0.000932%	282
99	90328	First Hlth Life & Hlth Ins Co	2,212	0	2,848,080	0	0	2,850,292	0.003684%	239

2019 CALIFORNIA LIFE & ANNUITY MARKET SHARE REPORT

Premiums Written During The Calendar Year

Sorted By Company Name (Alphabetically)

Record Count	Company Code	Company Name	Life Insurance	Annuity Considerations	Accident And Health	Deposit Type Contract Funds	Other Considerations	Total	Market Share	Rank
100	67652	First Penn Pacific Life Ins Co	15,921,989	21,563	4,177	0	0	15,947,729	0.020610%	167
101	63495	Foresters Life Ins Ann Co	7,171,556	3,033,520	249	0	0	10,205,325	0.013189%	185
102	91642	Forethought Life Ins Co	35,677,456	710,200,789	2,463,264	4,713,046	0	753,054,555	0.973219%	30
103	99775	Funeral Directors Life Ins Co	678,626	143,861	0	0	0	822,487	0.001063%	276
104	63657	Garden State Life Ins Co	1,314,339	0	1,106	0	0	1,315,445	0.001700%	267
105	65536	Genworth Life & Ann Ins Co	128,137,055	1,569,993	1,361,330	0	0	131,068,378	0.169388%	85
106	70025	Genworth Life Ins Co	31,958,566	536,440	296,135,503	0	0	328,630,509	0.424710%	58
107	70939	Gerber Life Ins Co	37,916,719	0	38,056,969	0	0	75,973,688	0.098186%	106
108	91472	Globe Life & Accident Ins Co	52,054,972	0	3,046,767	0	0	55,101,739	0.071211%	117
109	62286	Golden Rule Ins Co	858,772	(51,915)	4,073,452	0	0	4,880,309	0.006307%	214
110	63967	Government Personnel Mut Life Ins Co	3,618,251	16,176	52,107	0	0	3,686,534	0.004764%	232
111	67059	GPM Hlth & Life Ins Co	1,324,115	128,144	31,158	0	0	1,483,417	0.001917%	261
112	63312	Great Amer Life Ins Co	6,401,971	404,259,630	5,399	324,505	0	410,991,505	0.531150%	50
113	90212	Great Southern Life Ins Co	3,206,778	441,996	121,049	36,920	0	3,806,743	0.004920%	229
114	68322	Great W Life & Ann Ins Co	28,273,587	534,295,618	4,051,253	3,418,015	0	570,038,473	0.736696%	38
115	71480	Great Western Ins Co	27,743,165	1,030,148	0	0	0	28,773,313	0.037186%	146
116	64211	Guarantee Trust Life Ins Co	2,044,420	8,177	2,886,596	0	0	4,939,193	0.006383%	213
117	64238	Guaranty Income Life Ins Co	5,221	81,915,485	194,520	597,924	0	82,713,150	0.106895%	105
118	78778	Guardian Ins & Ann Co Inc	2,169,356	43,936,808	0	2,857	312,524	46,421,545	0.059993%	125
119	64246	Guardian Life Ins Co Of Amer	274,357,654	770,747	487,283,836	114,189	0	762,526,426	0.985461%	29
120	83607	Guggenheim Life & Ann Co	38,079	59,284,620	1,427	1,500,491	0	60,824,617	0.078607%	114
121	70815	Hartford Life & Accident Ins Co	127,763,225	0	177,364,423	0	0	305,127,648	0.394336%	61
122	92711	HCC Life Ins Co	618,097	3,830	102,177,306	0	0	102,799,233	0.132854%	98
123	66141	Health Net Life Ins Co	960,758	0	1,039,870,950	0	0	1,040,831,708	1.345132%	24
124	93440	HM Life Ins Co	4,580	0	32,428,543	0	0	32,433,123	0.041915%	141
125	64505	Homesteaders Life Co	32,370,805	258,290	0	0	0	32,629,095	0.042169%	140
126	64513	Horace Mann Life Ins Co	6,133,673	26,625,833	10,264	0	0	32,769,770	0.042350%	139
127	91693	IA Amer Life Ins Co	13,956,712	193,105	8,037	0	0	14,157,854	0.018297%	172
128	97764	Idealife Ins Co	126,796	1,200	2,736	0	0	130,732	0.000169%	306
129	64580	Illinois Mut Life Ins Co	1,568,238	0	151,940	0	0	1,720,178	0.002223%	256
130	81779	Individual Assur Co Life Hlth & Acc	0	0	12,296,996	0	0	12,296,996	0.015892%	176
131	14406	Industrial Alliance Ins & Fin Serv I	3,900,371	1,944,634	0	0	0	5,845,005	0.007554%	205
132	74780	Integrity Life Ins Co	14,203	32,836,158	0	2,315,385	0	35,165,746	0.045447%	135

2019 CALIFORNIA LIFE & ANNUITY MARKET SHARE REPORT

Premiums Written During The Calendar Year
Sorted By Company Name (Alphabetically)

Record Count	Company Code	Company Name	Life Insurance	Annuity Considerations	Accident And Health	Deposit Type Contract Funds	Other Considerations	Total	Market Share	Rank
133	64904	Investors Heritage Life Ins Co	27,866	14,148	0	0	0	42,014	0.000054%	315
134	63487	Investors Life Ins Co N Amer	1,128,396	0	0	0	0	1,128,396	0.001458%	270
135	65056	Jackson Natl Life Ins Co	81,249,165	1,860,940,928	3,295,783	1,240,795	0	1,946,726,671	2.515877%	9
136	64017	Jefferson Natl Life Ins Co	1,131,891	125,479,559	11,403	3,013,641	0	129,636,494	0.167537%	87
137	65080	John Alden Life Ins Co	664,548	0	314,237	0	0	978,785	0.001265%	272
138	93610	John Hancock Life & Hlth Ins Co	81,166	0	1,433,023	0	0	1,514,189	0.001957%	259
139	65838	John Hancock Life Ins Co USA	525,228,012	3,682,304	103,037,053	4,750,000	1,999,126,076	2,635,823,445	3.406439%	4
140	65129	Kansas City Life Ins Co	15,272,497	2,640,082	1,560,644	525,065	0	19,998,288	0.025845%	159
141	65242	Lafayette Life Ins Co	32,668,224	21,354,336	13,867	170,000	0	54,206,427	0.070054%	118
142	71323	Langhorne Reins AZ Ltd	1,448	0	0	0	0	1,448	0.000002%	331
143	68543	Liberty Bankers Life Ins Co	1,069,279	29,234,677	2,447	389,549	0	30,695,952	0.039670%	143
144	65331	Liberty Natl Life Ins Co	6,080,335	937	189,792	0	0	6,271,064	0.008104%	202
145	65498	Life Ins Co Of N Amer	251,288,542	0	286,152,478	0	0	537,441,020	0.694569%	40
146	65528	Life Ins Co Of The Southwest	480,386,734	474,120,136	569	355,285	0	954,862,724	1.234029%	26
147	97985	LifeMap Assur Co	145,064	0	298,285	0	0	443,349	0.000573%	290
148	77720	LifeSecure Ins Co	349,834	9,562	6,329,520	0	0	6,688,916	0.008645%	200
149	99724	LifeShield Natl Ins Co	89,173	0	702,393	0	0	791,566	0.001023%	277
150	65595	Lincoln Benefit Life Co	163,721,958	4,273,684	9,186,200	4,499,873	0	181,681,715	0.234799%	72
151	65927	Lincoln Heritage Life Ins Co	97,881,553	3,207	212,461	0	0	98,097,221	0.126777%	100
152	62057	Lincoln Life & Ann Co of NY	1,589,044	2,531,462	499,994	0	0	4,620,500	0.005971%	219
153	65315	Lincoln Life Assur Co of Boston	116,422,441	821,393	223,776,201	0	0	341,020,035	0.440722%	56
154	65676	Lincoln Natl Life Ins Co	812,501,355	1,546,324,804	96,273,337	0	0	2,455,099,496	3.172879%	5
155	60232	Lombard Intl Life Assur Co	723,676	85,979,755	0	0	0	86,703,431	0.112052%	102
156	65722	Loyal Amer Life Ins Co	117,306	891	39,628,232	1,450	0	39,747,879	0.051369%	132
157	73504	Lumico Life Ins Co	1,475,436	0	7,404	0	0	1,482,840	0.001916%	262
158	65781	Madison Natl Life Ins Co Inc	537,909	618,494	3,344,237	0	0	4,500,640	0.005816%	223
159	65870	Manhattan Life Ins Co	1,111,278	6,389,323	178,936	0	0	7,679,537	0.009925%	193
160	67083	Manhattan Natl Life Ins Co	1,798,610	1,846	0	0	0	1,800,456	0.002327%	255
161	61883	ManhattanLife Assur Co of Amer	269,769	0	8,551,738	0	0	8,821,507	0.011401%	187
162	65935	Massachusetts Mut Life Ins Co	930,521,283	814,638,033	65,389,125	379,744,197	541,868,466	2,732,161,104	3.530943%	3
163	69515	Medamerica Ins Co	0	0	6,298,270	0	0	6,298,270	0.008140%	201
164	31119	Medico Ins Co	13,604	0	507,727	0	0	521,331	0.000674%	288
165	86126	Members Life Ins Co	85,955	44,521,538	0	0	0	44,607,493	0.057649%	127

2019 CALIFORNIA LIFE & ANNUITY MARKET SHARE REPORT

Premiums Written During The Calendar Year
Sorted By Company Name (Alphabetically)

Record Count	Company Code	Company Name	Life Insurance	Annuity Considerations	Accident And Health	Deposit Type Contract Funds	Other Considerations	Total	Market Share	Rank
166	65978	Metropolitan Life Ins Co	877,686,680	242,431,171	874,952,314	17,542,226	163,984,250	2,176,596,641	2.812952%	7
167	97136	Metropolitan Tower Life Ins Co	45,716,895	645,061,428	735,009	0	0	691,513,332	0.893686%	34
168	66087	Mid West Natl Life Ins Co Of TN	842,576	42,220	1,202,484	0	0	2,087,280	0.002698%	247
169	66044	Midland Natl Life Ins Co	151,556,937	392,281,985	1,876	460,000	0	544,300,798	0.703434%	39
170	66109	Midwestern United Life Ins Co	206,359	100	0	0	0	206,459	0.000267%	302
171	66168	Minnesota Life Ins Co	304,366,860	111,613,012	34,303,497	72,244,179	174,692,162	697,219,710	0.901061%	33
172	70416	MML Bay State Life Ins Co	3,628,191	0	0	0	0	3,628,191	0.004689%	233
173	66265	Monarch Life Ins Co	81,277	0	768,565	0	0	849,842	0.001098%	275
174	66370	Mony Life Ins Co	9,654,936	6,384	1,650,456	0	0	11,311,776	0.014619%	180
175	88668	Mutual Of Amer Life Ins Co	338,630	180,942	102,666	0	208,765,695	209,387,933	0.270605%	69
176	71412	Mutual Of Omaha Ins Co	0	0	86,221,061	0	0	86,221,061	0.111429%	103
177	66427	Mutual Trust Life Ins Co a Pan Amer	29,295,541	56,778	15,214	0	0	29,367,533	0.037953%	144
178	93734	Nassau Life & Ann Co	32,515	0	0	0	0	32,515	0.000042%	317
179	67814	Nassau Life Ins Co	16,301,734	44,758	97,723	0	0	16,444,215	0.021252%	165
180	68284	Nassau Life Ins Co of KS	13,006	0	53,542	0	0	66,548	0.000086%	311
181	62359	Nassau Life Ins Co of TX	653,486	2,086	2,532,378	0	0	3,187,950	0.004120%	238
182	61409	National Benefit Life Ins Co	1,365,204	0	66,295	327	0	1,431,826	0.001850%	264
183	66540	National Farmers Union Life Ins Co	440,230	0	0	0	0	440,230	0.000569%	291
184	66583	National Guardian Life Ins Co	79,071,821	5,133,870	60,121,167	1,817,741	0	146,144,599	0.188872%	80
185	82538	National Hlth Ins Co	489	0	17,252,222	0	0	17,252,711	0.022297%	162
186	66680	National Life Ins Co	32,669,197	88,858	1,512,130	0	0	34,270,185	0.044290%	137
187	87963	National Teachers Assoc Life Ins Co	371,755	0	37,362,698	0	0	37,734,453	0.048767%	134
188	66850	National Western Life Ins Co	22,657,840	23,830,540	0	415,113	0	46,903,493	0.060616%	124
189	92657	Nationwide Life & Ann Ins Co	326,001,082	563,835,684	0	0	0	889,836,766	1.149992%	27
190	66869	Nationwide Life Ins Co	112,291,519	1,021,304,513	18,770,914	0	0	1,152,366,946	1.489276%	22
191	98205	Natl Foundation Life Ins Co	16,782	0	876,754	0	0	893,536	0.001155%	273
192	91626	New England Life Ins Co	10,500,368	450,822	31,362	0	0	10,982,552	0.014193%	182
193	78743	New Era Life Ins Co	1,588	0	0	565	0	2,153	0.000003%	329
194	69698	New Era Life Ins Co Of Midwest	9,777	1,300	0	8,883	0	19,960	0.000026%	321
195	91596	New York Life Ins & Ann Corp	285,392,717	1,455,751,894	0	33,790,961	0	1,774,935,572	2.293860%	15
196	66915	New York Life Ins Co	1,188,644,989	109,670,628	71,118,629	0	377,598,032	1,747,032,278	2.257799%	16
197	81264	Nippon Life Ins Co Of Amer	692,630	0	175,440,978	0	0	176,133,608	0.227628%	74
198	66974	North Amer Co Life & Hlth Ins	104,768,933	299,220,443	8	1,448,147	0	405,437,531	0.523972%	52

2019 CALIFORNIA LIFE & ANNUITY MARKET SHARE REPORT

Premiums Written During The Calendar Year
Sorted By Company Name (Alphabetically)

Record Count	Company Code	Company Name	Life Insurance	Annuity Considerations	Accident And Health	Deposit Type Contract Funds	Other Considerations	Total	Market Share	Rank
199	69000	Northwestern Long Term Care Ins Co	0	0	42,617,006	0	0	42,617,006	0.055077%	130
200	67091	Northwestern Mut Life Ins Co	846,681,933	92,889,618	95,337,711	148,791	28,971	1,035,087,024	1.337708%	25
201	81353	NYLife Ins Co Of AZ	4,737,325	0	0	0	0	4,737,325	0.006122%	217
202	67148	Occidental Life Ins Co Of NC	3,691,819	1,169,003	0	0	0	4,860,822	0.006282%	215
203	68446	Oceanview Life & Annuity Co	10,495	21,907	10,010	0	0	42,412	0.000055%	314
204	89206	Ohio Natl Life Assur Corp	42,682,952	0	996,625	0	0	43,679,577	0.056450%	129
205	67172	Ohio Natl Life Ins Co	47,421,868	3,968,345	696,843	1,732,868	7,597,447	61,417,371	0.079374%	112
206	67180	Ohio State Life Ins Co	2,285,529	847	0	204	0	2,286,580	0.002955%	244
207	67199	Old Amer Ins Co	4,697,418	0	30,069	0	0	4,727,487	0.006110%	218
208	67261	Old Republic Life Ins Co	1,334,662	0	1,118	0	0	1,335,780	0.001726%	265
209	76007	Old United Life Ins Co	400	0	0	0	0	400	0.000001%	335
210	13100	Omaha Ins Co	0	0	775,587	0	0	775,587	0.001002%	279
211	69647	Optum Ins of OH Inc	95,354	462	0	0	0	95,816	0.000124%	310
212	76112	Oxford Life Ins Co	3,038,401	27,893,333	392,663	0	0	31,324,397	0.040482%	142
213	67393	Ozark Natl Life Ins Co	191,003	0	641	0	0	191,644	0.000248%	303
214	64343	Pacific Guardian Life Ins Co Ltd	13,379,385	148	524	1,629,217	0	15,009,274	0.019397%	170
215	97268	Pacific Life & Ann Co	272,054	69,215	0	0	0	341,269	0.000441%	296
216	67466	Pacific Life Ins Co	693,986,629	1,087,011,646	0	28,891,294	0	1,809,889,569	2.339033%	13
217	70785	Pacificare Life & Hlth Ins Co	0	0	5,693,613	0	0	5,693,613	0.007358%	209
218	93459	Pan Amer Assur Co	2,284,312	0	0	0	0	2,284,312	0.002952%	245
219	67539	Pan Amer Life Ins Co	417,710	13,980	26,201,821	0	0	26,633,511	0.034420%	151
220	60003	Park Avenue Life Ins Co	217,189	0	0	0	0	217,189	0.000281%	301
221	71099	Parker Centennial Assur Co	0	63,487	0	0	0	63,487	0.000082%	312
222	67598	Paul Revere Life Ins Co	521,966	0	14,912,198	0	0	15,434,164	0.019947%	169
223	93777	Pavonia Life Ins Co of MI	1,951,668	0	51,959	0	0	2,003,627	0.002589%	252
224	93262	Penn Ins & Ann Co	60,280,739	3,826,130	0	0	0	64,106,869	0.082849%	110
225	67644	Penn Mut Life Ins Co	108,101,183	26,858,630	459,795	4,951,848	0	140,371,456	0.181411%	81
226	67784	Philadelphia Amer Life Ins Co	0	0	1,510,651	0	0	1,510,651	0.001952%	260
227	93548	PHL Variable Ins Co	41,104,739	59,918,996	0	0	0	101,023,735	0.130559%	99
228	72125	Physicians Life Ins Co	14,608,978	1,134,094	506,225	0	0	16,249,297	0.021000%	166
229	80578	Physicians Mut Ins Co	0	0	22,730,031	0	0	22,730,031	0.029375%	155
230	67873	Pioneer Amer Ins Co	1,886,716	10,260	0	0	0	1,896,976	0.002452%	253
231	67911	Pioneer Mut Life Ins Co	4,028,855	20,727	0	0	0	4,049,582	0.005234%	227

2019 CALIFORNIA LIFE & ANNUITY MARKET SHARE REPORT

Premiums Written During The Calendar Year
Sorted By Company Name (Alphabetically)

Record Count	Company Code	Company Name	Life Insurance	Annuity Considerations	Accident And Health	Deposit Type Contract Funds	Other Considerations	Total	Market Share	Rank
232	67946	Pioneer Security Life Ins Co	327,331	540	0	0	0	327,871	0.000424%	297
233	97152	Plateau Ins Co	34,581	0	71,151	0	0	105,732	0.000137%	309
234	65919	Primerica Life Ins Co	423,892,263	65,224	23,537	1,189,210	0	425,170,234	0.549474%	48
235	61271	Principal Life Ins Co	139,818,953	357,752,461	266,286,340	1,132,143,790	453,949	1,896,455,493	2.450908%	11
236	71161	Principal Natl Life Ins Co	122,730,021	0	0	0	0	122,730,021	0.158612%	89
237	68047	Professional Ins Co	22,314	0	1,257,757	0	0	1,280,071	0.001654%	268
238	88536	Protective Life & Annuity Ins Co	132,068	0	0	0	0	132,068	0.000171%	305
239	68136	Protective Life Ins Co	200,779,742	187,537,664	304,996	6,148,717	0	394,771,119	0.510187%	53
240	67903	Provident Amer Life & Hlth Ins Co	2,118	0	10,668	0	0	12,786	0.000017%	324
241	68195	Provident Life & Accident Ins Co	20,252,797	0	88,521,697	0	0	108,774,494	0.140576%	95
242	79227	Pruco Life Ins Co	528,890,716	576,015,197	0	4,734,141	0	1,109,640,054	1.434057%	23
243	86630	Prudential Ann Life Assur Corp	217,721	81,152,059	0	2,245,320	0	83,615,100	0.108061%	104
244	68241	Prudential Ins Co Of Amer	371,606,144	587,360,003	144,670,574	34,423,272	3,603,883,377	4,741,943,370	6.128310%	1
245	93629	Prudential Retirement Ins & Ann Co	0	5,633,119	0	238,135,345	390,706	244,159,170	0.315542%	65
246	71390	Puritan Life Ins Co of Amer	388,413	44,347,123	45,137	0	0	44,780,673	0.057873%	126
247	68357	Reliable Life Ins Co	10,525	0	231	0	0	10,756	0.000014%	325
248	68381	Reliance Standard Life Ins Co	46,934,508	97,531,722	85,103,745	0	0	229,569,975	0.296688%	66
249	67105	Reliastar Life Ins Co	185,070,870	28,491,238	224,789,632	106,101	0	438,457,841	0.566646%	47
250	61360	Reliastar Life Ins Co Of NY	2,686,813	5,400	1,843,257	0	0	4,535,470	0.005861%	221
251	61700	Renaissance Life & Hlth Ins Co of Am	16,549	0	4,322,856	0	0	4,339,405	0.005608%	224
252	68462	Reserve Natl Ins Co	36,182	0	105,357	0	0	141,539	0.000183%	304
253	93572	RGA Reins Co	0	0	7,880,485	0	0	7,880,485	0.010184%	192
254	65005	RiverSource Life Ins Co	120,726,810	375,621,471	28,335,767	460,567	0	525,144,615	0.678677%	41
255	90247	Rx Life Ins Co	37,622	2,800	0	138	0	40,560	0.000052%	316
256	60183	S USA Life Ins Co Inc	425,657	1,617,575	5,851	0	0	2,049,083	0.002648%	250
257	60445	Sagicor Life Ins Co	4,912,808	8,320,852	1,494	2,438,036	0	15,673,190	0.020255%	168
258	93742	Securian Life Ins Co	109,134,420	5,977,712	9,105,377	4,487,363	0	128,704,872	0.166333%	88
259	68675	Security Benefit Life Ins Co	1,218,769	130,082,906	0	0	0	131,301,675	0.169689%	84
260	68713	Security Life Of Denver Ins Co	180,186,896	1,352	0	0	0	180,188,248	0.232869%	73
261	68772	Security Mut Life Ins Co Of NY	4,760,684	2,500	16,203	0	0	4,779,387	0.006177%	216
262	69485	Security Natl Life Ins Co	7,757,572	171,247	1,457	7,528	0	7,937,804	0.010259%	191
263	78662	Senior Life Ins Co	3,226,343	0	0	0	0	3,226,343	0.004170%	237
264	68802	Sentinel Security Life Ins Co	2,239,139	129,295,967	170,925	0	0	131,706,031	0.170212%	83

2019 CALIFORNIA LIFE & ANNUITY MARKET SHARE REPORT

Premiums Written During The Calendar Year
Sorted By Company Name (Alphabetically)

Record Count	Company Code	Company Name	Life Insurance	Annuity Considerations	Accident And Health	Deposit Type Contract Funds	Other Considerations	Total	Market Share	Rank
265	68810	Sentry Life Ins Co	1,993,277	107,888,133	103	0	0	109,881,513	0.142007%	94
266	97241	Settlers Life Ins Co	41,814	515	1,317	0	0	43,646	0.000056%	313
267	69019	Standard Ins Co	115,702,010	39,020,407	247,401,812	738,000	235,868,770	638,730,999	0.825472%	36
268	86355	Standard Life & Accident Ins Co	899,774	5,750	7,333,318	0	0	8,238,842	0.010648%	190
269	69078	Standard Security Life Ins Co Of NY	15,539	0	113,356	0	0	128,895	0.000167%	308
270	68985	Starmount Life Ins Co	103,752	0	16,790,249	0	0	16,894,001	0.021833%	164
271	69108	State Farm Life Ins Co	502,378,819	20,097,558	0	531,564	0	523,007,941	0.675916%	42
272	69116	State Life Ins Co	134,921,589	50,637,834	3,134,377	3,215,731	0	191,909,531	0.248017%	71
273	89184	Sterling Investors Life Ins Co	205,277	4,051,935	45,083	0	0	4,302,295	0.005560%	225
274	77399	Sterling Life Ins Co	706	0	540,103	0	0	540,809	0.000699%	286
275	91785	Sterling Nat Life Ins Co Inc	0	0	5,217	0	0	5,217	0.000007%	327
276	80926	Sun Life & Hlth Ins Co	6,059,274	0	679,761	0	0	6,739,035	0.008709%	199
277	69272	Sunset Life Ins Co Of Amer	3,385,014	411,834	0	469	0	3,797,317	0.004908%	230
278	69310	Surety Life Ins Co	11,395,208	102,271	12,557	0	0	11,510,036	0.014875%	179
279	68608	Symetra Life Ins Co	97,903,279	498,272,249	65,036,518	15,079,678	0	676,291,724	0.874014%	35
280	90581	Symetra Natl Life Ins Co	14,981	0	0	0	0	14,981	0.000019%	322
281	71153	Talcott Resolution Life & Ann Ins Co	95,813,521	11,764,934	15,754	0	2,850,565	110,444,774	0.142735%	93
282	88072	Talcott Resolution Life Ins Co	3,644,112	13,688,871	1,293,600	159,975,156	137,568,882	316,170,621	0.408607%	60
283	69345	Teachers Ins & Ann Assoc Of Amer	15,731,964	668,279,013	578,972	30,037,198	0	714,627,147	0.923557%	32
284	69396	Texas Life Ins Co	28,260,489	0	0	0	0	28,260,489	0.036523%	147
285	76236	The Cincinnati Life Ins Co	8,254,887	631,438	11,235	0	0	8,897,560	0.011499%	186
286	70435	The Savings Bank Mut Life Ins Co of	17,580,361	8,609,727	0	0	0	26,190,088	0.033847%	152
287	60142	TIAA Cref Life Ins Co	38,847,223	22,104,622	211,374	457,809,707	0	518,972,926	0.670701%	43
288	69477	Time Ins Co	833,040	0	6,729,258	0	0	7,562,298	0.009773%	194
289	69566	Trans World Assur Co	2,187,522	1,052,764	0	0	0	3,240,286	0.004188%	236
290	70688	Transamerica Financial Life Ins Co	948,837	550,770	869,172	0	1,623,562,085	1,625,930,864	2.101292%	18
291	86231	Transamerica Life Ins Co	460,172,226	331,937,220	103,560,048	311,582	898,222,951	1,794,204,027	2.318762%	14
292	66281	Transamerica Premier Life Ins Co	593,698,033	84,190,802	48,754,198	14,620	224,220	726,881,873	0.939395%	31
293	61425	Trustmark Ins Co	51,437,789	3,013	11,984,679	0	0	63,425,481	0.081969%	111
294	62863	Trustmark Life Ins Co	286,356	0	4,744,508	0	0	5,030,864	0.006502%	212
295	80314	Unicare Life & Hlth Ins Co	4,429,012	0	3,027,022	0	0	7,456,034	0.009636%	197
296	11121	Unified Life Ins Co	540,852	3,404	2,185,451	0	0	2,729,707	0.003528%	241
297	91529	Unimerica Ins Co	8,328,310	0	65,071,804	0	0	73,400,114	0.094860%	107

2019 CALIFORNIA LIFE & ANNUITY MARKET SHARE REPORT

Premiums Written During The Calendar Year
Sorted By Company Name (Alphabetically)

Record Count	Company Code	Company Name	Life Insurance	Annuity Considerations	Accident And Health	Deposit Type Contract Funds	Other Considerations	Total	Market Share	Rank
298	62596	Union Fidelity Life Ins Co	835,897	0	1,893,952	0	0	2,729,849	0.003528%	240
299	69744	Union Labor Life Ins Co	6,536,352	0	13,957,015	0	0	20,493,367	0.026485%	158
300	70408	Union Security Ins Co	10,063,703	299,464	17,082,427	0	0	27,445,594	0.035470%	149
301	92916	United Amer Ins Co	525,764	342,221	37,208,090	0	0	38,076,075	0.049208%	133
302	69892	United Farm Family Life Ins Co	4,008,447	25	0	0	0	4,008,472	0.005180%	228
303	87645	United Fidelity Life Ins Co	342,029	8,470	0	2,618	0	353,117	0.000456%	294
304	63983	United Heritage Life Ins Co	3,193,985	387,762	45,061	300	0	3,627,108	0.004688%	234
305	69922	United Home Life Ins Co	1,182,087	0	7,505	0	0	1,189,592	0.001537%	269
306	69930	United Ins Co Of Amer	18,235,460	0	574,653	0	0	18,810,113	0.024309%	161
307	69973	United Life Ins Co	534,062	0	0	0	0	534,062	0.000690%	287
308	69868	United Of Omaha Life Ins Co	211,026,933	78,819,149	73,258,083	42,434,331	275,012	405,813,508	0.524458%	51
309	42129	United Security Assur Co Of PA	0	0	14,920	0	0	14,920	0.000019%	323
310	70106	United States Life Ins Co in the Cit	2,304,734	5,424,838	3,094,419	0	0	10,823,991	0.013989%	183
311	72850	United World Life Ins Co	88,408	0	12,389,757	0	0	12,478,165	0.016126%	175
312	79413	UnitedHealthcare Ins Co	8,369,782	0	3,448,222,779	0	0	3,456,592,561	4.467171%	2
313	97179	UnitedHealthcare Life Ins Co	0	0	257,077	0	0	257,077	0.000332%	299
314	63819	Unity Financial Life Ins Co	866,618	0	0	0	0	866,618	0.001120%	274
315	67601	Unum Ins Co	136,228	0	1,133,319	2,297,715	0	3,567,262	0.004610%	235
316	62235	Unum Life Ins Co Of Amer	133,793,585	5,924	331,358,131	8,531	0	465,166,171	0.601163%	45
317	80705	US Br Great West Life Assur Co	941,704	0	376,939	0	0	1,318,643	0.001704%	266
318	80802	US Br Sun Life Assur Co of Canada	77,303,268	0	183,379,304	0	0	260,682,572	0.336896%	62
319	80659	US Business of Canada Life Assur Co	5,396,517	116,116	205,477	0	0	5,718,110	0.007390%	207
320	84530	US Financial Life Ins Co	7,542,173	0	0	0	0	7,542,173	0.009747%	196
321	70955	USA Life One Ins Co Of IN	1,132	0	0	0	0	1,132	0.000001%	332
322	69663	USAA Life Ins Co	105,596,508	66,672,545	42,648,060	2,044,391	0	216,961,504	0.280393%	67
323	68632	Vantis Life Ins Co	385,742	1,500	0	0	0	387,242	0.000500%	293
324	70238	Variable Ann Life Ins Co	0	326,983,191	0	49,415,933	0	376,399,124	0.486444%	54
325	80942	Voya Ins & Ann Co	1,716,788	8,941,847	171	0	0	10,658,806	0.013775%	184
326	86509	Voya Retirement Ins & Ann Co	8,127,214	1,226,820,150	0	1,021,185	148,576,040	1,384,544,589	1.789334%	19
327	70319	Washington Natl Ins Co	6,528,723	599,703	19,541,959	0	0	26,670,385	0.034468%	150
328	70335	West Coast Life Ins Co	71,786,730	4,502	704	0	0	71,791,936	0.092781%	108
329	70483	Western & Southern Life Ins Co	10,530,483	0	739,767	0	0	11,270,250	0.014565%	181
330	92622	Western Southern Life Assur Co	7,848,175	93,162,315	0	3,286,858	0	104,297,348	0.134790%	97

2019 CALIFORNIA LIFE & ANNUITY MARKET SHARE REPORT

Premiums Written During The Calendar Year Sorted By Company Name (Alphabetically)

Record Count	Company Code	Company Name	Life Insurance	Annuity Considerations	Accident And Health	Deposit Type Contract Funds	Other Considerations	Total	Market Share	Rank
331	85189	Western United Life Assur Co	200	6,500	22,203	0	0	28,903	0.000037%	318
332	62413	Wilcac Life Ins Co	783,946	11,346	2,674	825,509	0	1,623,475	0.002098%	258
333	65900	Wilco Life Ins Co	27,783,551	14,463	1,072,766	0	0	28,870,780	0.037312%	145
334	60704	Wilton Reassur Life Co of NY	466,563	3,425	7,251	0	0	477,239	0.000617%	289
335	90557	Zurich Amer Life Ins Co	34,874,926	5,602,834	11,353,573	0	0	51,831,333	0.066985%	120
Totals:			18,844,928,888	27,990,914,812	17,468,449,227	2,875,187,670	10,198,187,809	77,377,668,406	100.000000%	

California Life & Annuity Market Share Report
Premiums Written During Calendar Year 2019
Line of Business: LIFE INSURANCE
Sorted By Company Name (Alphabetically)

Record Count	Company Code	Company Name	Written Premium	Market Share	Rank
1	80985	4 Ever Life Ins Co	482,171	0.002559%	229
2	77879	5 Star Life Ins Co	7,521,741	0.039914%	126
3	71854	AAA Life Ins Co	267,031,539	1.416994%	21
4	71471	Ability Ins Co	13,107	0.000070%	290
5	62200	Accordia Life & Ann Co	207,567,178	1.101448%	27
6	60054	Aetna Life Ins Co	45,999,120	0.244093%	69
7	90611	Allianz Life Ins Co Of N Amer	230,752,078	1.224478%	24
8	70866	Allstate Assur Co	40,536,713	0.215107%	74
9	60186	Allstate Life Ins Co	48,704,399	0.258448%	66
10	70874	Allstate Life Ins Co Of NY	632,019	0.003354%	220
11	60216	Amalgamated Life Ins Co	238,963	0.001268%	247
12	68594	American Amicable Life Ins Co Of TX	11,497,178	0.061009%	111
13	60275	American Bankers Life Assur Co Of FL	298,526	0.001584%	243
14	92738	American Equity Invest Life Ins Co	21,804	0.000116%	281
15	60380	American Family Life Assur Co of Col	28,001,854	0.148591%	90
16	60399	American Family Life Ins Co	1,833,397	0.009729%	181
17	60410	American Fidelity Assur Co	41,710,915	0.221338%	72
18	60429	American Fidelity Life Ins Co	504,079	0.002675%	228
19	60488	American Gen Life Ins Co	557,766,089	2.959768%	8
20	60534	American Heritage Life Ins Co	5,571,279	0.029564%	138
21	60518	American Hlth & Life Ins Co	7,192,616	0.038167%	127
22	60577	American Income Life Ins Co	122,664,925	0.650917%	40
23	67989	American Memorial Life Ins Co	135,739,164	0.720295%	34
24	60739	American Natl Ins Co	80,116,109	0.425134%	56
25	71773	American Natl Life Ins Co Of TX	147,562	0.000783%	256
26	60801	American Public Life Ins Co	13,781	0.000073%	288
27	60836	American Republic Ins Co	163,488	0.000868%	255
28	60895	American United Life Ins Co	35,261,724	0.187115%	79
29	61999	Americo Fin Life & Ann Ins Co	19,332,595	0.102588%	98
30	61301	Ameritas Life Ins Corp	77,935,561	0.413563%	58
31	72222	Amica Life Ins Co	5,869,193	0.031145%	136
32	62825	Anthem Blue Cross Life & Hlth Ins Co	59,998,587	0.318381%	63
33	61069	Anthem Life Ins Co	5,314,532	0.028201%	141
34	71439	Assurity Life Ins Co	15,295,613	0.081166%	104
35	68039	Athene Ann & Life Assur Co of NY	444,786	0.002360%	231
36	61689	Athene Ann & Life Co	10,348,341	0.054913%	116
37	61492	Athene Annuity & Life Assur Co	3,602,018	0.019114%	156
38	61182	Aurora Natl Life Assur Co	2,981,935	0.015824%	162
39	84522	Auto Club Life Ins Co	1,447,355	0.007680%	190
40	62880	AXA Equitable Life & Ann Co	1,461,617	0.007756%	189
41	62944	AXA Equitable Life Ins Co	212,623,718	1.128281%	25
42	61212	Baltimore Life Ins Co	6,035,510	0.032027%	135
43	61263	Bankers Life & Cas Co	32,681,480	0.173423%	82

California Life & Annuity Market Share Report
Premiums Written During Calendar Year 2019
Line of Business: LIFE INSURANCE
Sorted By Company Name (Alphabetically)

Record Count	Company Code	Company Name	Written Premium	Market Share	Rank
44	94250	Banner Life Ins Co	122,440,311	0.649726%	41
45	61395	Beneficial Life Ins Co	5,543,776	0.029418%	139
46	64890	Berkley Life & Hlth Ins Co	2,570	0.000014%	301
47	71714	Berkshire Life Ins Co of Amer	556,404	0.002953%	222
48	90638	Best Life & Hlth Ins Co	223,080	0.001184%	249
49	61557	Blue Shield of CA Life & Hlth Ins Co	10,397,623	0.055175%	115
50	61476	Boston Mut Life Ins Co	2,680,725	0.014225%	167
51	87726	Brighthouse Life Ins Co	241,274,034	1.280313%	23
52	61581	Capitol Life Ins Co	3,275	0.000017%	300
53	71331	Careamerica Life Ins Co	561	0.000003%	310
54	61751	Central States H & L Co Of Omaha	68,638	0.000364%	270
55	61832	Chesapeake Life Ins Co	4,805,300	0.025499%	144
56	61875	Church Life Ins Corp	1,698,781	0.009015%	184
57	67369	Cigna Hlth & Life Ins Co	28,194	0.000150%	278
58	93432	CM Life Ins Co	22,384,273	0.118781%	96
59	62626	CMFG Life Ins Co	33,816,021	0.179444%	81
60	62049	Colonial Life & Accident Ins Co	36,173,989	0.191956%	77
61	62065	Colonial Penn Life Ins Co	22,946,065	0.121763%	94
62	76023	Columbian Life Ins Co	5,800,564	0.030781%	137
63	62103	Columbian Mut Life Ins Co	230,861	0.001225%	248
64	99937	Columbus Life Ins Co	63,525,696	0.337097%	61
65	62146	Combined Ins Co Of Amer	4,827,916	0.025619%	143
66	84824	Commonwealth Ann & Life Ins Co	2,724,664	0.014458%	164
67	92444	Companion Life Ins Co of CA	954	0.000005%	307
68	62308	Connecticut Gen Life Ins Co	25,867,091	0.137263%	93
69	71730	Continental Amer Ins Co	693,522	0.003680%	215
70	71404	Continental Gen Ins Co	359,195	0.001906%	238
71	68500	Continental Life Ins Co Brentwood	5,232	0.000028%	297
72	82880	CSI Life Ins Co	9,162	0.000049%	296
73	71129	Dearborn Life Ins Co	1,589,392	0.008434%	185
74	62634	Delaware Amer Life Ins Co	90,498	0.000480%	264
75	79065	Delaware Life Ins Co	2,961,116	0.015713%	163
76	84174	ELCO Mut Life & Ann	11,534	0.000061%	292
77	85561	Elips Life Ins Co	17,339	0.000092%	282
78	62928	EMC Natl Life Co	767,254	0.004071%	212
79	78077	Equitable Financial Life Ins Co of A	100,567,270	0.533657%	51
80	62510	Equitrust Life Ins Co	1,326,304	0.007038%	193
81	77968	Family Heritage Life Ins Co Of Amer	56,154	0.000298%	271
82	63053	Family Life Ins Co	2,045,940	0.010857%	174
83	74004	Family Serv Life Ins Co	682	0.000004%	309
84	63177	Farmers New World Life Ins Co	323,980,756	1.719193%	17
85	63223	Federal Life Ins Co	1,956,387	0.010382%	177
86	63258	Federated Life Ins Co	11,812,327	0.062682%	110

California Life & Annuity Market Share Report
Premiums Written During Calendar Year 2019
Line of Business: LIFE INSURANCE
Sorted By Company Name (Alphabetically)

Record Count	Company Code	Company Name	Written Premium	Market Share	Rank
87	63274	Fidelity & Guar Life Ins Co	103,182,697	0.547536%	50
88	93696	Fidelity Investments Life Ins Co	1,933,360	0.010259%	179
89	63290	Fidelity Life Assn A Legal Reserve L	13,492,053	0.071595%	108
90	71870	Fidelity Security Life Ins Co	2,720,515	0.014436%	165
91	69140	First Allmerca Fin Life Ins Co	712,367	0.003780%	214
92	90328	First Hlth Life & Hlth Ins Co	2,212	0.000012%	302
93	67652	First Penn Pacific Life Ins Co	15,921,989	0.084490%	102
94	63495	Foresters Life Ins Ann Co	7,171,556	0.038056%	128
95	91642	Forethought Life Ins Co	35,677,456	0.189321%	78
96	99775	Funeral Directors Life Ins Co	678,626	0.003601%	217
97	63657	Garden State Life Ins Co	1,314,339	0.006974%	195
98	65536	Genworth Life & Ann Ins Co	128,137,055	0.679955%	37
99	70025	Genworth Life Ins Co	31,958,566	0.169587%	86
100	70939	Gerber Life Ins Co	37,916,719	0.201204%	76
101	91472	Globe Life & Accident Ins Co	52,054,972	0.276228%	64
102	62286	Golden Rule Ins Co	858,772	0.004557%	207
103	63967	Government Personnel Mut Life Ins Co	3,618,251	0.019200%	155
104	67059	GPM Hlth & Life Ins Co	1,324,115	0.007026%	194
105	63312	Great Amer Life Ins Co	6,401,971	0.033972%	131
106	90212	Great Southern Life Ins Co	3,206,778	0.017017%	159
107	68322	Great W Life & Ann Ins Co	28,273,587	0.150033%	88
108	71480	Great Western Ins Co	27,743,165	0.147218%	92
109	64211	Guarantee Trust Life Ins Co	2,044,420	0.010849%	175
110	64238	Guaranty Income Life Ins Co	5,221	0.000028%	298
111	78778	Guardian Ins & Ann Co Inc	2,169,356	0.011512%	173
112	64246	Guardian Life Ins Co Of Amer	274,357,654	1.455870%	20
113	83607	Guggenheim Life & Ann Co	38,079	0.000202%	273
114	70815	Hartford Life & Accident Ins Co	127,763,225	0.677971%	38
115	92711	HCC Life Ins Co	618,097	0.003280%	221
116	66141	Health Net Life Ins Co	960,758	0.005098%	202
117	93440	HM Life Ins Co	4,580	0.000024%	299
118	64505	Homesteaders Life Co	32,370,805	0.171775%	85
119	64513	Horace Mann Life Ins Co	6,133,673	0.032548%	132
120	91693	IA Amer Life Ins Co	13,956,712	0.074061%	107
121	97764	Idealife Ins Co	126,796	0.000673%	260
122	64580	Illinois Mut Life Ins Co	1,568,238	0.008322%	187
123	14406	Industrial Alliance Ins & Fin Serv I	3,900,371	0.020697%	151
124	74780	Integrity Life Ins Co	14,203	0.000075%	287
125	64904	Investors Heritage Life Ins Co	27,866	0.000148%	279
126	63487	Investors Life Ins Co N Amer	1,128,396	0.005988%	199
127	65056	Jackson Natl Life Ins Co	81,249,165	0.431146%	55
128	64017	Jefferson Natl Life Ins Co	1,131,891	0.006006%	198
129	65080	John Alden Life Ins Co	664,548	0.003526%	218

California Life & Annuity Market Share Report
Premiums Written During Calendar Year 2019
Line of Business: LIFE INSURANCE
Sorted By Company Name (Alphabetically)

Record Count	Company Code	Company Name	Written Premium	Market Share	Rank
130	93610	John Hancock Life & Hlth Ins Co	81,166	0.000431%	269
131	65838	John Hancock Life Ins Co USA	525,228,012	2.787105%	10
132	65129	Kansas City Life Ins Co	15,272,497	0.081043%	105
133	65242	Lafayette Life Ins Co	32,668,224	0.173353%	84
134	71323	Langhorne Reins AZ Ltd	1,448	0.000008%	305
135	68543	Liberty Bankers Life Ins Co	1,069,279	0.005674%	201
136	65331	Liberty Natl Life Ins Co	6,080,335	0.032265%	133
137	65498	Life Ins Co Of N Amer	251,288,542	1.333454%	22
138	65528	Life Ins Co Of The Southwest	480,386,734	2.549157%	12
139	97985	LifeMap Assur Co	145,064	0.000770%	257
140	77720	LifeSecure Ins Co	349,834	0.001856%	239
141	99724	LifeShield Natl Ins Co	89,173	0.000473%	265
142	65595	Lincoln Benefit Life Co	163,721,958	0.868785%	31
143	65927	Lincoln Heritage Life Ins Co	97,881,553	0.519405%	53
144	62057	Lincoln Life & Ann Co of NY	1,589,044	0.008432%	186
145	65315	Lincoln Life Assur Co of Boston	116,422,441	0.617792%	43
146	65676	Lincoln Natl Life Ins Co	812,501,355	4.311512%	5
147	60232	Lombard Intl Life Assur Co	723,676	0.003840%	213
148	65722	Loyal Amer Life Ins Co	117,306	0.000622%	261
149	73504	Lumico Life Ins Co	1,475,436	0.007829%	188
150	65781	Madison Natl Life Ins Co Inc	537,909	0.002854%	224
151	65870	Manhattan Life Ins Co	1,111,278	0.005897%	200
152	67083	Manhattan Natl Life Ins Co	1,798,610	0.009544%	182
153	61883	ManhattanLife Assur Co of Amer	269,769	0.001432%	246
154	65935	Massachusetts Mut Life Ins Co	930,521,283	4.937781%	2
155	31119	Medico Ins Co	13,604	0.000072%	289
156	86126	Members Life Ins Co	85,955	0.000456%	267
157	65978	Metropolitan Life Ins Co	877,686,680	4.657416%	3
158	97136	Metropolitan Tower Life Ins Co	45,716,895	0.242595%	70
159	66087	Mid West Natl Life Ins Co Of TN	842,576	0.004471%	208
160	66044	Midland Natl Life Ins Co	151,556,937	0.804232%	32
161	66109	Midwestern United Life Ins Co	206,359	0.001095%	252
162	66168	Minnesota Life Ins Co	304,366,860	1.615113%	18
163	70416	MML Bay State Life Ins Co	3,628,191	0.019253%	154
164	66265	Monarch Life Ins Co	81,277	0.000431%	268
165	66370	Mony Life Ins Co	9,654,936	0.051234%	118
166	88668	Mutual Of Amer Life Ins Co	338,630	0.001797%	241
167	66427	Mutual Trust Life Ins Co a Pan Amer	29,295,541	0.155456%	87
168	93734	Nassau Life & Ann Co	32,515	0.000173%	277
169	67814	Nassau Life Ins Co	16,301,734	0.086505%	101
170	68284	Nassau Life Ins Co of KS	13,006	0.000069%	291
171	62359	Nassau Life Ins Co of TX	653,486	0.003468%	219
172	61409	National Benefit Life Ins Co	1,365,204	0.007244%	191

California Life & Annuity Market Share Report
Premiums Written During Calendar Year 2019
Line of Business: LIFE INSURANCE
Sorted By Company Name (Alphabetically)

Record Count	Company Code	Company Name	Written Premium	Market Share	Rank
173	66540	National Farmers Union Life Ins Co	440,230	0.002336%	232
174	66583	National Guardian Life Ins Co	79,071,821	0.419592%	57
175	82538	National Hlth Ins Co	489	0.000003%	311
176	66680	National Life Ins Co	32,669,197	0.173358%	83
177	87963	National Teachers Assoc Life Ins Co	371,755	0.001973%	237
178	66850	National Western Life Ins Co	22,657,840	0.120233%	95
179	92657	Nationwide Life & Ann Ins Co	326,001,082	1.729914%	16
180	66869	Nationwide Life Ins Co	112,291,519	0.595871%	45
181	98205	Natl Foundation Life Ins Co	16,782	0.000089%	283
182	91626	New England Life Ins Co	10,500,368	0.055720%	114
183	78743	New Era Life Ins Co	1,588	0.000008%	304
184	69698	New Era Life Ins Co Of Midwest	9,777	0.000052%	295
185	91596	New York Life Ins & Ann Corp	285,392,717	1.514427%	19
186	66915	New York Life Ins Co	1,188,644,989	6.307506%	1
187	81264	Nippon Life Ins Co Of Amer	692,630	0.003675%	216
188	66974	North Amer Co Life & Hlth Ins	104,768,933	0.555953%	49
189	67091	Northwestern Mut Life Ins Co	846,681,933	4.492890%	4
190	81353	NYLife Ins Co Of AZ	4,737,325	0.025138%	146
191	67148	Occidental Life Ins Co Of NC	3,691,819	0.019591%	152
192	68446	Oceanview Life & Annuity Co	10,495	0.000056%	294
193	89206	Ohio Natl Life Assur Corp	42,682,952	0.226496%	71
194	67172	Ohio Natl Life Ins Co	47,421,868	0.251643%	67
195	67180	Ohio State Life Ins Co	2,285,529	0.012128%	169
196	67199	Old Amer Ins Co	4,697,418	0.024927%	147
197	67261	Old Republic Life Ins Co	1,334,662	0.007082%	192
198	76007	Old United Life Ins Co	400	0.000002%	312
199	69647	Optum Ins of OH Inc	95,354	0.000506%	263
200	76112	Oxford Life Ins Co	3,038,401	0.016123%	161
201	67393	Ozark Natl Life Ins Co	191,003	0.001014%	254
202	64343	Pacific Guardian Life Ins Co Ltd	13,379,385	0.070997%	109
203	97268	Pacific Life & Ann Co	272,054	0.001444%	245
204	67466	Pacific Life Ins Co	693,986,629	3.682617%	6
205	93459	Pan Amer Assur Co	2,284,312	0.012122%	170
206	67539	Pan Amer Life Ins Co	417,710	0.002217%	234
207	60003	Park Avenue Life Ins Co	217,189	0.001153%	251
208	67598	Paul Revere Life Ins Co	521,966	0.002770%	227
209	93777	Pavonia Life Ins Co of MI	1,951,668	0.010356%	178
210	93262	Penn Ins & Ann Co	60,280,739	0.319878%	62
211	67644	Penn Mut Life Ins Co	108,101,183	0.573635%	47
212	93548	PHL Variable Ins Co	41,104,739	0.218121%	73
213	72125	Physicians Life Ins Co	14,608,978	0.077522%	106
214	67873	Pioneer Amer Ins Co	1,886,716	0.010012%	180
215	67911	Pioneer Mut Life Ins Co	4,028,855	0.021379%	149

California Life & Annuity Market Share Report
Premiums Written During Calendar Year 2019
Line of Business: LIFE INSURANCE
Sorted By Company Name (Alphabetically)

Record Count	Company Code	Company Name	Written Premium	Market Share	Rank
216	67946	Pioneer Security Life Ins Co	327,331	0.001737%	242
217	97152	Plateau Ins Co	34,581	0.000184%	276
218	65919	Primerica Life Ins Co	423,892,263	2.249370%	14
219	61271	Principal Life Ins Co	139,818,953	0.741945%	33
220	71161	Principal Natl Life Ins Co	122,730,021	0.651263%	39
221	68047	Professional Ins Co	22,314	0.000118%	280
222	88536	Protective Life & Annuity Ins Co	132,068	0.000701%	259
223	68136	Protective Life Ins Co	200,779,742	1.065431%	28
224	67903	Provident Amer Life & Hlth Ins Co	2,118	0.000011%	303
225	68195	Provident Life & Accident Ins Co	20,252,797	0.107471%	97
226	79227	Pruco Life Ins Co	528,890,716	2.806541%	9
227	86630	Prudential Ann Life Assur Corp	217,721	0.001155%	250
228	68241	Prudential Ins Co Of Amer	371,606,144	1.971916%	15
229	71390	Puritan Life Ins Co of Amer	388,413	0.002061%	235
230	68357	Reliable Life Ins Co	10,525	0.000056%	293
231	68381	Reliance Standard Life Ins Co	46,934,508	0.249056%	68
232	67105	Reliastar Life Ins Co	185,070,870	0.982073%	29
233	61360	Reliastar Life Ins Co Of NY	2,686,813	0.014257%	166
234	61700	Renaissance Life & Hlth Ins Co of Am	16,549	0.000088%	284
235	68462	Reserve Natl Ins Co	36,182	0.000192%	275
236	65005	RiverSource Life Ins Co	120,726,810	0.640633%	42
237	90247	Rx Life Ins Co	37,622	0.000200%	274
238	60183	S USA Life Ins Co Inc	425,657	0.002259%	233
239	60445	Sagicor Life Ins Co	4,912,808	0.026070%	142
240	93742	Securian Life Ins Co	109,134,420	0.579118%	46
241	68675	Security Benefit Life Ins Co	1,218,769	0.006467%	196
242	68713	Security Life Of Denver Ins Co	180,186,896	0.956156%	30
243	68772	Security Mut Life Ins Co Of NY	4,760,684	0.025262%	145
244	69485	Security Natl Life Ins Co	7,757,572	0.041165%	124
245	78662	Senior Life Ins Co	3,226,343	0.017120%	158
246	68802	Sentinel Security Life Ins Co	2,239,139	0.011882%	171
247	68810	Sentry Life Ins Co	1,993,277	0.010577%	176
248	97241	Settlers Life Ins Co	41,814	0.000222%	272
249	69019	Standard Ins Co	115,702,010	0.613969%	44
250	86355	Standard Life & Accident Ins Co	899,774	0.004775%	205
251	69078	Standard Security Life Ins Co Of NY	15,539	0.000082%	285
252	68985	Starmount Life Ins Co	103,752	0.000551%	262
253	69108	State Farm Life Ins Co	502,378,819	2.665857%	11
254	69116	State Life Ins Co	134,921,589	0.715957%	35
255	89184	Sterling Investors Life Ins Co	205,277	0.001089%	253
256	77399	Sterling Life Ins Co	706	0.000004%	308
257	80926	Sun Life & Hlth Ins Co	6,059,274	0.032153%	134
258	69272	Sunset Life Ins Co Of Amer	3,385,014	0.017962%	157

California Life & Annuity Market Share Report
Premiums Written During Calendar Year 2019
Line of Business: LIFE INSURANCE
Sorted By Company Name (Alphabetically)

Record Count	Company Code	Company Name	Written Premium	Market Share	Rank
259	69310	Surety Life Ins Co	11,395,208	0.060468%	112
260	68608	Symetra Life Ins Co	97,903,279	0.519521%	52
261	90581	Symetra Natl Life Ins Co	14,981	0.000079%	286
262	71153	Talcott Resolution Life & Ann Ins Co	95,813,521	0.508431%	54
263	88072	Talcott Resolution Life Ins Co	3,644,112	0.019337%	153
264	69345	Teachers Ins & Ann Assoc Of Amer	15,731,964	0.083481%	103
265	69396	Texas Life Ins Co	28,260,489	0.149963%	89
266	76236	The Cincinnati Life Ins Co	8,254,887	0.043804%	121
267	70435	The Savings Bank Mut Life Ins Co of	17,580,361	0.093290%	100
268	60142	TIAA Cref Life Ins Co	38,847,223	0.206142%	75
269	69477	Time Ins Co	833,040	0.004420%	210
270	69566	Trans World Assur Co	2,187,522	0.011608%	172
271	70688	Transamerica Financial Life Ins Co	948,837	0.005035%	203
272	86231	Transamerica Life Ins Co	460,172,226	2.441889%	13
273	66281	Transamerica Premier Life Ins Co	593,698,033	3.150439%	7
274	61425	Trustmark Ins Co	51,437,789	0.272953%	65
275	62863	Trustmark Life Ins Co	286,356	0.001520%	244
276	80314	Unicare Life & Hlth Ins Co	4,429,012	0.023502%	148
277	11121	Unified Life Ins Co	540,852	0.002870%	223
278	91529	Unimerica Ins Co	8,328,310	0.044194%	120
279	62596	Union Fidelity Life Ins Co	835,897	0.004436%	209
280	69744	Union Labor Life Ins Co	6,536,352	0.034685%	129
281	70408	Union Security Ins Co	10,063,703	0.053403%	117
282	92916	United Amer Ins Co	525,764	0.002790%	226
283	69892	United Farm Family Life Ins Co	4,008,447	0.021271%	150
284	87645	United Fidelity Life Ins Co	342,029	0.001815%	240
285	63983	United Heritage Life Ins Co	3,193,985	0.016949%	160
286	69922	United Home Life Ins Co	1,182,087	0.006273%	197
287	69930	United Ins Co Of Amer	18,235,460	0.096766%	99
288	69973	United Life Ins Co	534,062	0.002834%	225
289	69868	United Of Omaha Life Ins Co	211,026,933	1.119808%	26
290	70106	United States Life Ins Co in the Cit	2,304,734	0.012230%	168
291	72850	United World Life Ins Co	88,408	0.000469%	266
292	79413	UnitedHealthcare Ins Co	8,369,782	0.044414%	119
293	63819	Unity Financial Life Ins Co	866,618	0.004599%	206
294	67601	Unum Ins Co	136,228	0.000723%	258
295	62235	Unum Life Ins Co Of Amer	133,793,585	0.709971%	36
296	80705	US Br Great West Life Assur Co	941,704	0.004997%	204
297	80802	US Br Sun Life Assur Co of Canada	77,303,268	0.410207%	59
298	80659	US Business of Canada Life Assur Co	5,396,517	0.028636%	140
299	84530	US Financial Life Ins Co	7,542,173	0.040022%	125
300	70955	USA Life One Ins Co Of IN	1,132	0.000006%	306
301	69663	USAA Life Ins Co	105,596,508	0.560344%	48

California Life & Annuity Market Share Report
Premiums Written During Calendar Year 2019
Line of Business: LIFE INSURANCE
Sorted By Company Name (Alphabetically)

Record Count	Company Code	Company Name	Written Premium	Market Share	Rank
302	68632	Vantis Life Ins Co	385,742	0.002047%	236
303	80942	Voya Ins & Ann Co	1,716,788	0.009110%	183
304	86509	Voya Retirement Ins & Ann Co	8,127,214	0.043127%	122
305	70319	Washington Natl Ins Co	6,528,723	0.034644%	130
306	70335	West Coast Life Ins Co	71,786,730	0.380934%	60
307	70483	Western & Southern Life Ins Co	10,530,483	0.055880%	113
308	92622	Western Southern Life Assur Co	7,848,175	0.041646%	123
309	85189	Western United Life Assur Co	200	0.000001%	313
310	62413	Wilcac Life Ins Co	783,946	0.004160%	211
311	65900	Wilco Life Ins Co	27,783,551	0.147433%	91
312	60704	Wilton Reassur Life Co of NY	466,563	0.002476%	230
313	90557	Zurich Amer Life Ins Co	34,874,926	0.185063%	80
	Totals:		18,844,928,888	100.000000%	

California Life & Annuity Market Share Report
Premiums Written During Calendar Year 2019
Line of Business: ANNUITY CONSIDERATIONS
Sorted By Company Name (Alphabetically)

Record Count	Company Code	Company Name	Written Premium	Market Share	Rank
1	71854	AAA Life Ins Co	55,280,384	0.197494%	59
2	60054	Aetna Life Ins Co	981,343	0.003506%	112
3	90611	Allianz Life Ins Co Of N Amer	1,581,218,906	5.649033%	3
4	60186	Allstate Life Ins Co	162,259	0.000580%	140
5	70874	Allstate Life Ins Co Of NY	300	0.000001%	204
6	68594	American Amicable Life Ins Co Of TX	583,470	0.002084%	119
7	60275	American Bankers Life Assur Co Of FL	528	0.000002%	201
8	92738	American Equity Invest Life Ins Co	256,018,521	0.914647%	31
9	60399	American Family Life Ins Co	4,200	0.000015%	181
10	60410	American Fidelity Assur Co	113,913,431	0.406965%	42
11	60429	American Fidelity Life Ins Co	199,390	0.000712%	136
12	60488	American Gen Life Ins Co	1,626,001,704	5.809023%	2
13	60534	American Heritage Life Ins Co	7,042	0.000025%	173
14	67989	American Memorial Life Ins Co	409,603	0.001463%	128
15	60739	American Natl Ins Co	118,740,263	0.424209%	41
16	60895	American United Life Ins Co	443,725,167	1.585244%	23
17	61999	Americo Fin Life & Ann Ins Co	76,346,295	0.272753%	55
18	61301	Ameritas Life Ins Corp	236,456,537	0.844760%	33
19	72222	Amica Life Ins Co	246,611	0.000881%	134
20	93661	Annuity Investors Life Ins Co	24,250,796	0.086638%	73
21	71439	Assurity Life Ins Co	512,671	0.001832%	124
22	68039	Athene Ann & Life Assur Co of NY	1,804,802	0.006448%	104
23	61689	Athene Ann & Life Co	1,217,797,145	4.350679%	7
24	61492	Athene Annuity & Life Assur Co	33,402	0.000119%	157
25	84522	Auto Club Life Ins Co	264,808	0.000946%	132
26	62944	AXA Equitable Life Ins Co	1,028,641,446	3.674905%	9
27	61263	Bankers Life & Cas Co	45,331,448	0.161950%	61
28	94250	Banner Life Ins Co	31,080,959	0.111039%	67
29	61395	Beneficial Life Ins Co	161,179	0.000576%	141
30	87726	Brighthouse Life Ins Co	626,273,500	2.237413%	15
31	61832	Chesapeake Life Ins Co	114,243	0.000408%	146
32	61875	Church Life Ins Corp	913,916	0.003265%	113
33	93432	CM Life Ins Co	137,786,337	0.492253%	37
34	62626	CMFG Life Ins Co	7,384,482	0.026382%	85
35	62049	Colonial Life & Accident Ins Co	28,250	0.000101%	158
36	76023	Columbian Life Ins Co	2,218	0.000008%	189
37	62103	Columbian Mut Life Ins Co	38,844	0.000139%	156
38	99937	Columbus Life Ins Co	4,647,750	0.016604%	94
39	84824	Commonwealth Ann & Life Ins Co	4,927,356	0.017603%	93
40	92444	Companion Life Ins Co of CA	6,500	0.000023%	174
41	62308	Connecticut Gen Life Ins Co	12,000	0.000043%	166

California Life & Annuity Market Share Report
Premiums Written During Calendar Year 2019
Line of Business: ANNUITY CONSIDERATIONS
Sorted By Company Name (Alphabetically)

Record Count	Company Code	Company Name	Written Premium	Market Share	Rank
42	71404	Continental Gen Ins Co	529,630	0.001892%	123
43	79065	Delaware Life Ins Co	152,004,086	0.543047%	36
44	13183	Eagle Life Ins Co	20,738,634	0.074090%	77
45	84174	ELCO Mut Life & Ann	5,475,847	0.019563%	90
46	62928	EMC Natl Life Co	205,756	0.000735%	135
47	78077	Equitable Financial Life Ins Co of A	1,750,703	0.006255%	105
48	62510	Equitrust Life Ins Co	108,384,117	0.387211%	45
49	63053	Family Life Ins Co	1,450	0.000005%	193
50	63177	Farmers New World Life Ins Co	7,585,263	0.027099%	84
51	63223	Federal Life Ins Co	101,893	0.000364%	148
52	63258	Federated Life Ins Co	572,243	0.002044%	120
53	63274	Fidelity & Guar Life Ins Co	482,602,857	1.724138%	21
54	93696	Fidelity Investments Life Ins Co	171,109,686	0.611303%	35
55	71870	Fidelity Security Life Ins Co	148,446	0.000530%	142
56	69140	First Allmerica Fin Life Ins Co	8,516	0.000030%	170
57	67652	First Penn Pacific Life Ins Co	21,563	0.000077%	160
58	63495	Foresters Life Ins Ann Co	3,033,520	0.010837%	100
59	91642	Forethought Life Ins Co	710,200,789	2.537250%	12
60	99775	Funeral Directors Life Ins Co	143,861	0.000514%	143
61	65536	Genworth Life & Ann Ins Co	1,569,993	0.005609%	107
62	70025	Genworth Life Ins Co	536,440	0.001916%	122
63	63967	Government Personnel Mut Life Ins Co	16,176	0.000058%	162
64	67059	GPM Hlth & Life Ins Co	128,144	0.000458%	144
65	63312	Great Amer Life Ins Co	404,259,630	1.444250%	24
66	90212	Great Southern Life Ins Co	441,996	0.001579%	126
67	68322	Great W Life & Ann Ins Co	534,295,618	1.908814%	19
68	71480	Great Western Ins Co	1,030,148	0.003680%	111
69	64211	Guarantee Trust Life Ins Co	8,177	0.000029%	172
70	64238	Guaranty Income Life Ins Co	81,915,485	0.292650%	52
71	78778	Guardian Ins & Ann Co Inc	43,936,808	0.156968%	64
72	64246	Guardian Life Ins Co Of Amer	770,747	0.002754%	115
73	83607	Guggenheim Life & Ann Co	59,284,620	0.211799%	58
74	92711	HCC Life Ins Co	3,830	0.000014%	182
75	64505	Homesteaders Life Co	258,290	0.000923%	133
76	64513	Horace Mann Life Ins Co	26,625,833	0.095123%	72
77	91693	IA Amer Life Ins Co	193,105	0.000690%	137
78	97764	Idealife Ins Co	1,200	0.000004%	196
79	14406	Industrial Alliance Ins & Fin Serv I	1,944,634	0.006947%	103
80	74780	Integrity Life Ins Co	32,836,158	0.117310%	66
81	64904	Investors Heritage Life Ins Co	14,148	0.000051%	164
82	65056	Jackson Natl Life Ins Co	1,860,940,928	6.648362%	1

California Life & Annuity Market Share Report
Premiums Written During Calendar Year 2019
Line of Business: ANNUITY CONSIDERATIONS
Sorted By Company Name (Alphabetically)

Record Count	Company Code	Company Name	Written Premium	Market Share	Rank
83	64017	Jefferson Natl Life Ins Co	125,479,559	0.448286%	40
84	65838	John Hancock Life Ins Co USA	3,682,304	0.013155%	99
85	65129	Kansas City Life Ins Co	2,640,082	0.009432%	101
86	65242	Lafayette Life Ins Co	21,354,336	0.076290%	76
87	68543	Liberty Bankers Life Ins Co	29,234,677	0.104443%	68
88	65331	Liberty Natl Life Ins Co	937	0.000003%	197
89	65528	Life Ins Co Of The Southwest	474,120,136	1.693833%	22
90	77720	LifeSecure Ins Co	9,562	0.000034%	169
91	65595	Lincoln Benefit Life Co	4,273,684	0.015268%	95
92	65927	Lincoln Heritage Life Ins Co	3,207	0.000011%	185
93	62057	Lincoln Life & Ann Co of NY	2,531,462	0.009044%	102
94	65315	Lincoln Life Assur Co of Boston	821,393	0.002934%	114
95	65676	Lincoln Natl Life Ins Co	1,546,324,804	5.524371%	4
96	60232	Lombard Intl Life Assur Co	85,979,755	0.307170%	50
97	65722	Loyal Amer Life Ins Co	891	0.000003%	198
98	65781	Madison Natl Life Ins Co Inc	618,494	0.002210%	117
99	65870	Manhattan Life Ins Co	6,389,323	0.022826%	86
100	67083	Manhattan Natl Life Ins Co	1,846	0.000007%	191
101	65935	Massachusetts Mut Life Ins Co	814,638,033	2.910360%	11
102	86126	Members Life Ins Co	44,521,538	0.159057%	62
103	65978	Metropolitan Life Ins Co	242,431,171	0.866105%	32
104	97136	Metropolitan Tower Life Ins Co	645,061,428	2.304534%	14
105	66087	Mid West Natl Life Ins Co Of TN	42,220	0.000151%	155
106	66044	Midland Natl Life Ins Co	392,281,985	1.401459%	25
107	66109	Midwestern United Life Ins Co	100	0.000000%	206
108	66168	Minnesota Life Ins Co	111,613,012	0.398747%	43
109	66370	Mony Life Ins Co	6,384	0.000023%	176
110	88668	Mutual Of Amer Life Ins Co	180,942	0.000646%	138
111	66427	Mutual Trust Life Ins Co a Pan Amer	56,778	0.000203%	153
112	67814	Nassau Life Ins Co	44,758	0.000160%	154
113	62359	Nassau Life Ins Co of TX	2,086	0.000007%	190
114	66583	National Guardian Life Ins Co	5,133,870	0.018341%	92
115	66680	National Life Ins Co	88,858	0.000317%	149
116	66850	National Western Life Ins Co	23,830,540	0.085137%	74
117	92657	Nationwide Life & Ann Ins Co	563,835,684	2.014349%	18
118	66869	Nationwide Life Ins Co	1,021,304,513	3.648693%	10
119	91626	New England Life Ins Co	450,822	0.001611%	125
120	69698	New Era Life Ins Co Of Midwest	1,300	0.000005%	195
121	91596	New York Life Ins & Ann Corp	1,455,751,894	5.200792%	5
122	66915	New York Life Ins Co	109,670,628	0.391807%	44
123	66974	North Amer Co Life & Hlth Ins	299,220,443	1.068989%	30

California Life & Annuity Market Share Report
Premiums Written During Calendar Year 2019
Line of Business: ANNUITY CONSIDERATIONS
Sorted By Company Name (Alphabetically)

Record Count	Company Code	Company Name	Written Premium	Market Share	Rank
124	67091	Northwestern Mut Life Ins Co	92,889,618	0.331856%	49
125	67148	Occidental Life Ins Co Of NC	1,169,003	0.004176%	108
126	68446	Oceanview Life & Annuity Co	21,907	0.000078%	159
127	67172	Ohio Natl Life Ins Co	3,968,345	0.014177%	97
128	67180	Ohio State Life Ins Co	847	0.000003%	199
129	69647	Optum Ins of OH Inc	462	0.000002%	203
130	76112	Oxford Life Ins Co	27,893,333	0.099651%	70
131	64343	Pacific Guardian Life Ins Co Ltd	148	0.000001%	205
132	97268	Pacific Life & Ann Co	69,215	0.000247%	150
133	67466	Pacific Life Ins Co	1,087,011,646	3.883437%	8
134	67539	Pan Amer Life Ins Co	13,980	0.000050%	165
135	71099	Parker Centennial Assur Co	63,487	0.000227%	152
136	93262	Penn Ins & Ann Co	3,826,130	0.013669%	98
137	67644	Penn Mut Life Ins Co	26,858,630	0.095955%	71
138	93548	PHL Variable Ins Co	59,918,996	0.214065%	57
139	72125	Physicians Life Ins Co	1,134,094	0.004052%	109
140	67873	Pioneer Amer Ins Co	10,260	0.000037%	168
141	67911	Pioneer Mut Life Ins Co	20,727	0.000074%	161
142	67946	Pioneer Security Life Ins Co	540	0.000002%	200
143	65919	Primerica Life Ins Co	65,224	0.000233%	151
144	61271	Principal Life Ins Co	357,752,461	1.278100%	27
145	68136	Protective Life Ins Co	187,537,664	0.669994%	34
146	79227	Pruco Life Ins Co	576,015,197	2.057861%	17
147	86630	Prudential Ann Life Assur Corp	81,152,059	0.289922%	53
148	68241	Prudential Ins Co Of Amer	587,360,003	2.098391%	16
149	93629	Prudential Retirement Ins & Ann Co	5,633,119	0.020125%	88
150	71390	Puritan Life Ins Co of Amer	44,347,123	0.158434%	63
151	68381	Reliance Standard Life Ins Co	97,531,722	0.348440%	47
152	67105	Reliastar Life Ins Co	28,491,238	0.101787%	69
153	61360	Reliastar Life Ins Co Of NY	5,400	0.000019%	179
154	65005	RiverSource Life Ins Co	375,621,471	1.341938%	26
155	90247	Rx Life Ins Co	2,800	0.000010%	187
156	60183	S USA Life Ins Co Inc	1,617,575	0.005779%	106
157	60445	Sagicor Life Ins Co	8,320,852	0.029727%	83
158	93742	Securian Life Ins Co	5,977,712	0.021356%	87
159	68675	Security Benefit Life Ins Co	130,082,906	0.464732%	38
160	68713	Security Life Of Denver Ins Co	1,352	0.000005%	194
161	68772	Security Mut Life Ins Co Of NY	2,500	0.000009%	188
162	69485	Security Natl Life Ins Co	171,247	0.000612%	139
163	68802	Sentinel Security Life Ins Co	129,295,967	0.461920%	39
164	68810	Sentry Life Ins Co	107,888,133	0.385439%	46

California Life & Annuity Market Share Report
Premiums Written During Calendar Year 2019
Line of Business: ANNUITY CONSIDERATIONS
Sorted By Company Name (Alphabetically)

Record Count	Company Code	Company Name	Written Premium	Market Share	Rank
165	97241	Settlers Life Ins Co	515	0.000002%	202
166	69019	Standard Ins Co	39,020,407	0.139404%	65
167	86355	Standard Life & Accident Ins Co	5,750	0.000021%	178
168	69108	State Farm Life Ins Co	20,097,558	0.071800%	78
169	69116	State Life Ins Co	50,637,834	0.180908%	60
170	89184	Sterling Investors Life Ins Co	4,051,935	0.014476%	96
171	69272	Sunset Life Ins Co Of Amer	411,834	0.001471%	127
172	69310	Surety Life Ins Co	102,271	0.000365%	147
173	68608	Symetra Life Ins Co	498,272,249	1.780118%	20
174	71153	Talcott Resolution Life & Ann Ins Co	11,764,934	0.042031%	80
175	88072	Talcott Resolution Life Ins Co	13,688,871	0.048905%	79
176	69345	Teachers Ins & Ann Assoc Of Amer	668,279,013	2.387481%	13
177	76236	The Cincinnati Life Ins Co	631,438	0.002256%	116
178	70435	The Savings Bank Mut Life Ins Co of	8,609,727	0.030759%	82
179	60142	TIAA Cref Life Ins Co	22,104,622	0.078971%	75
180	69566	Trans World Assur Co	1,052,764	0.003761%	110
181	70688	Transamerica Financial Life Ins Co	550,770	0.001968%	121
182	86231	Transamerica Life Ins Co	331,937,220	1.185873%	28
183	66281	Transamerica Premier Life Ins Co	84,190,802	0.300778%	51
184	61425	Trustmark Ins Co	3,013	0.000011%	186
185	11121	Unified Life Ins Co	3,404	0.000012%	184
186	70408	Union Security Ins Co	299,464	0.001070%	131
187	92916	United Amer Ins Co	342,221	0.001223%	130
188	69892	United Farm Family Life Ins Co	25	0.000000%	207
189	87645	United Fidelity Life Ins Co	8,470	0.000030%	171
190	63983	United Heritage Life Ins Co	387,762	0.001385%	129
191	69868	United Of Omaha Life Ins Co	78,819,149	0.281588%	54
192	70106	United States Life Ins Co in the Cit	5,424,838	0.019381%	91
193	62235	Unum Life Ins Co Of Amer	5,924	0.000021%	177
194	80659	US Business of Canada Life Assur Co	116,116	0.000415%	145
195	69663	USAA Life Ins Co	66,672,545	0.238193%	56
196	68632	Vantis Life Ins Co	1,500	0.000005%	192
197	70238	Variable Ann Life Ins Co	326,983,191	1.168174%	29
198	80942	Voya Ins & Ann Co	8,941,847	0.031945%	81
199	86509	Voya Retirement Ins & Ann Co	1,226,820,150	4.382915%	6
200	70319	Washington Natl Ins Co	599,703	0.002142%	118
201	70335	West Coast Life Ins Co	4,502	0.000016%	180
202	92622	Western Southern Life Assur Co	93,162,315	0.332830%	48
203	85189	Western United Life Assur Co	6,500	0.000023%	175
204	62413	Wilcac Life Ins Co	11,346	0.000041%	167
205	65900	Wilco Life Ins Co	14,463	0.000052%	163

California Life & Annuity Market Share Report
Premiums Written During Calendar Year 2019
Line of Business: ANNUITY CONSIDERATIONS
Sorted By Company Name (Alphabetically)

Record Count	Company Code	Company Name	Written Premium	Market Share	Rank
206	60704	Wilton Reassur Life Co of NY	3,425	0.000012%	183
207	90557	Zurich Amer Life Ins Co	5,602,834	0.020017%	89
	Totals:		27,990,966,727	100.000000%	

California Life & Annuity Market Share Report Exhibit (5D)
Premiums Written During Calendar Year 2019
Line of Business: ACCIDENT AND HEALTH
Sorted By Company Name (Alphabetically)

Record Count	Company Code	Company Name	Written Premium	Market Share	Rank
1	80985	4 Ever Life Ins Co	18,438,854	0.105555%	64
2	77879	5 Star Life Ins Co	23,536	0.000135%	199
3	71854	AAA Life Ins Co	15,074,728	0.086297%	69
4	71471	Ability Ins Co	725,638	0.004154%	143
5	78700	Aetna Hlth & Life Ins Co	247,755	0.001418%	165
6	60054	Aetna Life Ins Co	1,945,651,560	11.138090%	2
7	90611	Allianz Life Ins Co Of N Amer	8,994,490	0.051490%	80
8	60186	Allstate Life Ins Co	2,139,180	0.012246%	116
9	70874	Allstate Life Ins Co Of NY	113,273	0.000648%	177
10	60216	Amalgamated Life Ins Co	5,657,232	0.032385%	95
11	60275	American Bankers Life Assur Co Of FL	92,982	0.000532%	181
12	60380	American Family Life Assur Co of Col	389,548,699	2.230013%	8
13	60410	American Fidelity Assur Co	170,862,071	0.978118%	20
14	60488	American Gen Life Ins Co	6,439,988	0.036866%	89
15	60534	American Heritage Life Ins Co	52,406,470	0.300006%	40
16	60518	American Hlth & Life Ins Co	4,446,899	0.025457%	98
17	60577	American Income Life Ins Co	8,374,355	0.047940%	82
18	60739	American Natl Ins Co	904,456	0.005178%	134
19	71773	American Natl Life Ins Co Of TX	12,841,584	0.073513%	72
20	60801	American Public Life Ins Co	769,090	0.004403%	139
21	60836	American Republic Ins Co	446,958	0.002559%	157
22	88366	American Retirement Life Ins Co	643,690	0.003685%	147
23	60895	American United Life Ins Co	116,041	0.000664%	175
24	61999	Americo Fin Life & Ann Ins Co	86,045	0.000493%	182
25	61301	Ameritas Life Ins Corp	108,479,941	0.621005%	23
26	62825	Anthem Blue Cross Life & Hlth Ins Co	1,838,047,687	10.522100%	3
27	61069	Anthem Life Ins Co	38,679,484	0.221425%	48
28	71439	Assurity Life Ins Co	6,732,373	0.038540%	87
29	61689	Athene Ann & Life Co	78,136	0.000447%	183
30	61492	Athene Annuity & Life Assur Co	882,475	0.005052%	135
31	84522	Auto Club Life Ins Co	7,135	0.000041%	218
32	62944	AXA Equitable Life Ins Co	3,655,053	0.020924%	102
33	61212	Baltimore Life Ins Co	5,745	0.000033%	220
34	61263	Bankers Life & Cas Co	40,026,823	0.229138%	46
35	94250	Banner Life Ins Co	609,080	0.003487%	149
36	61395	Beneficial Life Ins Co	222	0.000001%	244
37	64890	Berkley Life & Hlth Ins Co	34,054,395	0.194948%	54
38	71714	Berkshire Life Ins Co of Amer	51,743,602	0.296212%	41
39	90638	Best Life & Hlth Ins Co	3,512,761	0.020109%	103
40	61557	Blue Shield of CA Life & Hlth Ins Co	237,832,565	1.361498%	14
41	61476	Boston Mut Life Ins Co	1,576,638	0.009026%	122
42	87726	Brighthouse Life Ins Co	11,170,940	0.063949%	77
43	71331	Careamerica Life Ins Co	195	0.000001%	245
44	61751	Central States H & L Co Of Omaha	60,658	0.000347%	186
45	80896	Centre Life Ins Co	2,016,473	0.011544%	118
46	61832	Chesapeake Life Ins Co	19,535,140	0.111831%	62

California Life & Annuity Market Share Report Exhibit (5D)
Premiums Written During Calendar Year 2019
Line of Business: ACCIDENT AND HEALTH
Sorted By Company Name (Alphabetically)

Record Count	Company Code	Company Name	Written Premium	Market Share	Rank
47	67369	Cigna Hlth & Life Ins Co	1,667,051,045	9.543211%	4
48	62626	CMFG Life Ins Co	38,159,368	0.218447%	49
49	62049	Colonial Life & Accident Ins Co	137,404,660	0.786588%	22
50	62065	Colonial Penn Life Ins Co	25,447,212	0.145675%	59
51	62103	Columbian Mut Life Ins Co	23,625	0.000135%	197
52	99937	Columbus Life Ins Co	636	0.000004%	239
53	62146	Combined Ins Co Of Amer	53,070,811	0.303810%	39
54	81426	Commercial Travelers Life Ins Co	28,564	0.000164%	196
55	84824	Commonwealth Ann & Life Ins Co	4,621	0.000026%	223
56	92444	Companion Life Ins Co of CA	28,056,866	0.160615%	57
57	62308	Connecticut Gen Life Ins Co	8,249,987	0.047228%	83
58	71730	Continental Amer Ins Co	47,833,413	0.273827%	43
59	71404	Continental Gen Ins Co	4,700,634	0.026909%	97
60	68500	Continental Life Ins Co Brentwood	16,896,525	0.096726%	67
61	71129	Dearborn Life Ins Co	2,486,564	0.014235%	113
62	62634	Delaware Amer Life Ins Co	260,425	0.001491%	163
63	85561	Elips Life Ins Co	4,530	0.000026%	224
64	62928	EMC Natl Life Co	770	0.000004%	236
65	78077	Equitable Financial Life Ins Co of A	6,322,040	0.036191%	91
66	77968	Family Heritage Life Ins Co Of Amer	6,919,341	0.039611%	86
67	63053	Family Life Ins Co	639,460	0.003661%	148
68	63177	Farmers New World Life Ins Co	5,837,946	0.033420%	93
69	63223	Federal Life Ins Co	15,833	0.000091%	203
70	63258	Federated Life Ins Co	2,130,719	0.012198%	117
71	63290	Fidelity Life Assn A Legal Reserve L	21,076	0.000121%	201
72	71870	Fidelity Security Life Ins Co	58,036,105	0.332234%	38
73	69140	First Allmerica Fin Life Ins Co	155	0.000001%	247
74	90328	First Hlth Life & Hlth Ins Co	2,848,080	0.016304%	111
75	67652	First Penn Pacific Life Ins Co	4,177	0.000024%	225
76	63495	Foresters Life Ins Ann Co	249	0.000001%	242
77	91642	Forethought Life Ins Co	2,463,264	0.014101%	114
78	63657	Garden State Life Ins Co	1,106	0.000006%	235
79	65536	Genworth Life & Ann Ins Co	1,361,330	0.007793%	127
80	70025	Genworth Life Ins Co	296,135,503	1.695259%	10
81	70939	Gerber Life Ins Co	38,056,969	0.217861%	50
82	91472	Globe Life & Accident Ins Co	3,046,767	0.017442%	108
83	62286	Golden Rule Ins Co	4,073,452	0.023319%	100
84	63967	Government Personnel Mut Life Ins Co	52,107	0.000298%	188
85	67059	GPM Hlth & Life Ins Co	31,158	0.000178%	194
86	63312	Great Amer Life Ins Co	5,399	0.000031%	221
87	90212	Great Southern Life Ins Co	121,049	0.000693%	174
88	68322	Great W Life & Ann Ins Co	4,051,253	0.023192%	101
89	64211	Guarantee Trust Life Ins Co	2,886,596	0.016525%	110
90	64238	Guaranty Income Life Ins Co	194,520	0.001114%	169
91	64246	Guardian Life Ins Co Of Amer	487,283,836	2.789508%	7
92	83607	Guggenheim Life & Ann Co	1,427	0.000008%	232

California Life & Annuity Market Share Report Exhibit (5D)
Premiums Written During Calendar Year 2019
Line of Business: ACCIDENT AND HEALTH
Sorted By Company Name (Alphabetically)

Record Count	Company Code	Company Name	Written Premium	Market Share	Rank
93	70815	Hartford Life & Accident Ins Co	177,364,423	1.015342%	18
94	92711	HCC Life Ins Co	102,177,306	0.584925%	26
95	66141	Health Net Life Ins Co	1,039,870,950	5.952852%	5
96	93440	HM Life Ins Co	32,428,543	0.185641%	55
97	64513	Horace Mann Life Ins Co	10,264	0.000059%	212
98	91693	IA Amer Life Ins Co	8,037	0.000046%	214
99	97764	Idealife Ins Co	2,736	0.000016%	226
100	64580	Illinois Mut Life Ins Co	151,940	0.000870%	173
101	81779	Individual Assur Co Life Hlth & Acc	12,296,996	0.070395%	74
102	65056	Jackson Natl Life Ins Co	3,295,783	0.018867%	105
103	64017	Jefferson Natl Life Ins Co	11,403	0.000065%	209
104	65080	John Alden Life Ins Co	314,237	0.001799%	160
105	93610	John Hancock Life & Hlth Ins Co	1,433,023	0.008203%	126
106	65838	John Hancock Life Ins Co USA	103,037,053	0.589847%	25
107	65129	Kansas City Life Ins Co	1,560,644	0.008934%	123
108	65242	Lafayette Life Ins Co	13,867	0.000079%	207
109	68543	Liberty Bankers Life Ins Co	2,447	0.000014%	228
110	65331	Liberty Natl Life Ins Co	189,792	0.001086%	170
111	65498	Life Ins Co Of N Amer	286,152,478	1.638110%	11
112	65528	Life Ins Co Of The Southwest	569	0.000003%	240
113	97985	LifeMap Assur Co	298,285	0.001708%	162
114	77720	LifeSecure Ins Co	6,329,520	0.036234%	90
115	99724	LifeShield Natl Ins Co	702,393	0.004021%	144
116	65595	Lincoln Benefit Life Co	9,186,200	0.052587%	78
117	65927	Lincoln Heritage Life Ins Co	212,461	0.001216%	166
118	62057	Lincoln Life & Ann Co of NY	499,994	0.002862%	155
119	65315	Lincoln Life Assur Co of Boston	223,776,201	1.281031%	16
120	65676	Lincoln Natl Life Ins Co	96,273,337	0.551127%	27
121	65722	Loyal Amer Life Ins Co	39,628,232	0.226856%	47
122	73504	Lumico Life Ins Co	7,404	0.000042%	216
123	65781	Madison Natl Life Ins Co Inc	3,344,237	0.019144%	104
124	65870	Manhattan Life Ins Co	178,936	0.001024%	171
125	61883	ManhattanLife Assur Co of Amer	8,551,738	0.048955%	81
126	65935	Massachusetts Mut Life Ins Co	65,389,125	0.374327%	34
127	69515	Medamerica Ins Co	6,298,270	0.036055%	92
128	31119	Medico Ins Co	507,727	0.002907%	153
129	65978	Metropolitan Life Ins Co	874,952,314	5.008758%	6
130	97136	Metropolitan Tower Life Ins Co	735,009	0.004208%	142
131	66087	Mid West Natl Life Ins Co Of TN	1,202,484	0.006884%	130
132	66044	Midland Natl Life Ins Co	1,876	0.000011%	229
133	66168	Minnesota Life Ins Co	34,303,497	0.196374%	53
134	66265	Monarch Life Ins Co	768,565	0.004400%	140
135	66370	Mony Life Ins Co	1,650,456	0.009448%	121
136	88668	Mutual Of Amer Life Ins Co	102,666	0.000588%	179
137	71412	Mutual Of Omaha Ins Co	86,221,061	0.493582%	30
138	66427	Mutual Trust Life Ins Co a Pan Amer	15,214	0.000087%	205

California Life & Annuity Market Share Report Exhibit (5D)
Premiums Written During Calendar Year 2019
Line of Business: ACCIDENT AND HEALTH
Sorted By Company Name (Alphabetically)

Record Count	Company Code	Company Name	Written Premium	Market Share	Rank
139	67814	Nassau Life Ins Co	97,723	0.000559%	180
140	68284	Nassau Life Ins Co of KS	53,542	0.000307%	187
141	62359	Nassau Life Ins Co of TX	2,532,378	0.014497%	112
142	61409	National Benefit Life Ins Co	66,295	0.000380%	185
143	66583	National Guardian Life Ins Co	60,121,167	0.344170%	37
144	82538	National Hlth Ins Co	17,252,222	0.098762%	65
145	66680	National Life Ins Co	1,512,130	0.008656%	124
146	87963	National Teachers Assoc Life Ins Co	37,362,698	0.213887%	51
147	66869	Nationwide Life Ins Co	18,770,914	0.107456%	63
148	98205	Natl Foundation Life Ins Co	876,754	0.005019%	136
149	91626	New England Life Ins Co	31,362	0.000180%	193
150	66915	New York Life Ins Co	71,118,629	0.407126%	33
151	81264	Nippon Life Ins Co Of Amer	175,440,978	1.004331%	19
152	66974	North Amer Co Life & Hlth Ins	8	0.000000%	249
153	69000	Northwestern Long Term Care Ins Co	42,617,006	0.243966%	45
154	67091	Northwestern Mut Life Ins Co	95,337,711	0.545771%	28
155	68446	Oceanview Life & Annuity Co	10,010	0.000057%	213
156	89206	Ohio Natl Life Assur Corp	996,625	0.005705%	133
157	67172	Ohio Natl Life Ins Co	696,843	0.003989%	145
158	67199	Old Amer Ins Co	30,069	0.000172%	195
159	67261	Old Republic Life Ins Co	1,118	0.000006%	234
160	13100	Omaha Ins Co	775,587	0.004440%	138
161	76112	Oxford Life Ins Co	392,663	0.002248%	158
162	67393	Ozark Natl Life Ins Co	641	0.000004%	238
163	64343	Pacific Guardian Life Ins Co Ltd	524	0.000003%	241
164	70785	Pacificare Life & Hlth Ins Co	5,693,613	0.032594%	94
165	67539	Pan Amer Life Ins Co	26,201,821	0.149995%	58
166	67598	Paul Revere Life Ins Co	14,912,198	0.085366%	70
167	93777	Pavonia Life Ins Co of MI	51,959	0.000297%	189
168	67644	Penn Mut Life Ins Co	459,795	0.002632%	156
169	67784	Philadelphia Amer Life Ins Co	1,510,651	0.008648%	125
170	72125	Physicians Life Ins Co	506,225	0.002898%	154
171	80578	Physicians Mut Ins Co	22,730,031	0.130120%	60
172	97152	Plateau Ins Co	71,151	0.000407%	184
173	65919	Primerica Life Ins Co	23,537	0.000135%	198
174	61271	Principal Life Ins Co	266,286,340	1.524385%	12
175	68047	Professional Ins Co	1,257,757	0.007200%	129
176	68136	Protective Life Ins Co	304,996	0.001746%	161
177	67903	Provident Amer Life & Hlth Ins Co	10,668	0.000061%	211
178	68195	Provident Life & Accident Ins Co	88,521,697	0.506752%	29
179	68241	Prudential Ins Co Of Amer	144,670,574	0.828182%	21
180	71390	Puritan Life Ins Co of Amer	45,137	0.000258%	190
181	68357	Reliable Life Ins Co	231	0.000001%	243
182	68381	Reliance Standard Life Ins Co	85,103,745	0.487185%	31
183	67105	Reliastar Life Ins Co	224,789,632	1.286832%	15
184	61360	Reliastar Life Ins Co Of NY	1,843,257	0.010552%	120

California Life & Annuity Market Share Report Exhibit (5D)
Premiums Written During Calendar Year 2019
Line of Business: ACCIDENT AND HEALTH
Sorted By Company Name (Alphabetically)

Record Count	Company Code	Company Name	Written Premium	Market Share	Rank
185	61700	Renaissance Life & Hlth Ins Co of Am	4,322,856	0.024747%	99
186	68462	Reserve Natl Ins Co	105,357	0.000603%	178
187	93572	RGA Reins Co	7,880,485	0.045113%	84
188	65005	RiverSource Life Ins Co	28,335,767	0.162211%	56
189	60183	S USA Life Ins Co Inc	5,851	0.000033%	219
190	60445	Sagicor Life Ins Co	1,494	0.000009%	230
191	93742	Securian Life Ins Co	9,105,377	0.052125%	79
192	68772	Security Mut Life Ins Co Of NY	16,203	0.000093%	202
193	69485	Security Natl Life Ins Co	1,457	0.000008%	231
194	68802	Sentinel Security Life Ins Co	170,925	0.000978%	172
195	68810	Sentry Life Ins Co	103	0.000001%	248
196	97241	Settlers Life Ins Co	1,317	0.000008%	233
197	69019	Standard Ins Co	247,401,812	1.416278%	13
198	86355	Standard Life & Accident Ins Co	7,333,318	0.041980%	85
199	69078	Standard Security Life Ins Co Of NY	113,356	0.000649%	176
200	68985	Starmount Life Ins Co	16,790,249	0.096118%	68
201	69116	State Life Ins Co	3,134,377	0.017943%	106
202	89184	Sterling Investors Life Ins Co	45,083	0.000258%	191
203	77399	Sterling Life Ins Co	540,103	0.003092%	152
204	91785	Sterling Nat Life Ins Co Inc	5,217	0.000030%	222
205	80926	Sun Life & Hlth Ins Co	679,761	0.003891%	146
206	69310	Surety Life Ins Co	12,557	0.000072%	208
207	68608	Symetra Life Ins Co	65,036,518	0.372308%	36
208	71153	Talcott Resolution Life & Ann Ins Co	15,754	0.000090%	204
209	88072	Talcott Resolution Life Ins Co	1,293,600	0.007405%	128
210	69345	Teachers Ins & Ann Assoc Of Amer	578,972	0.003314%	150
211	76236	The Cincinnati Life Ins Co	11,235	0.000064%	210
212	60142	TIAA Cref Life Ins Co	211,374	0.001210%	167
213	69477	Time Ins Co	6,729,258	0.038522%	88
214	70688	Transamerica Financial Life Ins Co	869,172	0.004976%	137
215	86231	Transamerica Life Ins Co	103,560,048	0.592841%	24
216	66281	Transamerica Premier Life Ins Co	48,754,198	0.279099%	42
217	61425	Trustmark Ins Co	11,984,679	0.068608%	75
218	62863	Trustmark Life Ins Co	4,744,508	0.027160%	96
219	80314	Unicare Life & Hlth Ins Co	3,027,022	0.017329%	109
220	11121	Unified Life Ins Co	2,185,451	0.012511%	115
221	91529	Unimerica Ins Co	65,071,804	0.372510%	35
222	62596	Union Fidelity Life Ins Co	1,893,952	0.010842%	119
223	69744	Union Labor Life Ins Co	13,957,015	0.079898%	71
224	70408	Union Security Ins Co	17,082,427	0.097790%	66
225	92916	United Amer Ins Co	37,208,090	0.213002%	52
226	63983	United Heritage Life Ins Co	45,061	0.000258%	192
227	69922	United Home Life Ins Co	7,505	0.000043%	215
228	69930	United Ins Co Of Amer	574,653	0.003290%	151
229	69868	United Of Omaha Life Ins Co	73,258,083	0.419374%	32
230	42129	United Security Assur Co Of PA	14,920	0.000085%	206

California Life & Annuity Market Share Report Exhibit (5D)
 Premiums Written During Calendar Year 2019
 Line of Business: **ACCIDENT AND HEALTH**
 Sorted By Company Name (Alphabetically)

Record Count	Company Code	Company Name	Written Premium	Market Share	Rank
231	70106	United States Life Ins Co in the Cit	3,094,419	0.017714%	107
232	72850	United World Life Ins Co	12,389,757	0.070926%	73
233	79413	UnitedHealthcare Ins Co	3,448,222,779	19.739719%	1
234	97179	UnitedHealthcare Life Ins Co	257,077	0.001472%	164
235	67601	Unum Ins Co	1,133,319	0.006488%	131
236	62235	Unum Life Ins Co Of Amer	331,358,131	1.896895%	9
237	80705	US Br Great West Life Assur Co	376,939	0.002158%	159
238	80802	US Br Sun Life Assur Co of Canada	183,379,304	1.049774%	17
239	80659	US Business of Canada Life Assur Co	205,477	0.001176%	168
240	69663	USAA Life Ins Co	42,648,060	0.244143%	44
241	80942	Voya Ins & Ann Co	171	0.000001%	246
242	70319	Washington Natl Ins Co	19,541,959	0.111870%	61
243	70335	West Coast Life Ins Co	704	0.000004%	237
244	70483	Western & Southern Life Ins Co	739,767	0.004235%	141
245	85189	Western United Life Assur Co	22,203	0.000127%	200
246	62413	Wilcac Life Ins Co	2,674	0.000015%	227
247	65900	Wilco Life Ins Co	1,072,766	0.006141%	132
248	60704	Wilton Reassur Life Co of NY	7,251	0.000042%	217
249	90557	Zurich Amer Life Ins Co	11,353,573	0.064995%	76
	Totals:		17,468,449,227	100.000000%	

California Life & Annuity Market Share Report
Premiums Written During Calendar Year 2019
Line of Business: DEPOSIT TYPE CONTRACTS
Sorted By Company Name (Alphabetically)

Record Count	Company Code	Company Name	Written Premium	Market Share	Rank
1	71854	AAA Life Ins Co	519,430	0.018060%	54
2	60054	Aetna Life Ins Co	5,497,920	0.191156%	20
3	60410	American Fidelity Assur Co	926,342	0.032208%	47
4	60488	American Gen Life Ins Co	50,353,841	1.750742%	7
5	60518	American Hlth & Life Ins Co	24,339	0.000846%	74
6	60739	American Natl Ins Co	12,479,396	0.433893%	17
7	60895	American United Life Ins Co	1,813,081	0.063039%	39
8	61999	Americo Fin Life & Ann Ins Co	250,419	0.008707%	65
9	61301	Ameritas Life Ins Corp	18,900,121	0.657134%	14
10	71439	Assurity Life Ins Co	134,716	0.004684%	69
11	61689	Athene Ann & Life Co	99,295	0.003452%	72
12	61212	Baltimore Life Ins Co	2,629,157	0.091413%	32
13	61395	Beneficial Life Ins Co	17	0.000001%	91
14	64890	Berkley Life & Hlth Ins Co	31	0.000001%	90
15	87726	Brighthouse Life Ins Co	228,923	0.007959%	66
16	61875	Church Life Ins Corp	16,727	0.000582%	75
17	62626	CMFG Life Ins Co	352,897	0.012270%	61
18	84824	Commonwealth Ann & Life Ins Co	622,297	0.021637%	50
19	62308	Connecticut Gen Life Ins Co	352,879	0.012269%	62
20	71129	Dearborn Life Ins Co	482,153	0.016764%	55
21	62928	EMC Natl Life Co	8,421	0.000293%	79
22	62510	Equitrust Life Ins Co	3,647,763	0.126828%	27
23	63177	Farmers New World Life Ins Co	8,436,974	0.293343%	18
24	91642	Forethought Life Ins Co	4,713,046	0.163867%	24
25	63312	Great Amer Life Ins Co	324,505	0.011283%	63
26	90212	Great Southern Life Ins Co	36,920	0.001284%	73
27	68322	Great W Life & Ann Ins Co	3,418,015	0.118840%	28
28	64238	Guaranty Income Life Ins Co	597,924	0.020789%	51
29	78778	Guardian Ins & Ann Co Inc	2,857	0.000099%	81
30	64246	Guardian Life Ins Co Of Amer	114,189	0.003970%	70
31	83607	Guggenheim Life & Ann Co	1,500,491	0.052170%	42
32	74780	Integrity Life Ins Co	2,315,385	0.080503%	34
33	65056	Jackson Natl Life Ins Co	1,240,795	0.043141%	44
34	64017	Jefferson Natl Life Ins Co	3,013,641	0.104781%	31
35	65838	John Hancock Life Ins Co USA	4,750,000	0.165152%	22
36	65129	Kansas City Life Ins Co	525,065	0.018256%	53
37	65242	Lafayette Life Ins Co	170,000	0.005911%	67
38	68543	Liberty Bankers Life Ins Co	389,549	0.013544%	59
39	65528	Life Ins Co Of The Southwest	355,285	0.012353%	60
40	65595	Lincoln Benefit Life Co	4,499,873	0.156455%	25
41	65722	Loyal Amer Life Ins Co	1,450	0.000050%	83
42	65935	Massachusetts Mut Life Ins Co	379,744,197	13.203243%	3
43	65978	Metropolitan Life Ins Co	17,542,226	0.609922%	15
44	66044	Midland Natl Life Ins Co	460,000	0.015994%	57

California Life & Annuity Market Share Report
Premiums Written During Calendar Year 2019
Line of Business: DEPOSIT TYPE CONTRACTS
Sorted By Company Name (Alphabetically)

Record Count	Company Code	Company Name	Written Premium	Market Share	Rank
45	66168	Minnesota Life Ins Co	72,244,179	2.511842%	6
46	61409	National Benefit Life Ins Co	327	0.000011%	86
47	66583	National Guardian Life Ins Co	1,817,741	0.063201%	38
48	66850	National Western Life Ins Co	415,113	0.014433%	58
49	78743	New Era Life Ins Co	565	0.000020%	84
50	69698	New Era Life Ins Co Of Midwest	8,883	0.000309%	77
51	91596	New York Life Ins & Ann Corp	33,790,961	1.174871%	11
52	66974	North Amer Co Life & Hlth Ins	1,448,147	0.050350%	43
53	67091	Northwestern Mut Life Ins Co	148,791	0.005173%	68
54	67172	Ohio Natl Life Ins Co	1,732,868	0.060250%	40
55	67180	Ohio State Life Ins Co	204	0.000007%	88
56	64343	Pacific Guardian Life Ins Co Ltd	1,629,217	0.056646%	41
57	67466	Pacific Life Ins Co	28,891,294	1.004515%	13
58	67644	Penn Mut Life Ins Co	4,951,848	0.172170%	21
59	65919	Primerica Life Ins Co	1,189,210	0.041347%	45
60	61271	Principal Life Ins Co	1,132,143,790	39.363261%	1
61	68136	Protective Life Ins Co	6,148,717	0.213783%	19
62	79227	Pruco Life Ins Co	4,734,141	0.164600%	23
63	86630	Prudential Ann Life Assur Corp	2,245,320	0.078067%	36
64	68241	Prudential Ins Co Of Amer	34,423,272	1.196855%	10
65	93629	Prudential Retirement Ins & Ann Co	238,135,345	8.279676%	4
66	67105	Reliastar Life Ins Co	106,101	0.003689%	71
67	65005	RiverSource Life Ins Co	460,567	0.016013%	56
68	90247	Rx Life Ins Co	138	0.000005%	89
69	60445	Sagicor Life Ins Co	2,438,036	0.084768%	33
70	93742	Securian Life Ins Co	4,487,363	0.156020%	26
71	69485	Security Natl Life Ins Co	7,528	0.000262%	80
72	69019	Standard Ins Co	738,000	0.025659%	49
73	69108	State Farm Life Ins Co	531,564	0.018482%	52
74	69116	State Life Ins Co	3,215,731	0.111807%	30
75	69272	Sunset Life Ins Co Of Amer	469	0.000016%	85
76	68608	Symetra Life Ins Co	15,079,678	0.524302%	16
77	88072	Talcott Resolution Life Ins Co	159,975,156	5.562141%	5
78	69345	Teachers Ins & Ann Assoc Of Amer	30,037,198	1.044357%	12
79	60142	TIAA Cref Life Ins Co	457,809,707	15.917486%	2
80	86231	Transamerica Life Ins Co	311,582	0.010833%	64
81	66281	Transamerica Premier Life Ins Co	14,620	0.000508%	76
82	87645	United Fidelity Life Ins Co	2,618	0.000091%	82
83	63983	United Heritage Life Ins Co	300	0.000010%	87
84	69868	United Of Omaha Life Ins Co	42,434,331	1.475390%	9
85	67601	Unum Ins Co	2,297,715	0.079889%	35
86	62235	Unum Life Ins Co Of Amer	8,531	0.000297%	78
87	69663	USAA Life Ins Co	2,044,391	0.071081%	37
88	70238	Variable Ann Life Ins Co	49,415,933	1.718132%	8

California Life & Annuity Market Share Report
Premiums Written During Calendar Year 2019
Line of Business: DEPOSIT TYPE CONTRACTS
Sorted By Company Name (Alphabetically)

Record Count	Company Code	Company Name	Written Premium	Market Share	Rank
89	86509	Voya Retirement Ins & Ann Co	1,021,185	0.035505%	46
90	92622	Western Southern Life Assur Co	3,286,858	0.114280%	29
91	62413	Wilcac Life Ins Co	825,509	0.028702%	48
	Totals:		2,876,143,294	100.000000%	

California Life & Annuity Market Share Report
Premiums Written During Calendar Year 2019
Line of Business: OTHER CONSIDERATIONS
Sorted By Company Name (Alphabetically)

Record Count	Company Code	Company Name	Written Premium	Market Share	Rank
1	81213	American Maturity Life Ins Co	1,654	0.000016%	24
2	62944	AXA Equitable Life Ins Co	32,604,490	0.319709%	14
3	87726	Brighthouse Life Ins Co	27,393	0.000269%	23
4	62626	CMFG Life Ins Co	39,704,160	0.389326%	13
5	78778	Guardian Ins & Ann Co Inc	312,524	0.003065%	19
6	65838	John Hancock Life Ins Co USA	1,999,126,076	19.602758%	2
7	65935	Massachusetts Mut Life Ins Co	541,868,466	5.313380%	5
8	65978	Metropolitan Life Ins Co	163,984,250	1.607974%	10
9	66168	Minnesota Life Ins Co	174,692,162	1.712973%	9
10	88668	Mutual Of Amer Life Ins Co	208,765,695	2.047086%	8
11	66915	New York Life Ins Co	377,598,032	3.702599%	6
12	67091	Northwestern Mut Life Ins Co	28,971	0.000284%	22
13	67172	Ohio Natl Life Ins Co	7,597,447	0.074498%	15
14	61271	Principal Life Ins Co	453,949	0.004451%	17
15	68241	Prudential Ins Co Of Amer	3,603,883,377	35.338468%	1
16	93629	Prudential Retirement Ins & Ann Co	390,706	0.003831%	18
17	69019	Standard Ins Co	235,868,770	2.312850%	7
18	71153	Talcott Resolution Life & Ann Ins Co	2,850,565	0.027952%	16
19	88072	Talcott Resolution Life Ins Co	137,568,882	1.348954%	12
20	70688	Transamerica Financial Life Ins Co	1,623,562,085	15.920104%	3
21	86231	Transamerica Life Ins Co	898,222,951	8.807672%	4
22	66281	Transamerica Premier Life Ins Co	224,220	0.002199%	21
23	69868	United Of Omaha Life Ins Co	275,012	0.002697%	20
24	86509	Voya Retirement Ins & Ann Co	148,576,040	1.456887%	11
	Totals:		10,198,187,877	100.000000%	